

2023 Provincial Health Authorities

Performance & District Profile Report

Table of Contents	1
Introduction	6
Autonomous Region of Bougainville	8
Overview	9
SPAR Indicators	10
eNHIS Reporting	11
Staffing	12
Board Members & Senior Management Team	13
Facility Profile & Cap Investment	14
Budget	15
District Rank & Populations	16
Central Province	17
Overview	18
SPAR Indicators	19
eNHIS Reporting	20
Staffing	21
Board Members & Senior Management Team	22
Facility Profile & Cap Investment	23
Budget	24
District Rank & Populations	25
East New Britain Province	26
Overview	27
SPAR Indicators	28
eNHIS Reporting	29
Staffing	30
Board Members & Senior Management Team	31
Facility Profile & Cap Investment	32
Budget	33
District Rank & Populations	34
East Sepik Province	35
Overview	36
SPAR Indicators	37
eNHIS Reporting	38
Staffing	39
Board Members & Senior Management Team	40
Facility Profile & Cap Investment	41
Budget	42
District Rank & Populations	43
Eastern Highlands Province	44
Overview	45

SPAR Indicators	46
eNHIS Reporting	47
Staffing	48
Board Members & Senior Management Team	49
Facility Profile & Cap Investment	50
Budget	51
District Rank & Populations	52
Enga Province	53
Overview	54
SPAR Indicators	55
eNHIS Reporting	56
Staffing	57
Board Members & Senior Management Team	58
Facility Profile & Cap Investment	59
Budget	60
District Rank & Populations	61
Gulf Province	62
Overview	63
SPAR Indicators	64
eNHIS Reporting	65
Staffing	66
Board Members & Senior Management Team	67
Facility Profile & Cap Investment	68
Budget	69
District Rank & Populations	70
Hela Province	71
Overview	72
SPAR Indicators	73
eNHIS Reporting	74
Staffing	75
Board Members & Senior Management Team	76
Facility Profile & Cap Investment	77
Budget	78
District Rank & Populations	79
Jiwaka Province	80
Overview	81
SPAR Indicators	82
eNHIS Reporting	83
Staffing	84
Board Members & Senior Management Team	85
Facility Profile & Cap Investment	86
Budget	87
District Rank & Populations	88

Madang Province	89
Overview	90
SPAR Indicators	91
eNHIS Reporting	92
Staffing	93
Board Members & Senior Management Team	94
Facility Profile & Cap Investment	95
Budget	96
District Rank & Populations	97
Manus Province	98
Overview	99
SPAR Indicators	100
eNHIS Reporting	101
Staffing	102
Board Members & Senior Management Team	103
Facility Profile & Cap Investment	104
Budget	105
District Rank & Populations	106
Milne Bay Province	107
Overview	108
SPAR Indicators	109
eNHIS Reporting	110
Staffing	111
Board Members & Senior Management Team	112
Facility Profile & Cap Investment	113
Budget	114
District Rank & Populations	115
Morobe Province	116
Overview	117
SPAR Indicators	118
eNHIS Reporting	119
Staffing	120
Board Members & Senior Management Team	121
Facility Profile & Cap Investment	122
Budget	123
District Rank & Populations	124
National Capital District	125
Overview	126
SPAR Indicators	127
eNHIS Reporting	128
Staffing	129
Board Members & Senior Management Team	130
Facility Profile & Cap Investment	131
Budget	132

District Rank & Populations	133
New Ireland Province	134
Overview	135
SPAR Indicators	136
eNHIS Reporting	137
Staffing	138
Board Members & Senior Management Team	139
Facility Profile & Cap Investment	140
Budget	141
District Rank & Populations	142
Northern - Oro Province	143
Overview	144
SPAR Indicators	145
eNHIS Reporting	146
Staffing	147
Board Members & Senior Management Team	148
Facility Profile & Cap Investment	149
Budget	150
District Rank & Populations	151
Simbu Province	152
Overview	153
SPAR Indicators	154
eNHIS Reporting	155
Staffing	156
Board Members & Senior Management Team	157
Facility Profile & Cap Investment	158
Budget	159
District Rank & Populations	160
Southern Highlands Province	161
Overview	162
SPAR Indicators	163
eNHIS Reporting	164
Staffing	165
Board Members & Senior Management Team	166
Facility Profile & Cap Investment	167
Budget	168
District Rank & Populations	169
West New Britain Province	170
Overview	171
SPAR Indicators	172
eNHIS Reporting	173
Staffing	174
Board Members & Senior Management Team	175

Facility Profile & Cap Investment	176
Budget	177
District Rank & Populations	178
West Sepik Province	179
Overview	180
SPAR Indicators	181
eNHIS Reporting	182
Staffing	183
Board Members & Senior Management Team	184
Facility Profile & Cap Investment	185
Budget	186
District Rank & Populations	187
Western Province	188
Overview	189
SPAR Indicators	190
eNHIS Reporting	191
Staffing	192
Board Members & Senior Management Team	193
Facility Profile & Cap Investment	194
Budget	195
District Rank & Populations	196
Western Highlands Province	197
Overview	198
SPAR Indicators	199
eNHIS Reporting	200
Staffing	201
Board Members & Senior Management Team	202
Facility Profile & Cap Investment	203
Budget	204
District Rank & Populations	205
Appendix A Abbreviations and Shorthand Text Explained	206



DEPARTMENT OF HEALTH Office of the Secretary

P.O. Box 807
WAIGANI
National Capital District, Papua New Guinea

Phone: +(675) 301 3601. 301 3634
Fax: +(675) 301 3604
Email: health_secretary@health.gov.pg

Introduction

The 2023 Provincial Health Authorities Performance and District Profile Report, the fifth in this format, covers the period from 1st January 2023 to 31st December 2023. Its publication meets the obligation set by the Department of Treasury when the Loan and Grant Agreements were entered into by the Government of Papua New Guinea, the Asian Development Bank, and the Australian Department of Foreign Affairs and Trade for the Health Services Sector Development Project.

Acknowledgements - Data Sources

As in previous years the entities that have enabled the production of this Report are acknowledged, in particular, the National Department of Health, Department of Treasury, the Autonomous Region of Bougainville Health Department, Catholic Church Health Services and Christian Health Services.

Health services activity data has been drawn from the eNHIS with the Department of Treasury providing data on the 2023 Budget and Expenditure, derived from the IFMS, under a formal Data Exchange Agreement. Health workforce data was sourced from the 'Ascender Payroll System' via the National Department of Health.

Rankings and Reporting across the Sector

The relative performance of the Provincial Health Authorities has been assessed and reported by the Health Services Sector Development Project since 2017.

The calculation of the Provincial and District rankings for 2023 was based on 'twelve output indicators' from the eNHIS Sector Performance Annual Report (SPAR). These indicators were selected based on their ability to be influenced by the actions or activities of the Provincial Health Authorities (PHAs). Each indicator is given equal numerical weight in the ranking process. Notably, no adjustments have been made to account for factors such as the 'constraint index' applied in the Department's annual SPAR, geographic isolation, or the prevalence of endemic diseases such as malaria.

The Measles/Mumps/Rubella immunisation rates for some Provinces in 2023 include activity registered during the mid-year Supplementary Immunisation Activity (SIA) for children under 5 years of age and are therefore not directly comparable with prior years where only routine immunisation activity was recorded. Appendix B records the immunisation activity attributable to the SIA in each Province.

Rankings for 2020, 2021, and 2022 have been adjusted to maintain trend relativity, with equal weighting for all indicators. Provincial and District rankings in this Report are significantly influenced by reporting rates from health facilities. The reporting rate for 2023 was 98.1% compared to 95.7% in 2022

Highlights - 2023 Performance

In 2023, the Western Highlands Provincial Health Authority's performance, particularly in the provision of maternal and child health services, elevated it to the overall best performer. The PHA's overall performance was clearly advantaged by high levels of measles / mumps / rubella immunisation rates attributable to service provision to not only the population of Western Highlands but also to populations from the neighbouring Provinces of Jiwaka and Enga through its health facilities.

The low incidence of malarial infections, the relatively low case fatality rate for pneumonia in children under the age of five (5) years, and the relatively low percentage of malnourished children and low-birth-weight neonates were also significant factors favouring the Authority's ranking.

Other issues of note include:

- The National Capital District PHA data does not include health services provided at Port Moresby General Hospital (Moresby North East District) except for supervised births. Since Central PHA does not have a provincial hospital, many hospital-related services for the population are provided by either the Port Moresby General Hospital or private hospitals in the National Capital.
- The consistently good performance of the Chimbu, Milne Bay, and NCD PHAs continued in 2023.
- The improved ranking of East New Britain and Southern Highlands PHAs in 2023 is also noteworthy.

Reporting Focus and Asset Management

The reporting focus is evolving to meet changing demands and reflects a greater level of understanding that is apparent across the sector in terms of the challenges that must be addressed to enhance the provision of effective health services to the people of PNG.

This year's report has sought to highlight capital investment by both government and key development partners together with the importance of the asset management agenda across the sector.

The PHAs have a responsibility to ensure that public assets are managed responsibly and sustainably. Effective asset management contributes to the overall economic and social development of the country by ensuring that public resources are utilised efficiently and that assets remain in optimal condition for as long as possible.

Conclusion

This report reflects an ongoing commitment to transparency and accountability in the health sector, ensuring informed decision-making and continuous improvement in health service delivery across Papua New Guinea.

Dr. Osborne Liko

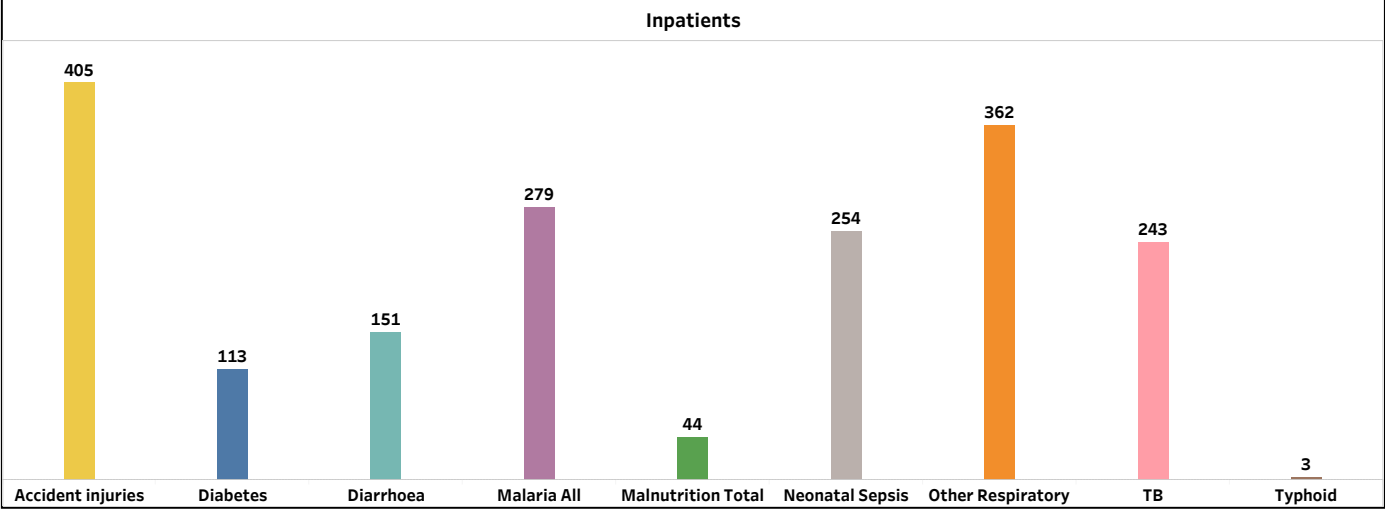
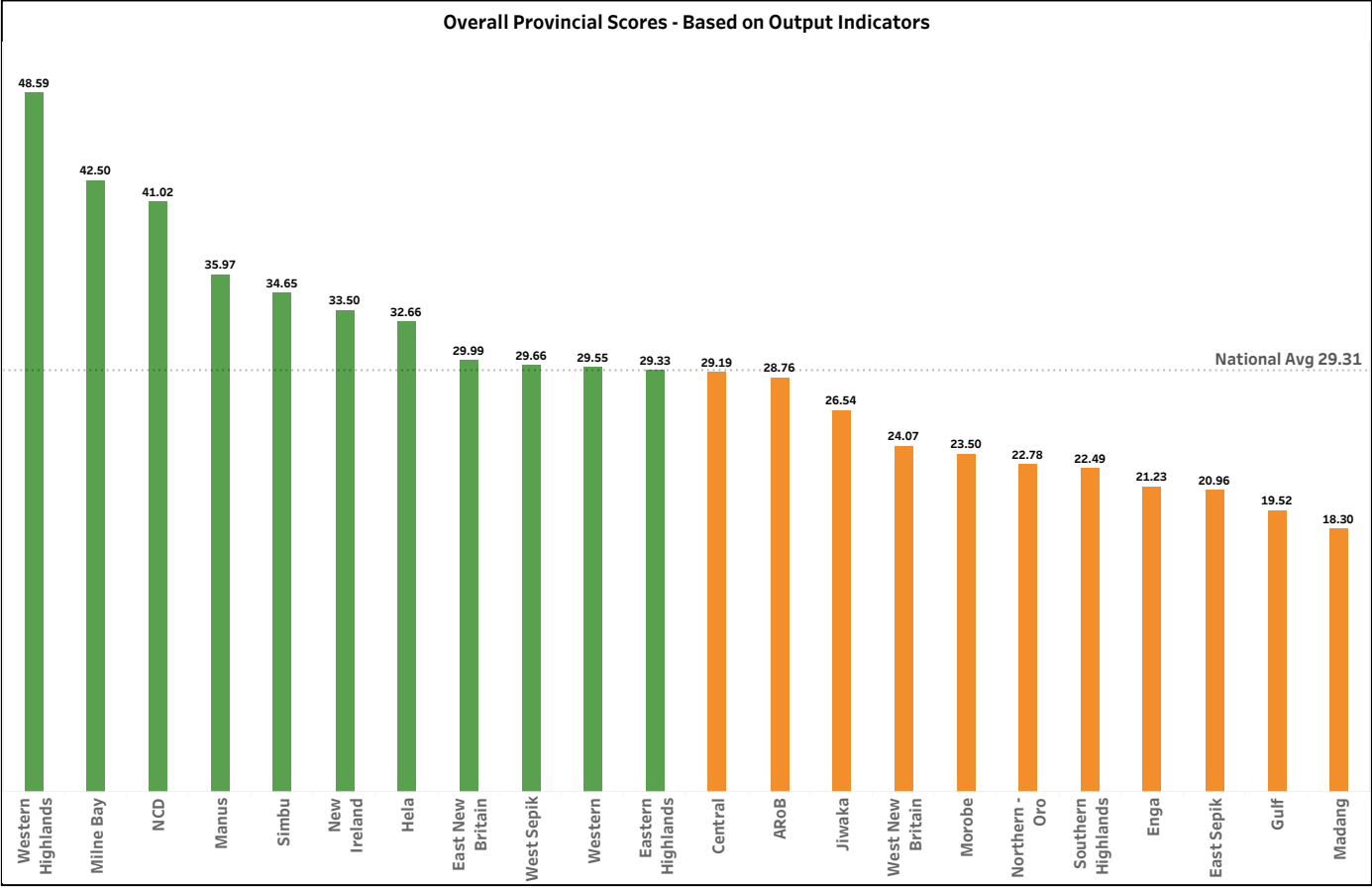
Secretary for Health



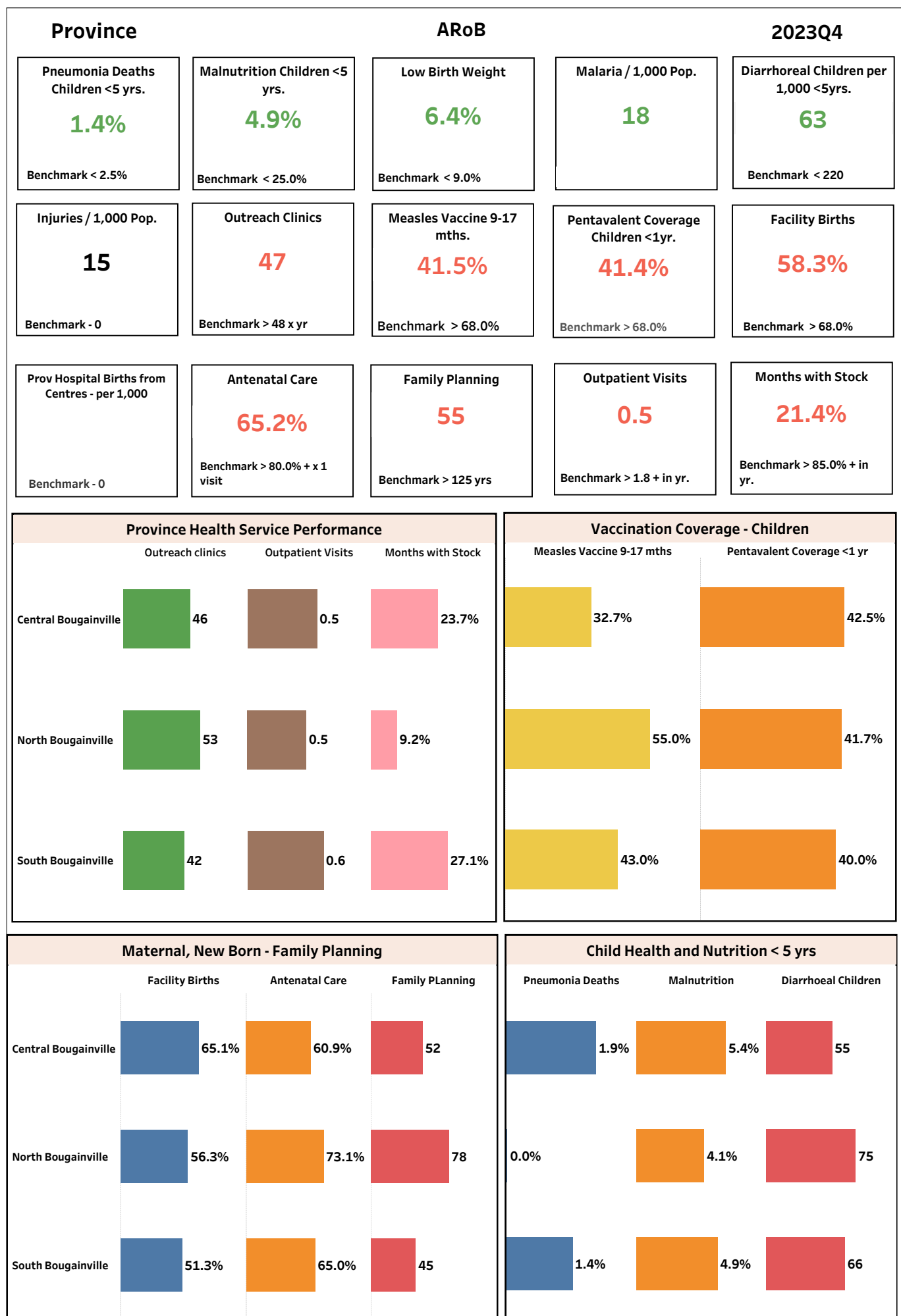
11th June 2024

Autonomous Region of Bougainville

Province	ARoB				2023Q4
Population Growth	Population	Ranking Change - 2020 to 2023			ARoB Score
3.20%	365,999	10	11	5	28.76





Outpatient Attendances				
Provincial Hospital	District Hospital	Health Centre	Community Health Post	Health Sub Centre
27,584	12,503	44,586	6,765	102,863















Performance Indicators and Ranking are 'Impacted' by timeliness and completeness of eNHIS Reporting




















Monthly Reports Submitted - Hospitals (HO-R - Regional) (HO-P - Provincial) (HO-D - District)

Districts.	Facility.	Management	Inpatients	Outpatients	Deaths	
Central Bougainville	Arawa HO-D	GoPNG	12	12	12	
North Bougainville	Buka HO-P	GoPNG	12	12	12	

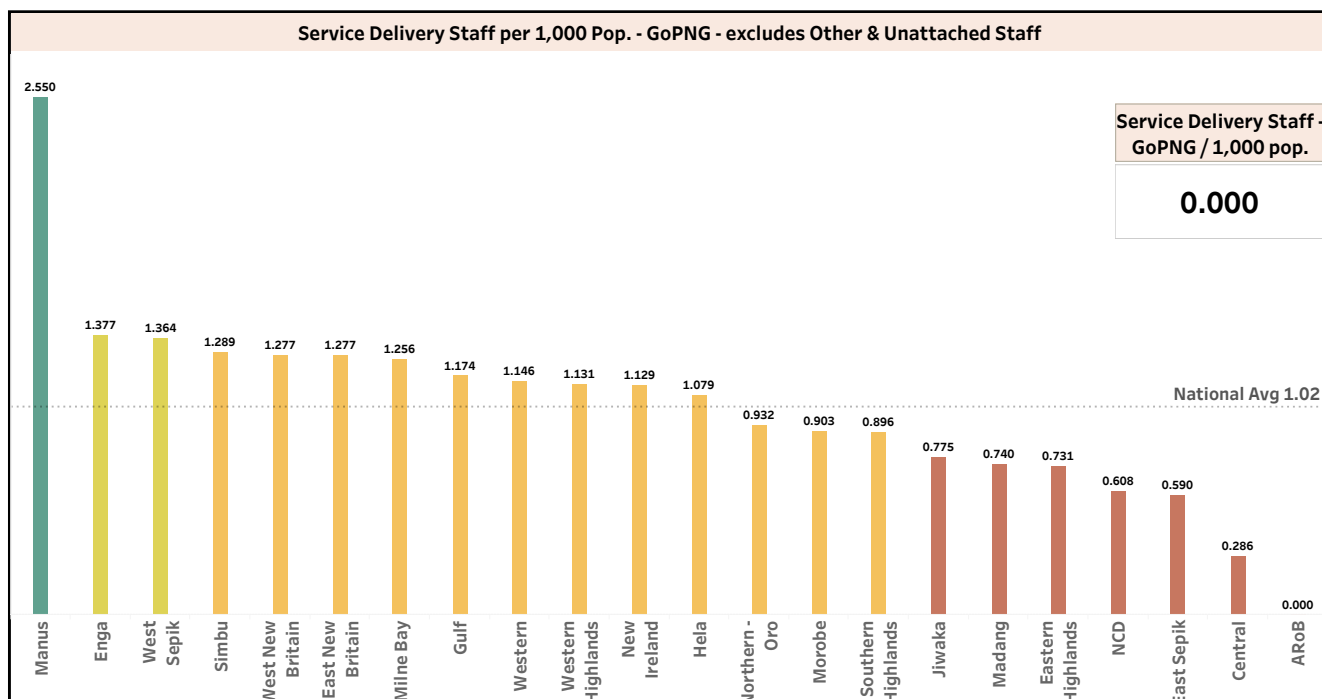
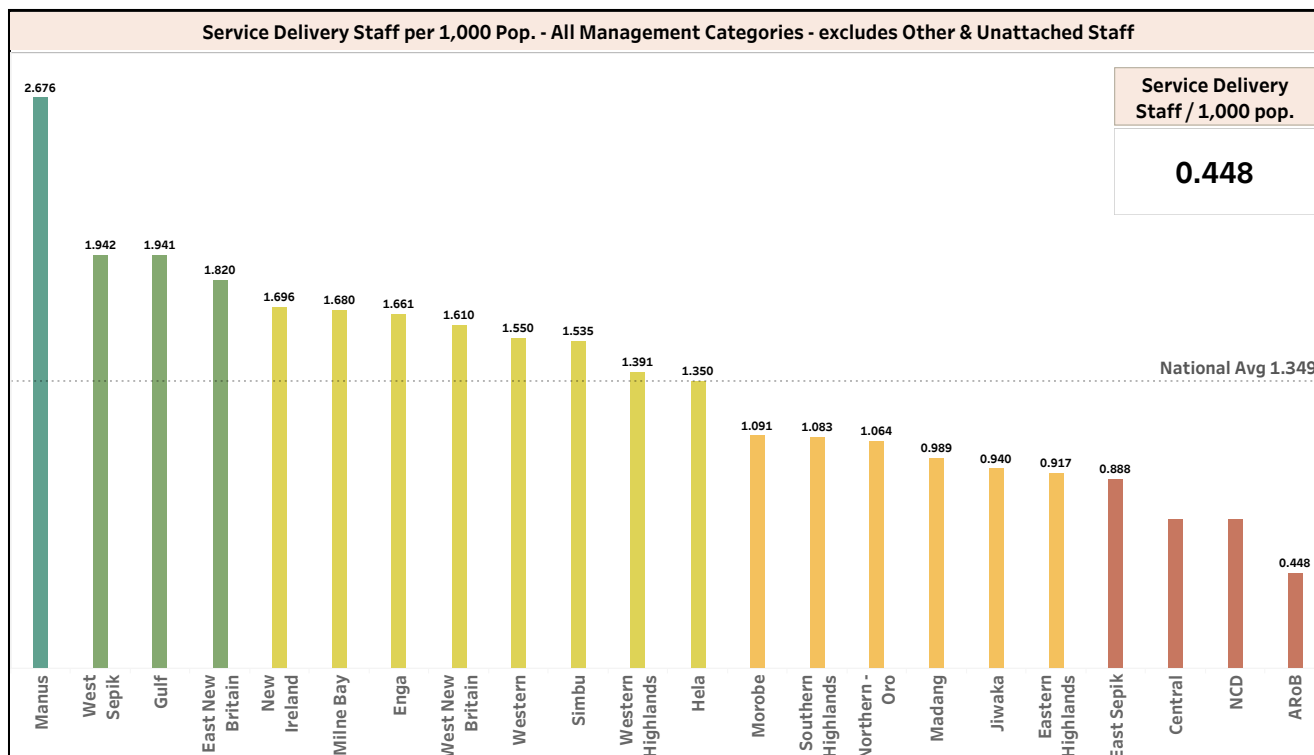
Monthly Reports Submitted - Health Centres (HC) and Urban Clinics (UC)

Districts.	Facility.	Management	Inpatients	Outpatients	Deaths	
Central Bougainville	Koromira HC	Catholic Church Health Services	12	12	12	
	Manetai HC	Catholic Church Health Services	12	12	12	
	Panguna HC	GoPNG	12	12	12	
	Wakunai HC	GoPNG	12	12	12	
North Bougainville	Tearouki HC	Catholic Church Health Services	12	12	12	
	Buka UC	GoPNG	12	12	12	
	Kunua HC	GoPNG	12	12	12	
	Nissan HC	GoPNG	12	12	12	
South Bougainville	Moratona HC	Catholic Church Health Services	12	12	12	
	Boku HC	GoPNG	12	12	12	
	Buin HC	GoPNG	12	12	12	
	Katukuh HC	GoPNG	12	12	12	

Monthly Reports Submitted - Community Health Posts (CHP) and Health Sub Centres (SC)

Districts.	Facility.	Management	Inpatients	Outpatients	Deaths	
Central Bougainville	Kakusida CHP	GoPNG	12	12	12	
	Kodora CHP	GoPNG	12	12	12	
	Orami CHP	GoPNG	12	12	12	
	Paruparu SC	GoPNG	12	12	12	
	Ruruvu SC	CHS - United	12	12	12	
North Bougainville	Carterets SC	GoPNG	12	12	12	
	Gagan SC	Catholic Church Health Services	12	12	12	
	Hanahan SC	GoPNG	12	12	12	
	Kekesu SC	CHS - United	12	12	12	
	Kuraio SC	Catholic Church Health Services	12	12	12	
	Selau - Hantoa SC	GoPNG	12	12	12	
	Sipai SC	Catholic Church Health Services	12	12	12	
	Skotolan SC	CHS - United	12	12	12	
South Bougainville	Karato CHP	GoPNG	12	12	12	
	Konga SC	GoPNG	12	12	12	
	Lenoke SC	GoPNG	12	12	12	
	Monoitu SC	Catholic Church Health Services	12	12	12	
	Oria SC	GoPNG	12	12	12	
	Piano SC	Catholic Church Health Services	12	12	12	
	Piva - Torokina SC	GoPNG	12	12	12	
	Sinkodo SC	GoPNG	12	12	12	
	Sovele SC	Catholic Church Health Services	12	12	12	
	Tabago SC	Catholic Church Health Services	12	12	12	
	Tonu SC	CHS - United	12	12	12	
	Turiboiru SC	Catholic Church Health Services	12	12	12	

Staffing Profile											Total Health Staff / 1,000 pop.
Management Category	Allied Health	CHW's	HEO's	Medical	Nursing	Other	Unattac..	Total Staff	M	F	
1 GoPNG	0	0	0	0	0	0	0	0	0	0	0.481
2 Catholic Health Services	1	68	2	0	52	4	4	131	36	95	
3 Christian Health Services	0	23	0	0	18	4	0	45	16	29	
4 Bougainville Public Service	0	0	0	0	0	0	0	0			
Grand Total	1	91	2	0	70	8	4	176	52	124	



PHA - Board Membership

Date of Most Recent

Accreditation Survey

External Financial Audit

PHA - Senior Management Team

Catholic Church Health Services - Senior Management Team			
CCHS Role	Officer	Contact Nums	Email
Bishop	Dariusz Eki Kaluza MSF	7263 8371	bpbougainville@gmail.com
Health Manager	Michaeline Pau	73575365	michaelinepau@gmail.com
Accountant	Faustina Hanasin	70409433/70659995	hanasinfaustina@gmail.com
M & E Officer	Fabian Sembi	73575364	-

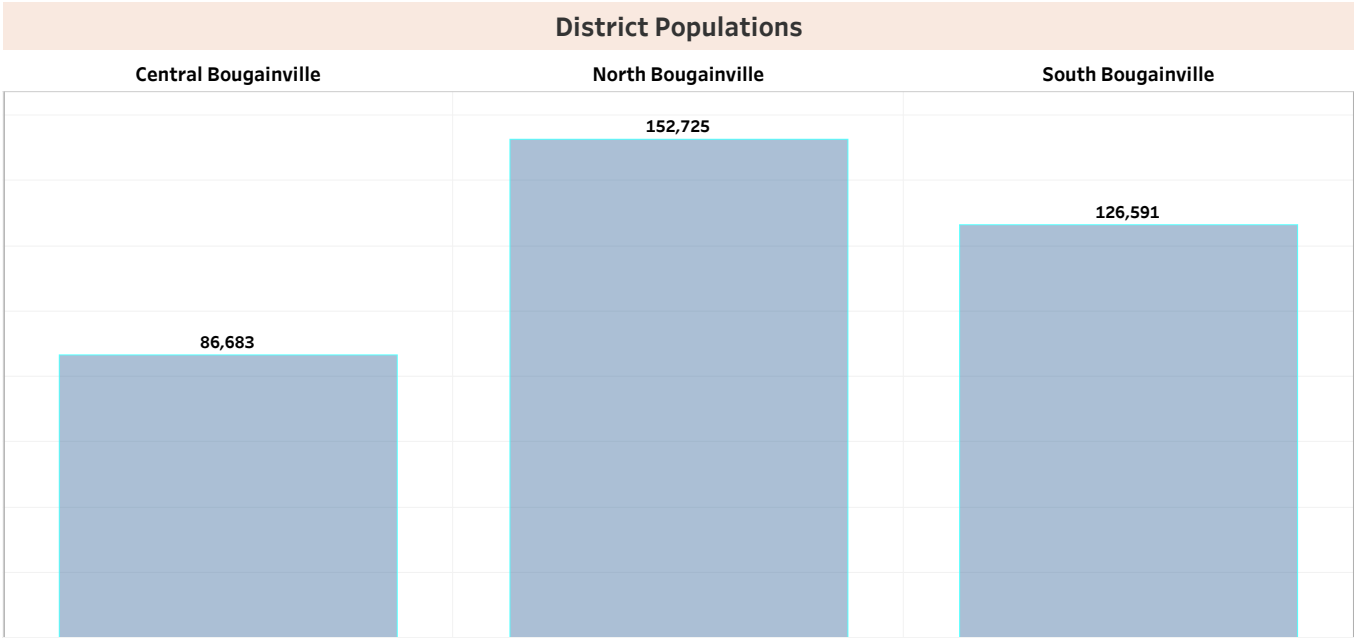
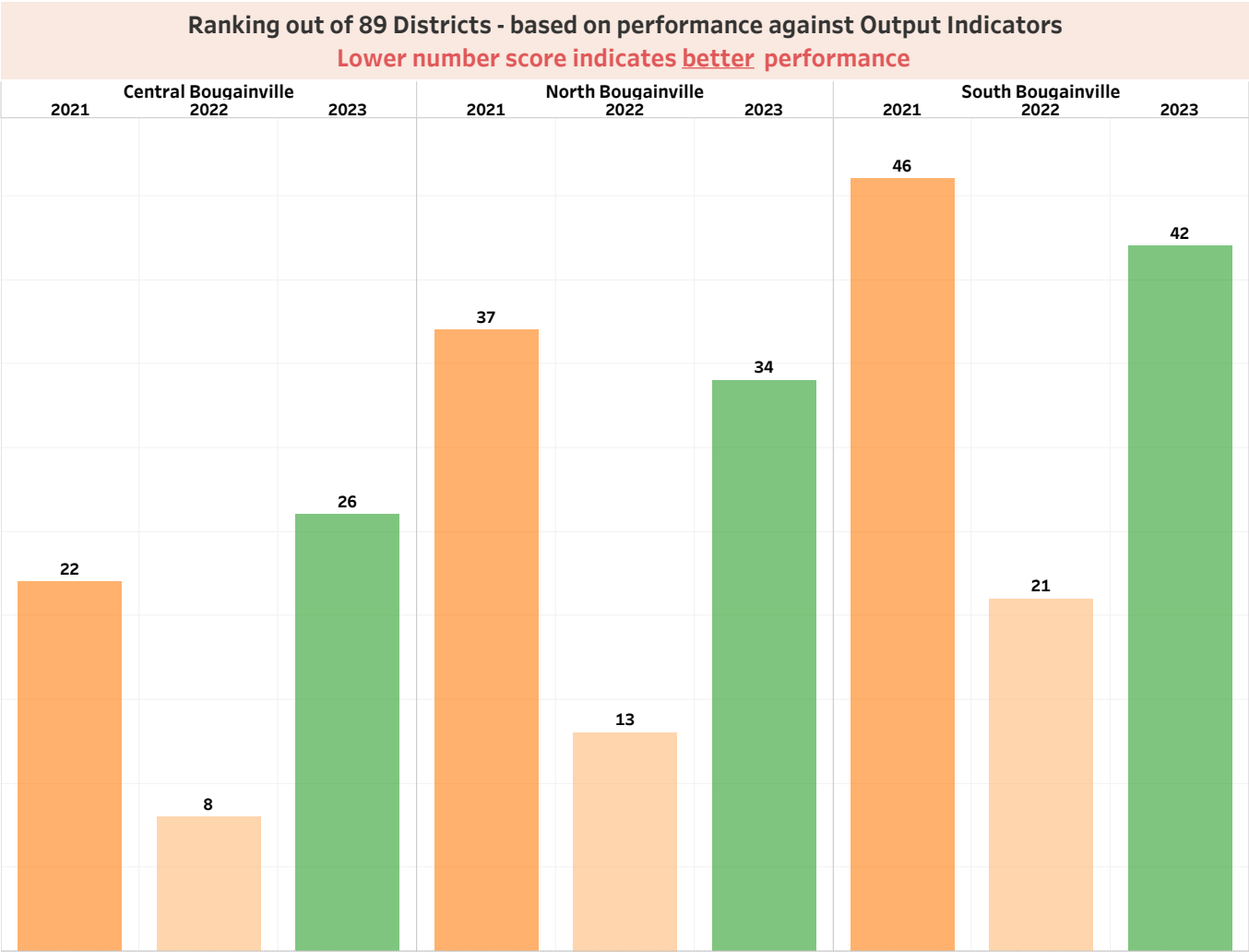
Health Facility Profile - Government and Non Government				
Type	L2 - CHP / HSC.	L3 - HC / UC.	L4 - Dist Hosp	L5 - Prov Hosp
Major Hospital				1
District Hospital			1	
Urban Clinic		1		
Health Centre		11		
Community Health ..	26			
Grand Total	26	12	1	1

Capital Investment & Asset Management Initiatives									
.	Facility/District	Project	Plan	Design	Contract	Progress	Funding	Budget - Total	Spend in 2023
1	ARoB 22857	ARoB decision to build Prov Hospital in Arawa	Yes	Yes	-	-	GoPNG - PIP	4,000,000	4,000,000
2	North Bougainville	Kunua HC - Relocate to Soreken Plantation	Yes	Yes	Tender Eval	-	HSSDP	30,000,000	-
3	Central Bougainville	Arawa - School of Nursing	-	-	-	-	RDG Grant	5,000,000	-
4	South Bougainville	Buin HC - Redevelop	-	-	-	-	RDG Grant	1,500,000	-

Recurrent Budget Report - Kina - (Data Source - Treasury) - data not available for Drugs and Medical Supplies & Utilities

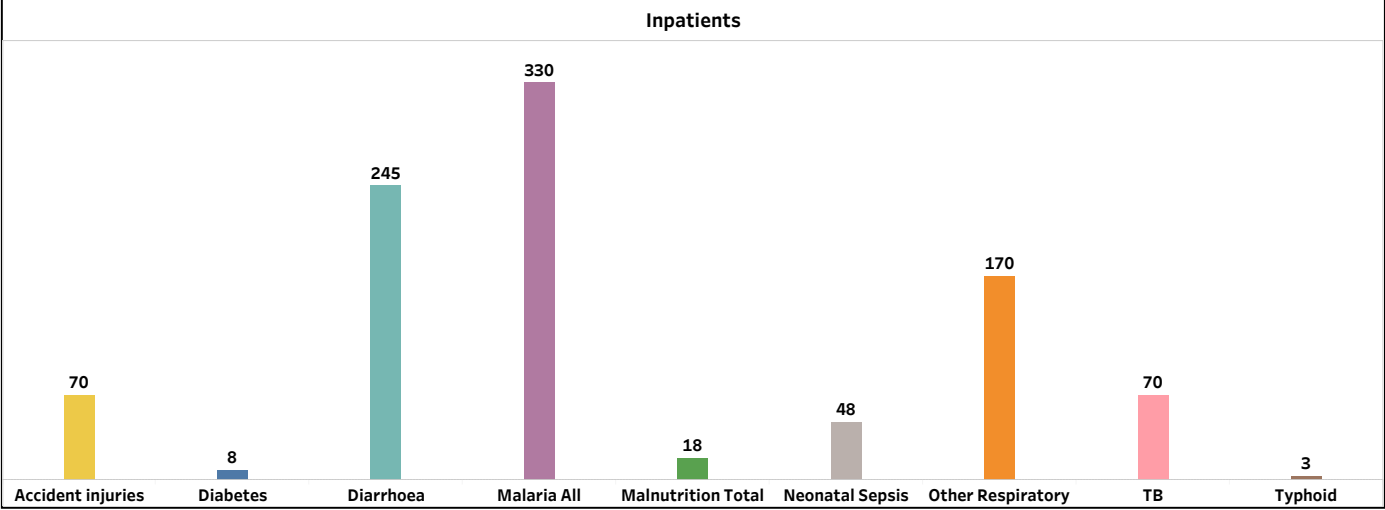
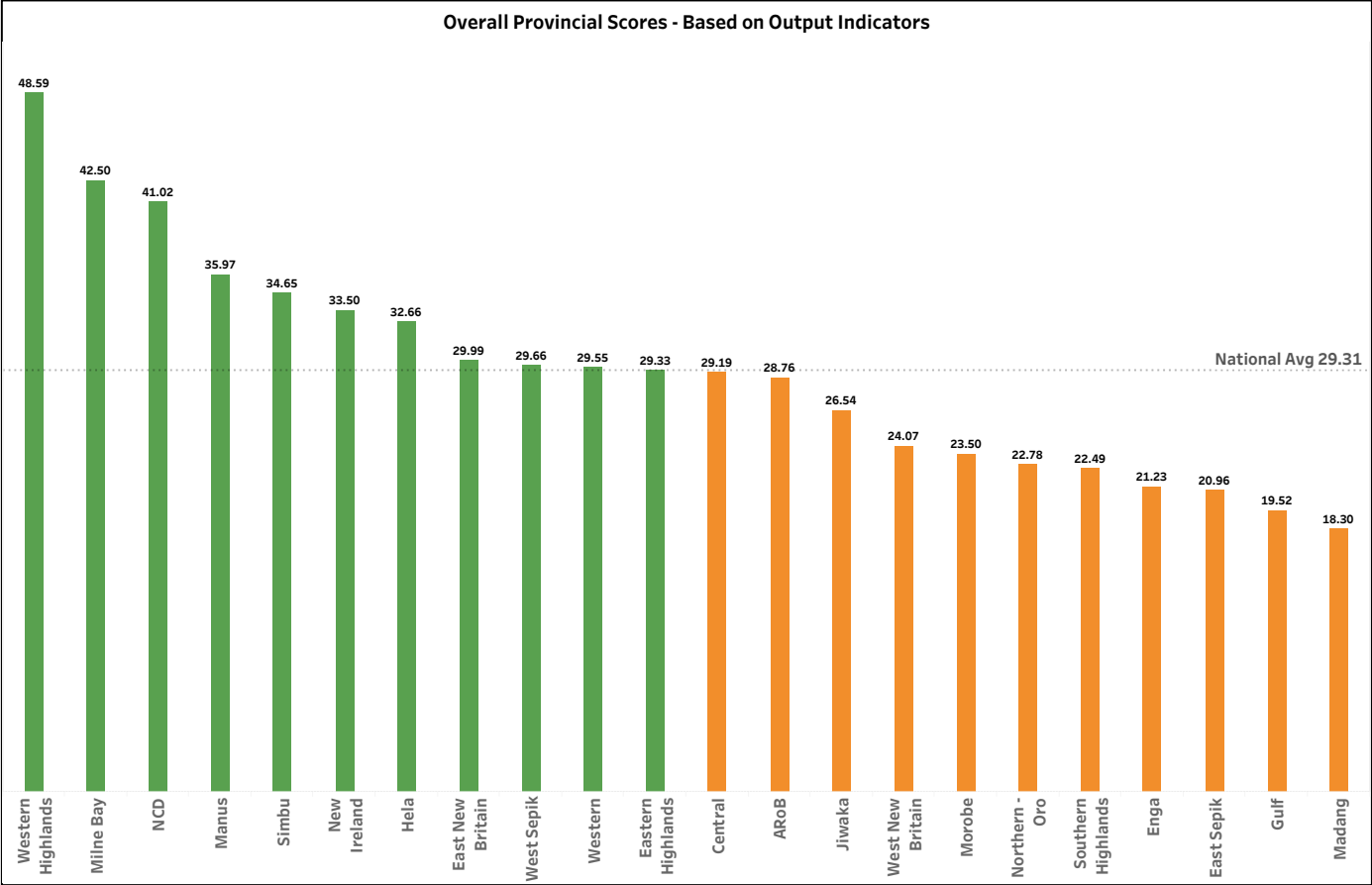
Management Category.	2023 - Budget	2023 - CFC	2023 - Expenditure	Expenditure per Capita	Discretionary Expenditure per Capita
GoPNG	0	0	0	0.00	5.96
Catholic Church Health Services	7,563,590	-	4,973,350		
Christian Health Services	3,817,671	-	2,787,835		
Total	11,381,261	0	8,553,250		

Overview Pane - GoPNG Budget Only

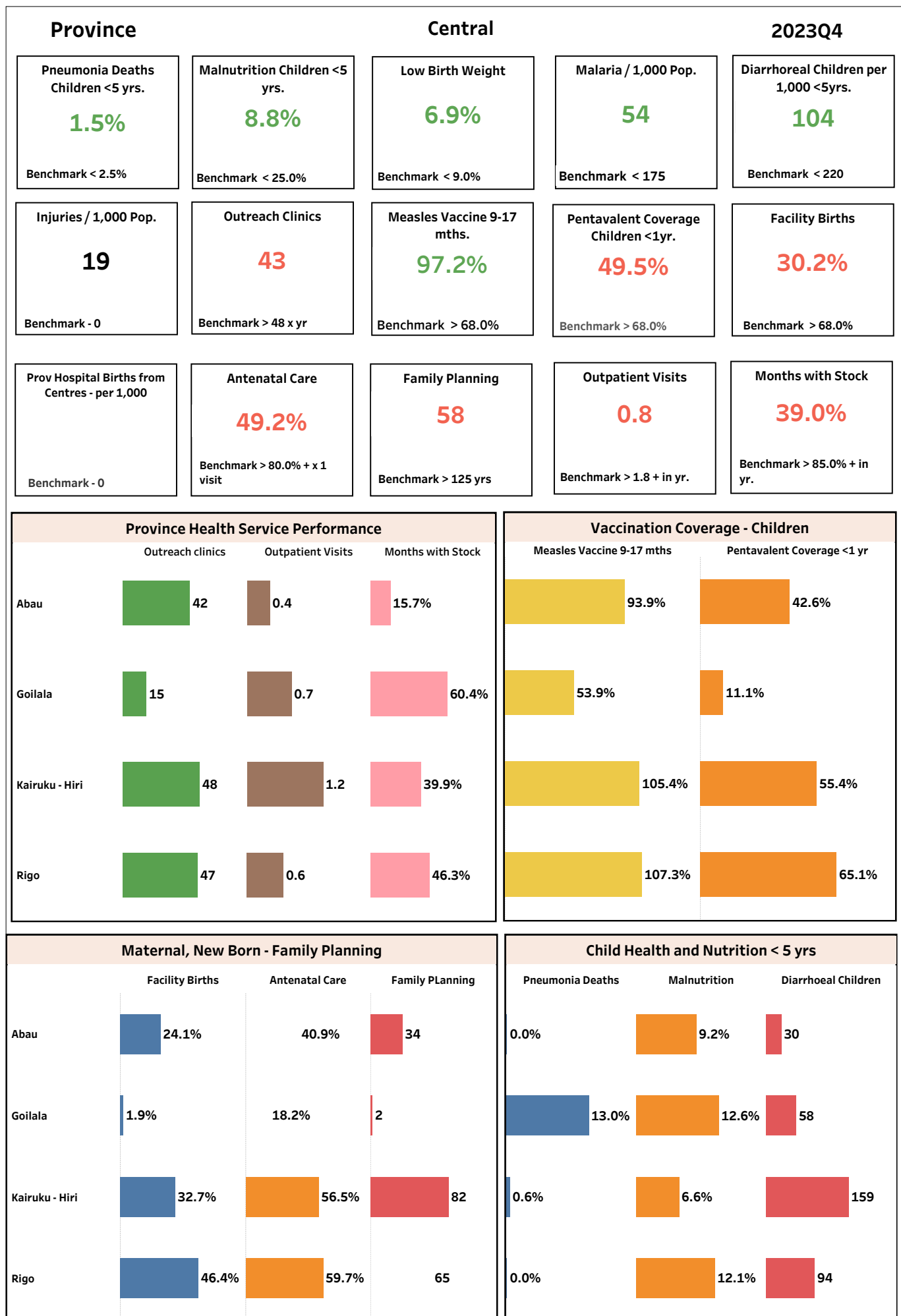


Central PHA

Province	Central				2023Q4
Population Growth	Population	Ranking Change - 2020 to 2023			
2.60%	342,987	12	9	14	29.19




Outpatient Attendances				
District Hospital	Urban Clinic	Health Centre	Community Health Post	Health Sub Centre
14,506	5,119	64,187	4,080	171,024












Performance Indicators and Ranking are 'Impacted' by timeliness and completeness of eNHIS Reporting
































Monthly Reports Submitted - Hospitals (HO-R - Regional) (HO-P - Provincial) (HO-D - District)

Districts.	Facility.	Management	Inpatients	Outpatients	Deaths	
Rigo	Kwikila HO-D	GoPNG	12	12	12	

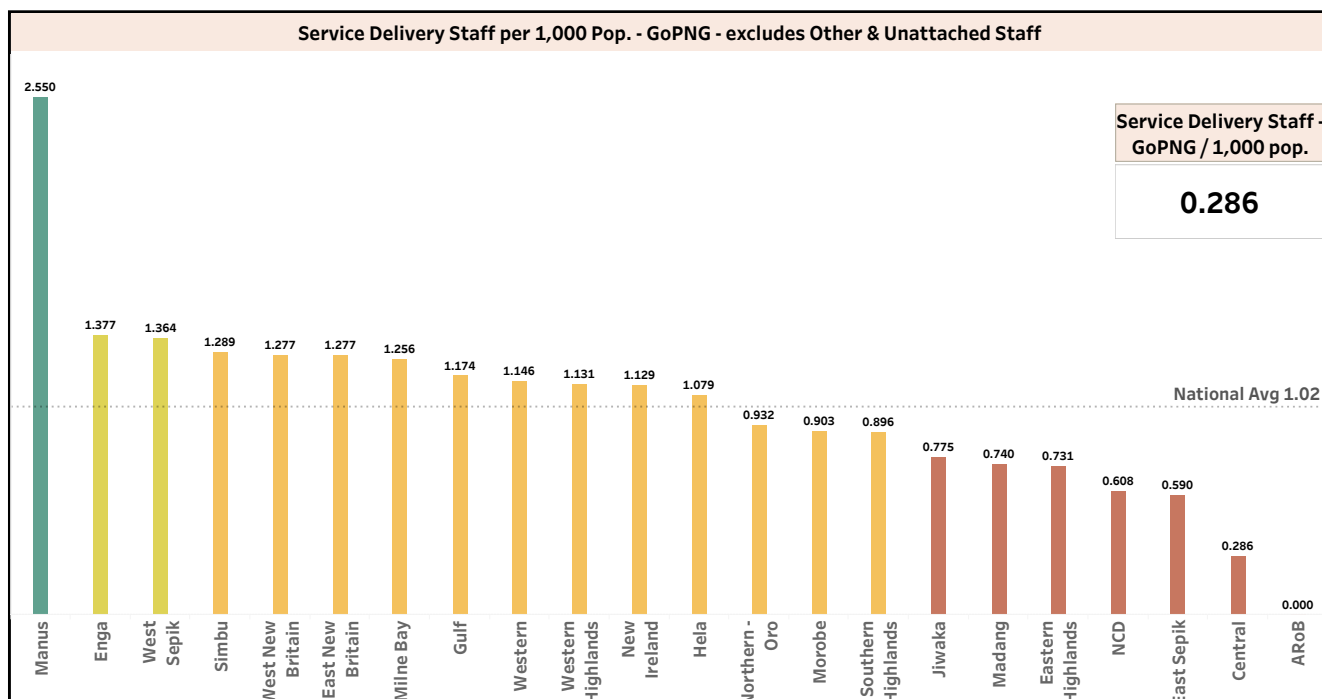
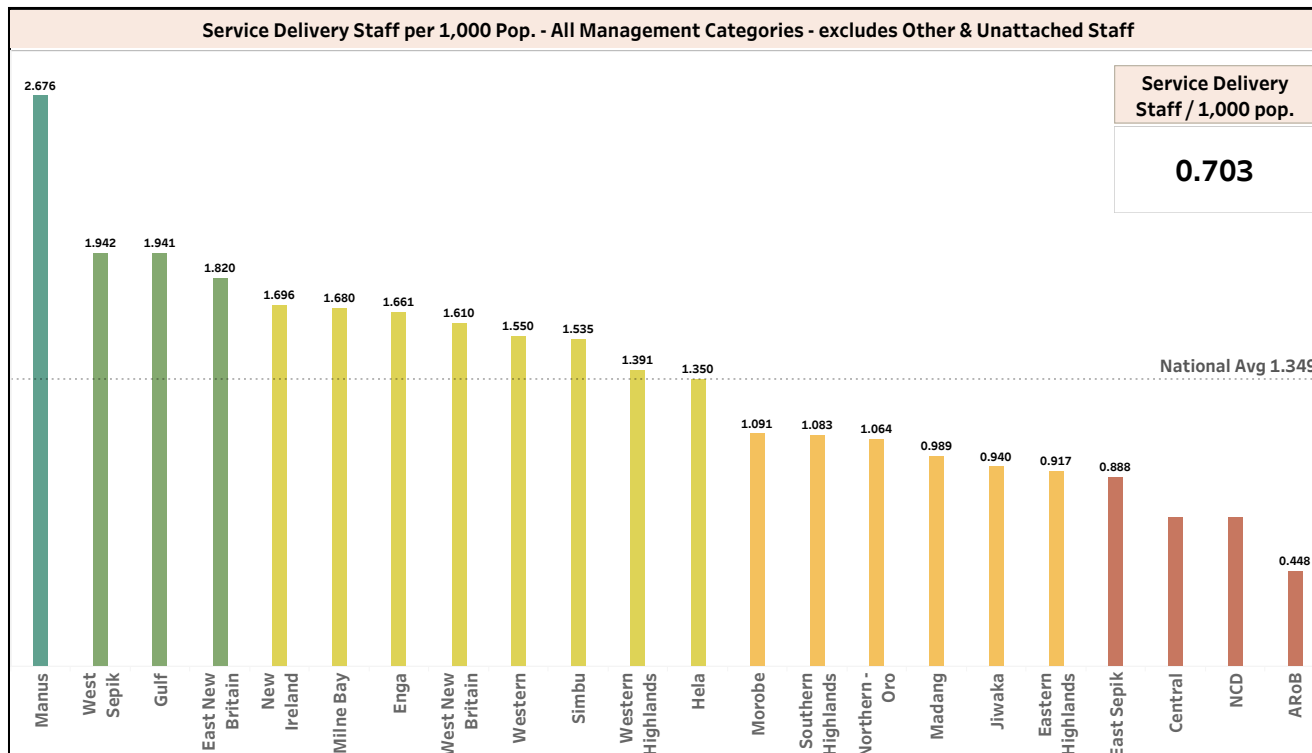
Monthly Reports Submitted - Health Centres (HC) and Urban Clinics (UC)

Districts.	Facility.	Management	Inpatients	Outpatients	Deaths	
Abau	Boru HC	CHS - United	12	12	12	
	Iruna HC	CHS - United	12	12	12	
	Kupiano HC	GoPNG	12	12	12	
	Moreguina HC	GoPNG	12	12	12	
Goilala	Tapini HC	Catholic Church Health Services	12	12	12	
	Woitape HC	GoPNG	9	9	9	
Kairuku - Hiri	Veifa'a HC	Catholic Church Health Services	12	12	12	
	Bereina HC	GoPNG	12	12	12	
	RMC UC	GoPNG	11	11	11	

Monthly Reports Submitted - Community Health Posts (CHP) and Health Sub Centres (SC)

Districts.	Facility.	Management	Inpatients	Outpatients	Deaths	
Abau	Bam CHP	GoPNG	12	12	12	
	Paramana SC	GoPNG	11	11	11	
	Upulima SC	GoPNG	12	12	12	
Goilala	Fane SC	Catholic Church Health Services	7	7	7	
	Ononge SC	Catholic Church Health Services	5	5	5	
	Tororo SC	GoPNG	12	12		
						
Kairuku - Hiri	Agevairu SC	GoPNG	12	12	12	
	Akufa SC	Catholic Church Health Services	12	12	12	
	Bakoiudu SC	Catholic Church Health Services	12	12	12	
	Doa SC	GoPNG	12	12	12	
	Efogi SC	GoPNG	8	8	8	
	Goldie SC	GoPNG	12	12	12	
	Inawaia SC	Catholic Church Health Services	12	12	12	
	Kanosia SC	GoPNG	12	12	12	
	Kubuna SC	GoPNG	12	12	12	
	Kuriva SC	GoPNG	12	12	12	
	Manari SC	GoPNG	8	8	8	
	Papa SC	CHS - Salvation Army	12	12	12	
	Pau SC	CHS - Seventh-Day Adventist	12	12	12	
	Porebada SC	GoPNG	12	12	12	
	Sogeri SC	GoPNG	12	12	12	
	Tubusereia SC	GoPNG	12	12	12	
	Waima SC	Catholic Church Health Services	10	10	10	
	Yule Island SC	Catholic Church Health Services	12	12	12	
Rigo	Boku SC	GoPNG	8	8	8	
	Boregaina SC	CHS - Salvation Army	12	12	12	
	Dorobisoro SC	GoPNG	12	12	12	
	Hula SC	CHS - United	12	12	12	
	Kak SC	GoPNG	12	12	12	
	Kokorogoro SC	CHS - Salvation Army	12	12	12	

Staffing Profile											Total Health Staff / 1,000 pop.
Management Category	Allied Health	CHW's	HEO's	Medical	Nursing	Other	Unattac..	Total Staff	M	F	
1 GoPNG	7	54	12	5	20	51	76	225	143	82	
2 Catholic Health Services	1	78	1	1	21	4	19	125	63	62	
3 Christian Health Services	0	29	1	0	11	28	0	69	37	32	
4 Other Non Govt Entities											
Grand Total	8	161	14	6	52	83	95	419	243	176	1.222



PHA - Board Membership			
Board Position	Member	Appointment Related Section	Expiry Date
Chair	Isikeli Ruben Taureka	Sec. J7 (2) (c) - Business Rep	14/06/2026
Members	Ambrose Kwaramb	Sec. J7 (2) (a) - NDoH Rep	14/06/2026
	Bs. Otto Separy	Sec. J7 (2) (d) - Religious Denomination	14/06/2026
	Dr. IlaTemu	Sec. J7 (2) (j) - Community Rep	14/06/2026
	Francis Koaba	Sec. J7 (5) Ex - Officio	14/06/2026
	Michael Uaiz	Sec. J7 (2) (b) - District Health Rep	14/06/2026
	Sam Koyama	Sec. J7 (2) (c) - Business Rep	14/06/2026
	Sisa Kini	Sec. J7 (2) (c) - Business Rep	14/06/2026
	Ulato Avei	Sec. J7 (2) (j) - Community Rep	14/06/2026
	Vani Nades	Sec. J7 (2) (e) - Women in Community	14/06/2026

Date of Most Recent

Accreditation Survey

External Financial
Audit

PHA - Senior Management Team				
S..	Senior Position	Officer	Contact Nums	Email
1	Chief Executive Officer	Amini, James Dr	72182299 - 76826548	Jamini9@gmail.com
2	Director - Curative Health Services	Garo, Maru Dr	72374579	garomaru2011@gmail.com
3	Director - Public Health	Lagani, William	78337937	lagani.william@gmail.com
4	Director - Corporate Services	Abraham, Apisai	78967230	aapisai1@gmail.com
5	Manager - Finance - Management	Varoga, Raka	77613940	raka.varoga@gmail.com
6	Manager - HR	Gini, Ruba	75834300	rubagini20@gmail.com
7	Coordinator - HIV & AIDS	Kapana, Gairo	71570865	geekapana@gmail.com

Catholic Church Health Services - Senior Management Team			
CCHS Role	Officer	Contact Nums	Email
Bishop	Otto Separy	70185774	separoto@gmail.com, secr.diocese.bereina@gmail.com
Health Manager	Sr. Gisela Sele	70185774	gseledobhealthservices@gmail.com
Accountant	Shane Koae	72779394	shoae561@gmail.com
M & E Officer	Michael Augustine	78195988	maugistine@dobhealthservices@gmail.com

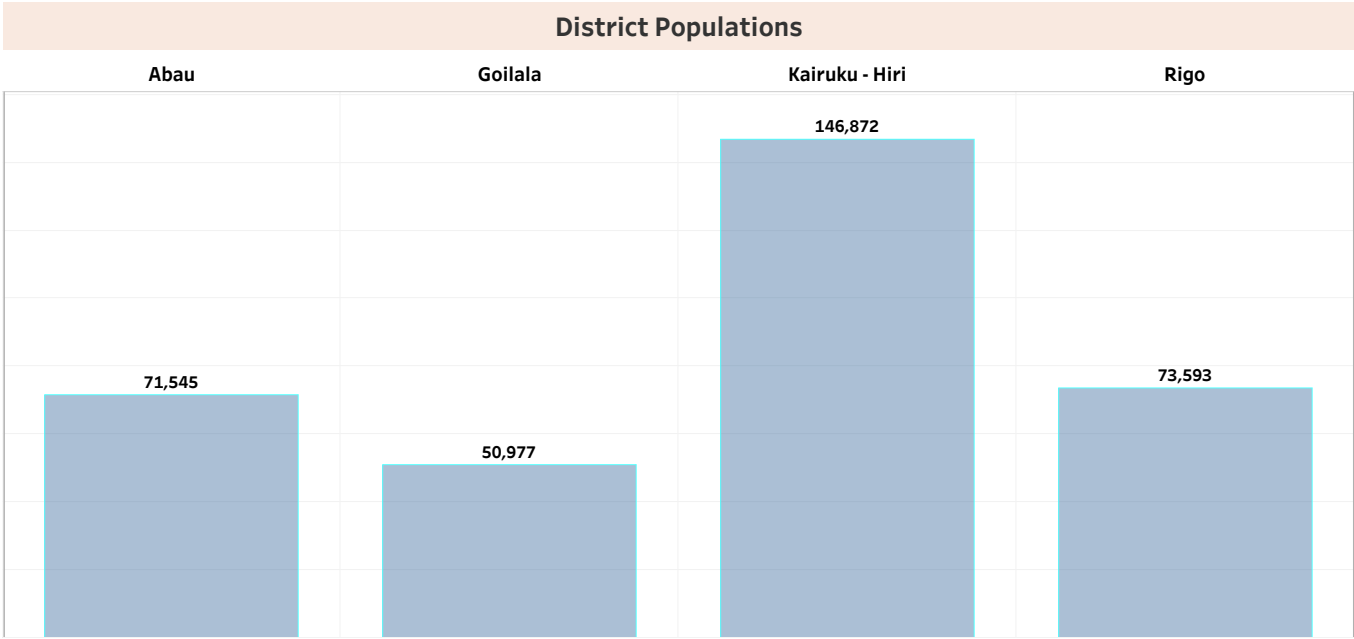
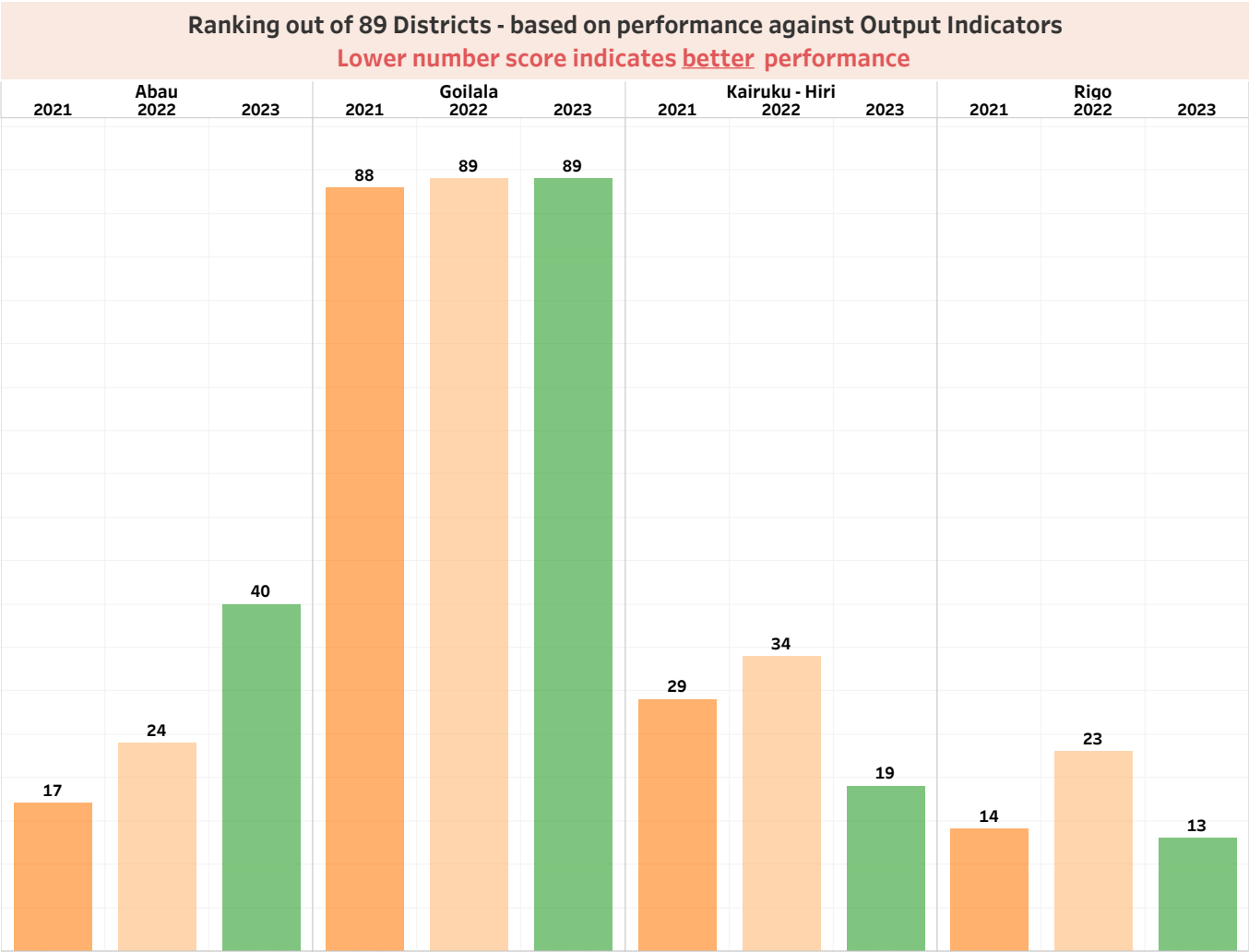
Health Facility Profile - Government and Non Government				
Type	L2 - CHP / HSC.	L3 - HC / UC.	L4 - Dist Hosp	L5 - Prov Hosp
Major Hospital				
District Hospital			1	
Urban Clinic		1		
Health Centre		8		
Community Health ..	1			
Health Sub Centre	30			
Grand Total	31	9	1	

Capital Investment & Asset Management Initiatives									
.	Facility/District	Project	Plan	Design	Contract	Progress	Funding	Budget - Total	Spend in 2023
1	Proposed Prov Hospital - Level 5	Land Title issues resolved at Bautama	Yes	-	-	-	GoPNG - PIP	0	-
2	Agevairu - HC	Greenfield Site - via ADB - Comm Sept 2022	Yes	Yes	Yes	20%	ADB Loan	25,000,000	1,953,975

Recurrent Budget Report - Kina - (Data Source - Treasury) - **data not available for Drugs and Medical Supplies & Utilities**

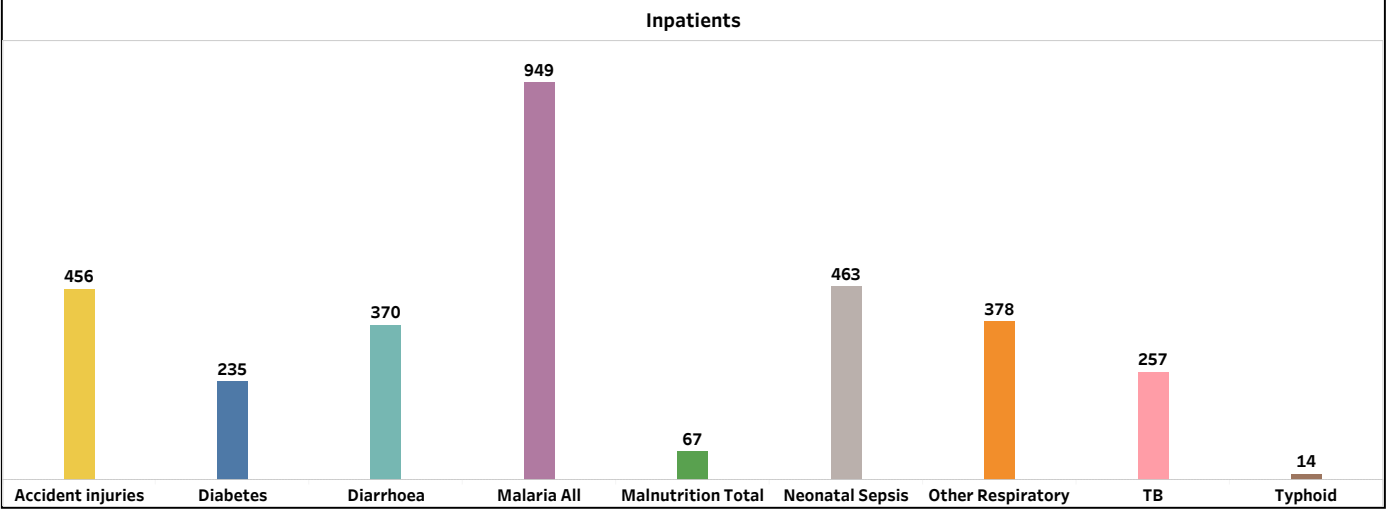
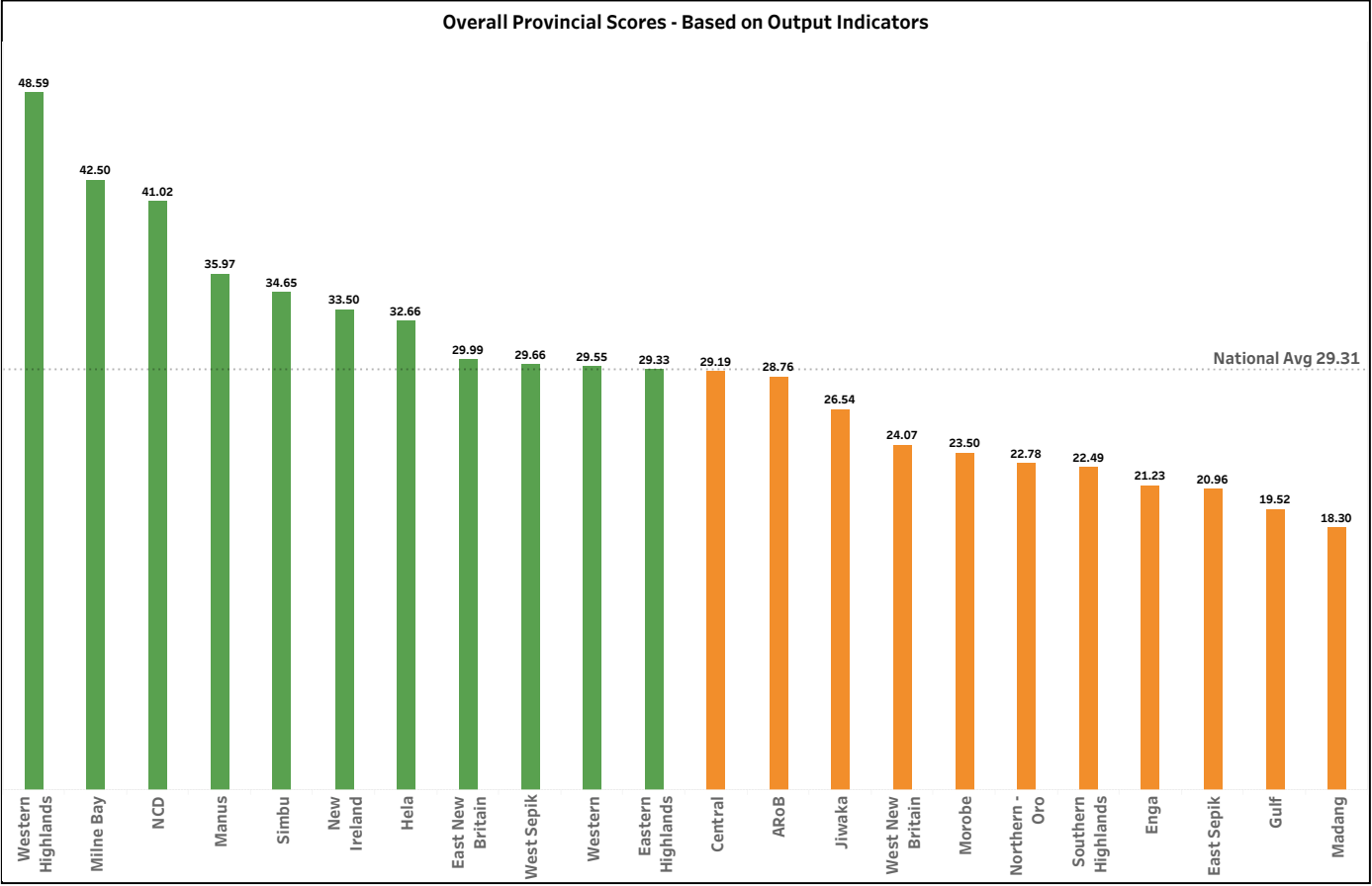
Management Category.	2023 - Budget	2023 - CFC	2023 - Expenditure	Expenditure per Capita	Discretionary Expenditure per Capita
GoPNG	27,163,165	27,163,163	21,695,243	79.20	30.44
Catholic Church Health Services	5,915,785	-	3,352,583		
Christian Health Services	5,161,439	-	3,110,462		
Total	38,240,389	27,163,163	28,446,526		

Overview Pane - GoPNG Budget Only					
Num	Activity Code	Description.	2023 - Budget.	2023 - CFC.	2023 - Expenditure.
1	21	T - Personnel Emoluments	18,126,889	18,126,889	12,658,969
2	211000	Salaries Allowances	16,605,889	16,605,889	11,307,969
3	212000	Wages	1,176,000	1,176,000	1,176,000
4	213000	Overtime	170,000	170,000	-
5	214000	Leave Fares	130,000	130,000	130,000
6	215000	Retirement Benefits, Pensions, Gratuities	45,000	45,000	45,000
7	217000	Contract Officers Education Benefits	-	-	-
8	22	T - Goods and Services	1,042,408	1,042,408	1,042,408
9	221000	Domestic Travel - Subsistence	74,074	74,074	74,074
10	222000	Travel - Subsistence	-	-	-
11	223000	Office Materials - Supplies	-	-	-
12	224000	Operational Materials - Supplies	300,741	300,741	300,741
13	225000	Transport - Fuel	25,000	25,000	25,000
14	226000	Administrative Consultancy Fees	-	-	-
15	227000	Other Operational Expenses	642,593	642,593	642,593
16	228000	Training	-	-	-
17	229000	Other Category for Donor Funded Projects	-	-	-
18	23	T - Utilities, Rentals and Property Costs	192,593	192,593	192,593
19	231000	Utilities	-	-	-
20	232000	Rentals - Property	192,593	192,593	192,593
21	233000	Routine Maintenance	-	-	-
22	25	T - Grants Subsidies and Transfers	7,801,275	7,801,273	7,801,273
23	251000	Membership Fees, Subscriptions & Contribution	-	-	-
24	252000	Grants - Transfers - Public Authorities	7,801,275	7,801,273	7,801,273
25	26	T - Acquisition of Existing Assets	0	0	0
26	261000	Acquisition of Lands, Buildings & Structures	-	-	-
27	27	T - Capital Formation	0	0	0
28	271000	Office Equipment, Furniture - Fittings	-	-	-
29	272000	Information & Communication Technology	-	-	-
30	273000	Motor Vehicles	-	-	-
31	274000	Feasibility Studies & Project Preparation	-	-	-
32	275000	Plant, Equipment - Machinery	-	-	-
33	276000	Construction, Renovation - Improvements	-	-	-
34	-	Grand Total	27,163,165	27,163,163	21,695,243

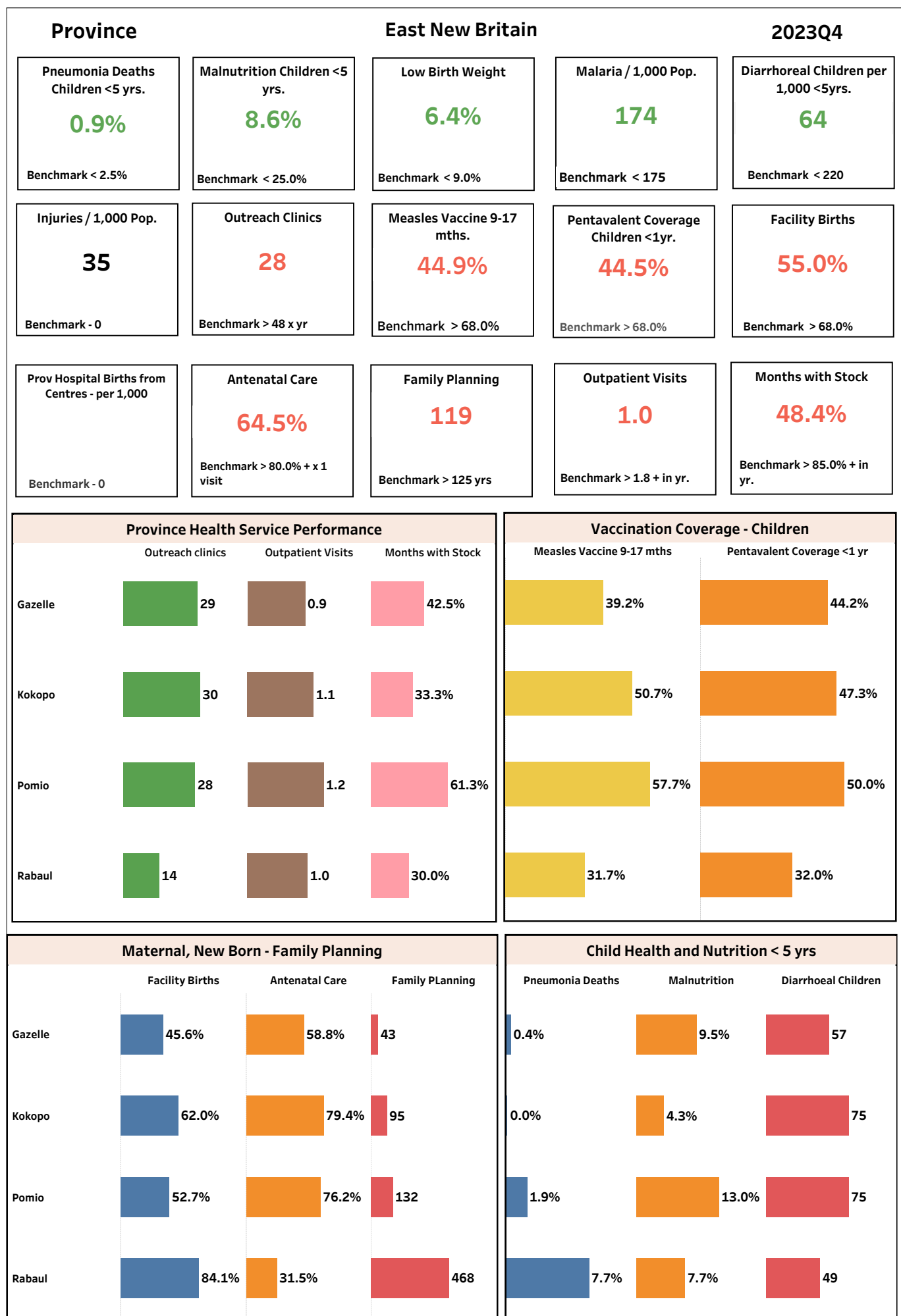


East New Britain PHA

Province	East New Britain				2023Q4
Population Growth	Population	Ranking Change - 2020 to 2023			
3.60%	404,881	3	2	7	8
					East New Britain Score
					29.99





Outpatient Attendances				
Provincial Hospital	District Hospital	Urban Clinic	Health Centre	Health Sub Centre
20,808	34,772	15,585	115,481	212,582





Performance Indicators and Ranking are 'Impacted' by timeliness and completeness of eNHIS Reporting




















Monthly Reports Submitted - Hospitals (HO-R - Regional) (HO-P - Provincial) (HO-D - District)

Districts.	Facility.	Management	Inpatients	Outpatients	Deaths	
Kokopo	Vunapope HO-D	Catholic Church Health Services	12	12	12	
Rabaul	Nonga HO-P	GoPNG	8	8	8	

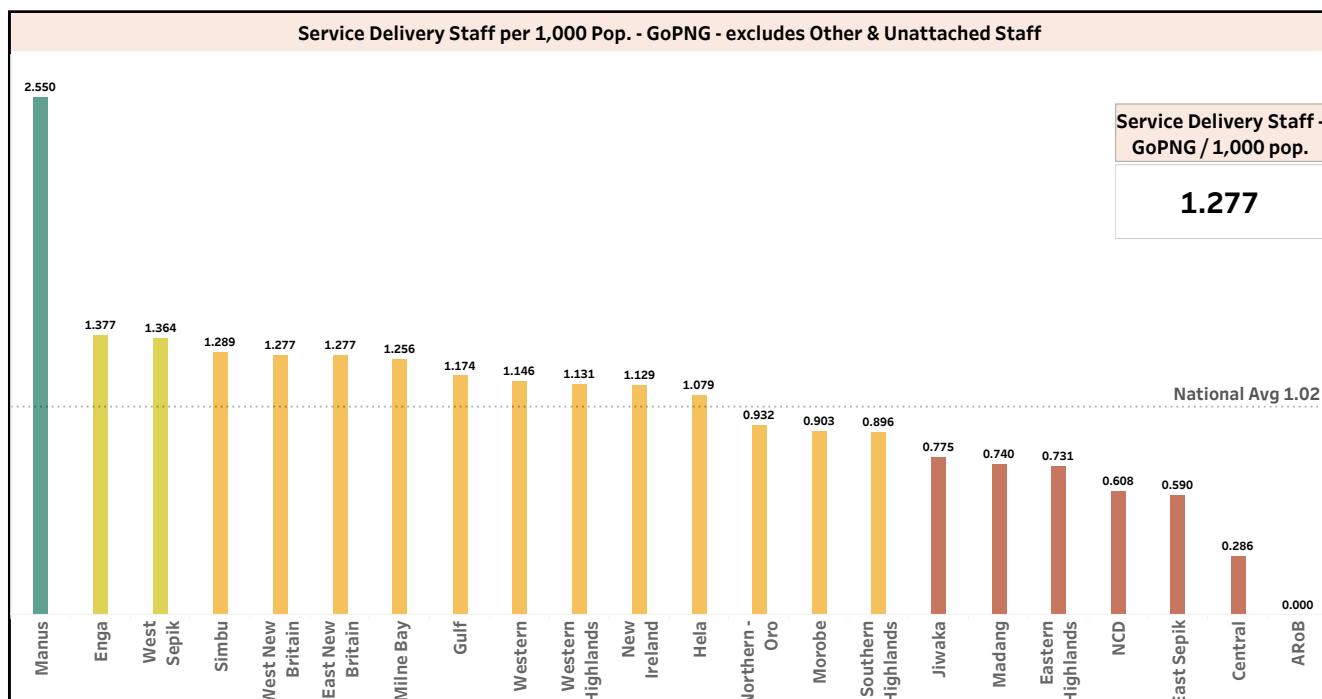
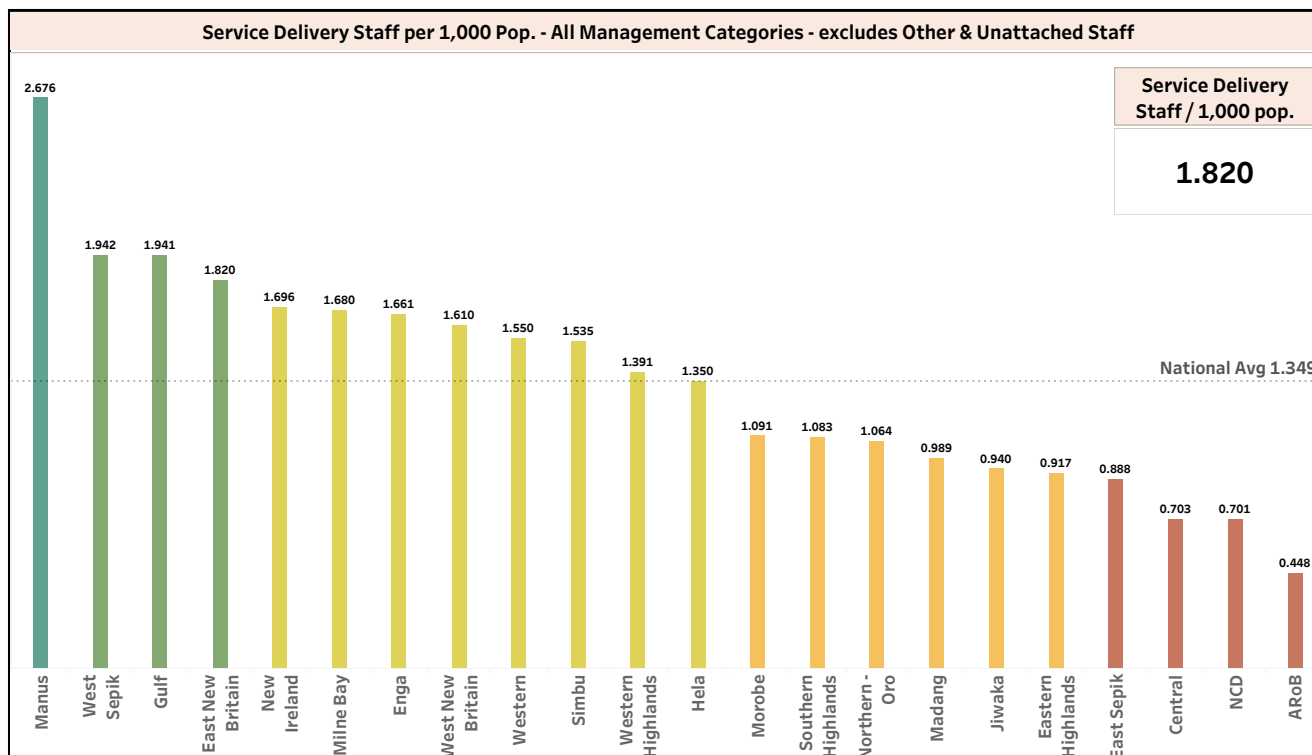
Monthly Reports Submitted - Health Centres (HC) and Urban Clinics (UC)

Districts.	Facility.	Management	Inpatients	Outpatients	Deaths	
Gazelle	Kerevat HC	GoPNG	12	12	12	
	Lassul Bay HC	GoPNG	12	12	12	
	Tapipipi HC	GoPNG	12	12	12	
	Vunapaka HC	GoPNG	12	12	12	
Kokopo	Molot HC	GoPNG	12	12	12	
Pomio	Mungou HC	GoPNG	12	12	12	
	Palmaal HC	GoPNG	12	12	12	
	Pomio HC	GoPNG	12	12	12	
	Viosopuna HC	GoPNG	12	12	12	
	Warangoi HC	GoPNG	12	12	12	
Rabaul	Rabaul UC	GoPNG	12	12	12	

Monthly Reports Submitted - Community Health Posts (CHP) and Health Sub Centres (SC)

Districts.	Facility.	Management	Inpatients	Outpatients	Deaths	
Gazelle	Gaulim SC	CHS - United	12	12	12	
	Livuan SC	GoPNG	12	12	12	
	Napapar SC	Catholic Church Health Services	12	12	12	
	Open Bay SC	GoPNG	12	12	12	
	Paparatava SC	Catholic Church Health Services	12	12	12	
	Raunsepna SC	Catholic Church Health Services	12	12	12	
Kokopo	Butuwin SC	GoPNG	12	12	12	
	Gelagela SC	GoPNG	12	12	12	
	Tapo SC	GoPNG	12	12	12	
	Vatanabara SC	CHS - United	12	12	12	
Pomio	Aona SC	Catholic Church Health Services	12	12	12	
	Guma SC	Catholic Church Health Services	12	12	12	
	Hoiya SC	CHS - Seventh-Day Adventist	12	12	12	
	Marunga SC	Catholic Church Health Services	12	12	12	
	Matong SC	GoPNG	12	12	12	
	Muela SC	Catholic Church Health Services	12	12	12	
	Nutuve SC	Catholic Church Health Services	12	12	12	
	Sivauna SC	GoPNG	12	12	12	
	Uvol SC	Catholic Church Health Services	12	12	12	

Staffing Profile											Total Health Staff / 1,000 pop.
Management Category	Allied Health	CHW's	HEO's	Medical	Nursing	Other	Unattac..	Total Staff	M	F	
1 GoPNG	62	194	26	23	212	168	54	739	312	427	
2 Catholic Health Services	17	94	2	4	91	25	54	287	70	217	
3 Christian Health Services	0	9	0	0	3	7	0	19	7	12	
4 Other Non Govt Entities											
Grand Total	79	297	28	27	306	200	108	1,045	389	656	2.581



PHA - Board Membership			
Board Position	Member	Appointment Related Section	Expiry Date
Chair	Nicholas Lyons	Sec. 17 (2) (f) - Community Rep	24/01/2026
Members	Lina Wam	Sec. 17 (2) (a) - NDoH Rep	24/01/2026
	Dr. Jason Arellano	Sec. 17 (2) (c) - Business Rep	24/01/2026
	Kapai Cholai	Sec. 17 (2) (c) - Business Rep	24/01/2026
	Lomut Polum	Sec. 17 (2) (c) - Business Rep	24/01/2026
	Maria Posanek	Sec. 17 (2) (d) - Religious Denomination	24/01/2026
	Margrette Pore Tiamon	Sec. 17 (2) (e) - Women in Community	24/01/2026
	Benson Midi	Sec. 17 (2) (f) - Community Rep	24/01/2026
External Financial Audit	Levi Mano	Sec. 17 (5) Ex - Officio	24/01/2026

PHA - Senior Management Team				
S..	Senior Position	Officer	Contact Nums	Email
1	Chief Executive Officer	Yap, Ako Dr	9828891 - 70601170	bokuyap@gmail.com
2	Director - Curative Health Services	Kiromat, Patrick Dr	71294019	peekiromat@gmail
3	Director - Public Health	Vakore, Norman Dr	71354444	nvakore.enbpha@gmail.com
4	Director - Corporate Services	Seseve, Henry Makeu	73938229	hmseseve99@gmail.com
5	Manager - Medical Services	Pomat, Kauve Pohonu Dr	7050531	kauvep64@gmail.com
6	Director - Nursing	Ekonia, Kulap	71867917	kulapekonia352@gmail.com
7	Manager - Kerevat Rural Hospital	Ikiso, Trevor Tau Dr	-	-
8	Manager - Warangoi Health Centre	Misivet, Micah Dr	-	mike.faffiiz@gmail.com
9	Manager - Public Health	Kinakava, Paschalis	72881799	pcarloskinakava@gmail.com
10	Manager - District Health	Piyap, Conrad William	-	-
11	Manager - District Health	Dio, Anastasia	-	-
12	Manager - District Health	Kelly, Imelda	72069881	imelda.kally83@gmail.com
13	Deputy Director - Nursing - Clinical	Wowo, Felicitas	73018766	felicitaswowo16@gmail.com
14	Manager - HR	Urauma, Philip J	73280414	pjurax@gmail.com
15	Coordinator - GESI	Wambo, Geraldine Tapil	-	-

Catholic Church Health Services - Senior Management Team			
CCHS Role	Officer	Contact Nums	Email
Archbishop	Rochus Tatamai, MSC	72363695	bprochustatamai@gmail.com
Health Manager	Maria Posanek	74545455	cchs@catholichealthenb.org.pg/ posanekmaria@gmail.com
Accountant	Roselyn Ubiale	71823972	roselyne.ubiale@catholichealthenb.org.pg
M & E Officer	Chynau Aivia	70604962	chynau.aivia@catholichealthenb.org.pg

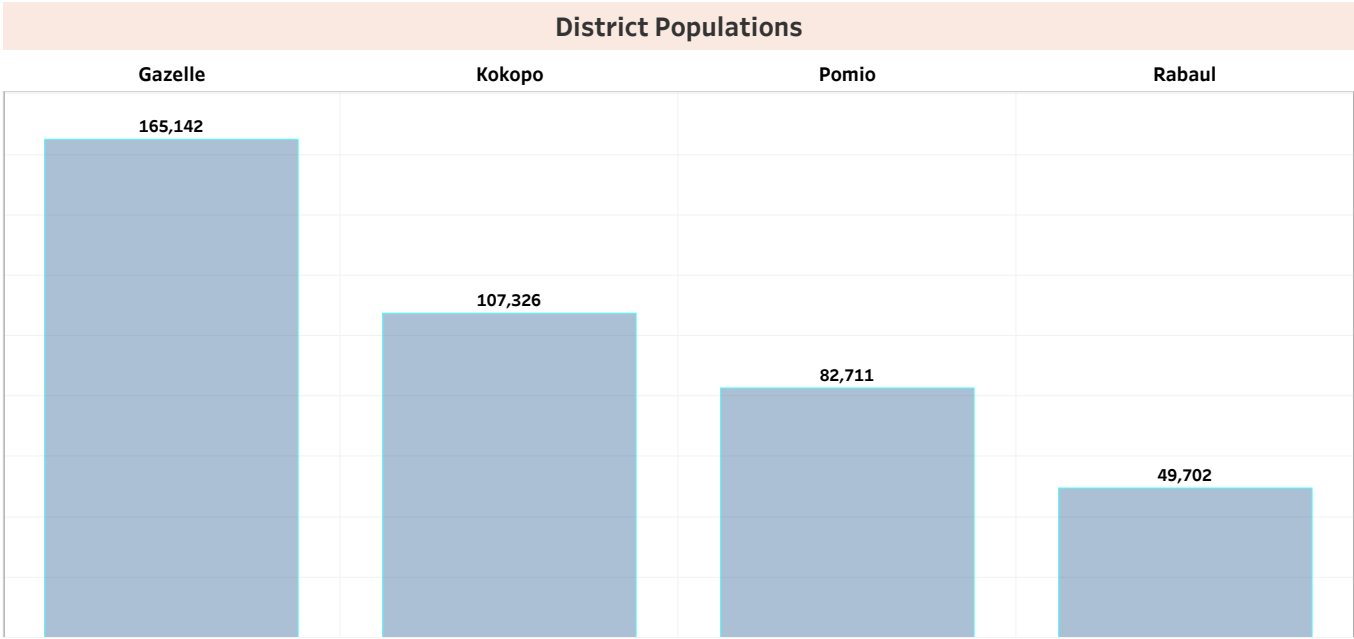
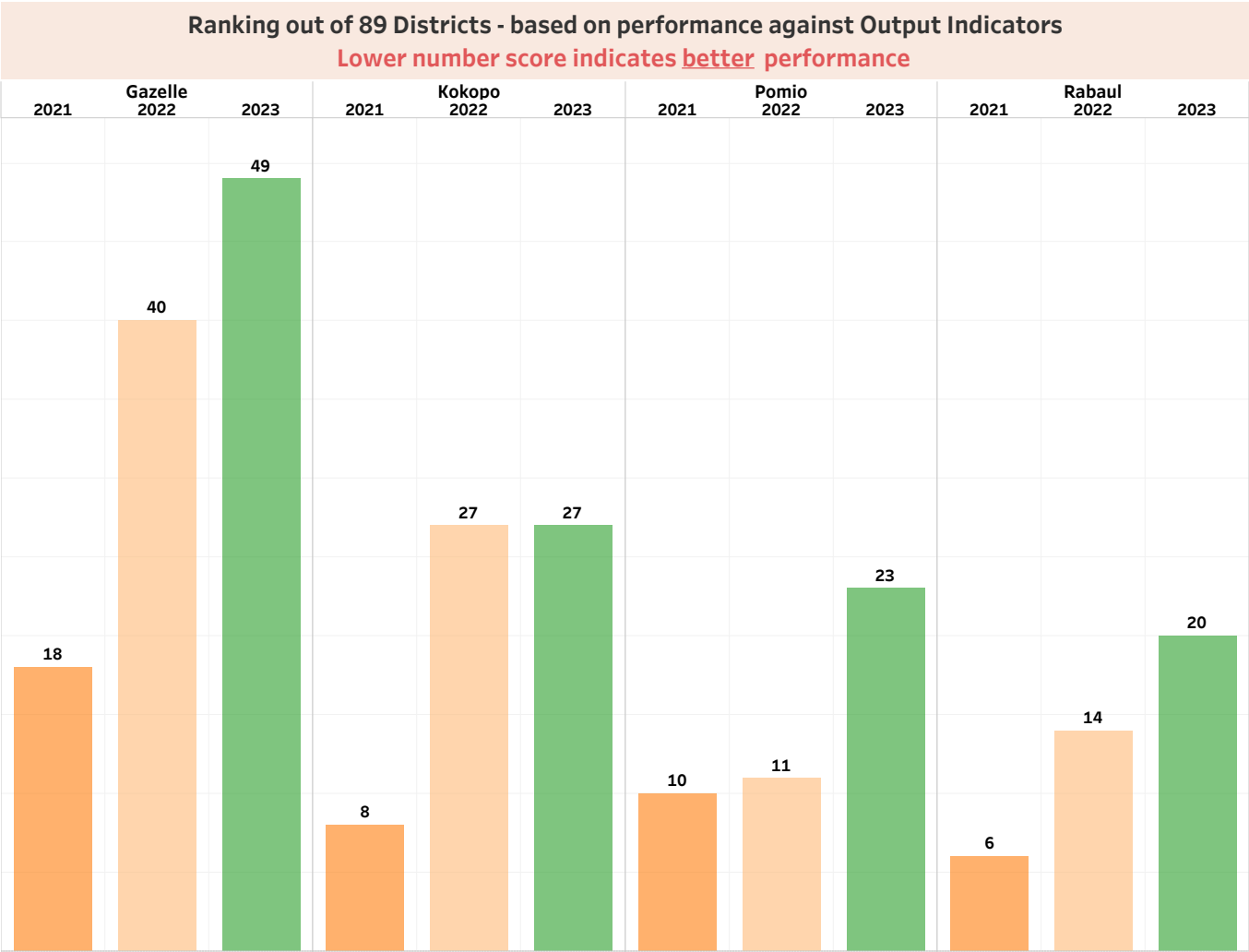
Health Facility Profile - Government and Non Government				
Type	L2 - CHP / HSC.	L3 - HC / UC.	L4 - Dist Hosp	L5 - Prov Hosp
Major Hospital				1
District Hospital			1	
Urban Clinic		1		
Health Centre		10		
Community Health ..	19			
Grand Total	19	11	1	1

Capital Investment & Asset Management Initiatives									
.	Facility/District	Project	Plan	Design	Contract	Progress	Funding	Budget - Total	Spend in 2023
1	23929 East New Britain	Hosp Devel Prog - Nonga HO-P - Greenfield Site	Yes	Yes	Yes	-	GoPNG - PIP	4,000,000	4,000,000
2	Pomio HO-D	Greenfield Site - via ADB - Stages 1 to 4 under construction	Yes	Yes	Yes	100%	ADB Loan	26,250,000	4,824,299
3	Gaulim - CHP	Replaced - HSC via ADB -	Yes	Yes	Yes	100%	DFAT Grant	4,500,000	-
4	Gazelle District	Rabagi Aid Post - Upgrade	Yes	Yes	No	0%	GoPNG - PIP	0	-
5	" "	Rapitok Aid Post - Upgrade	Yes	Yes	No	0%	GoPNG - PIP	0	-
6	" "	Malasaet Aid Post - Upgrade	Yes	Yes	Yes	100%	GoPNG - PIP	0	-
7	Kokopo District	Vatnabar CHP - Upgrade	Yes	Yes	No	0%	GoPNG - PIP	0	-
8	Pomio District	Sunbam Aid Post - Upgrade	Yes	Yes	No	0%	GoPNG - PIP	0	-
9	Rabaul District	Valaur Aid Post - Upgrade	Yes	Yes	No	0%	GoPNG - PIP	0	-

Recurrent Budget Report - Kina - (Data Source - Treasury) - **data not available for Drugs and Medical Supplies & Utilities**

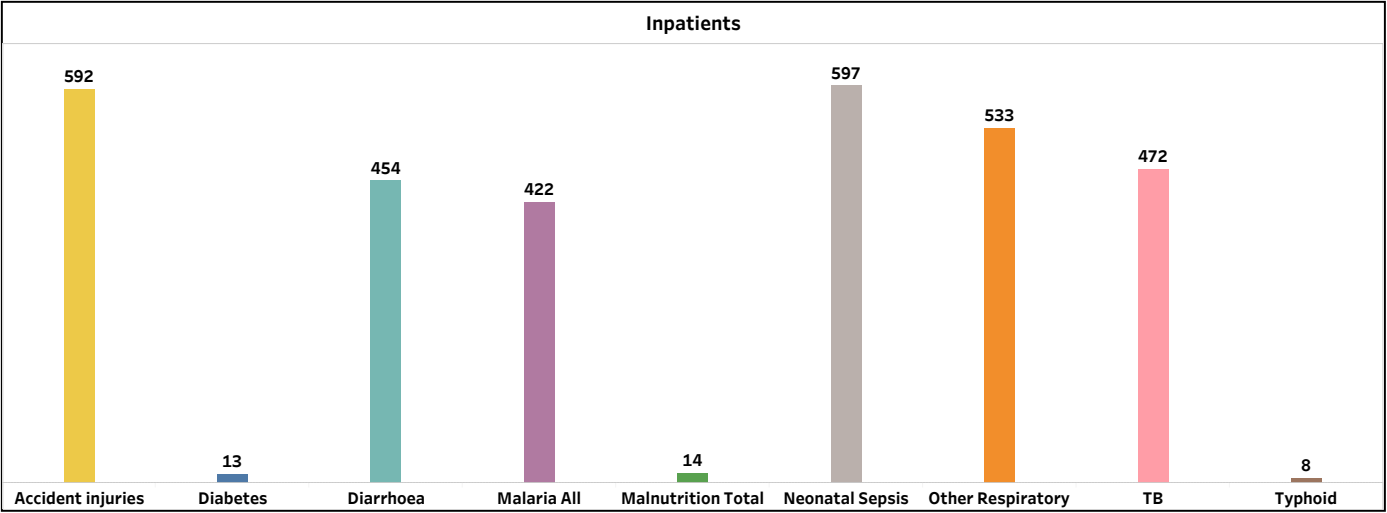
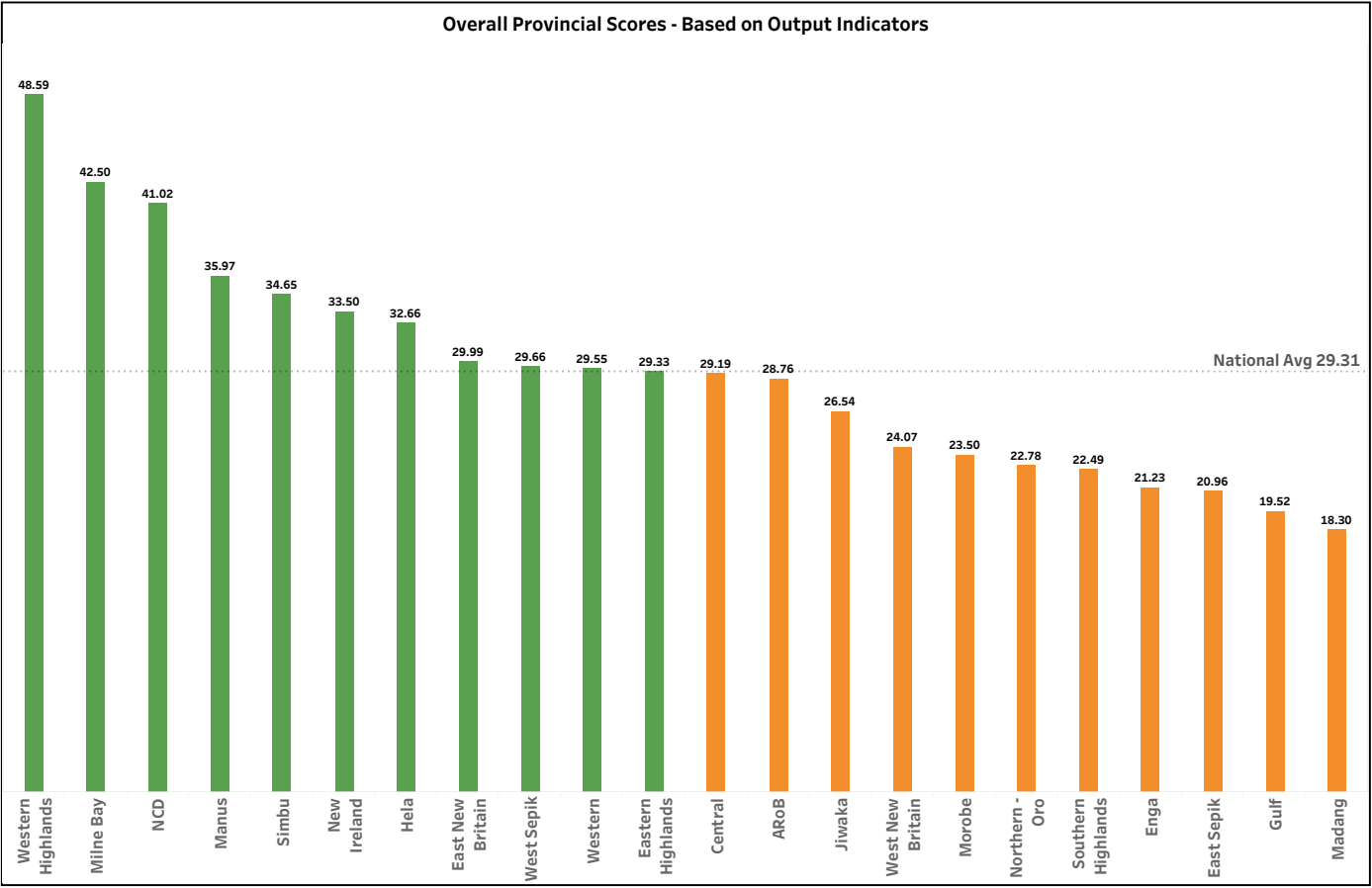
Management Category.	2023 - Budget	2023 - CFC	2023 - Expenditure	Expenditure per Capita	Discretionary Expenditure per Capita
GoPNG	44,070,483	44,070,482	54,067,140	98.33	32.87
Catholic Church Health Services	14,336,061	-	10,433,198		
Christian Health Services	1,782,308	-	978,179		
Total	60,188,852	44,070,482	68,592,528		

Overview Pane - GoPNG Budget Only					
Num	Activity Code	Description.	2023 - Budget.	2023 - CFC.	2023 - Expenditure.
1	21	T - Personnel Emoluments	34,039,220	34,039,219	44,035,877
2	211000	Salaries Allowances	31,107,220	31,107,220	37,584,914
3	212000	Wages	902,000	902,000	4,177,417
4	213000	Overtime	-	-	464,547
5	214000	Leave Fares	1,809,000	1,808,999	1,808,999
6	215000	Retirement Benefits, Pensions, Gratuities	221,000	221,000	-
7	217000	Contract Officers Education Benefits	-	-	-
8	22	T - Goods and Services	2,968,674	2,968,674	2,968,674
9	221000	Domestic Travel - Subsistence	11,221	11,221	11,221
10	222000	Travel - Subsistence	15,400	15,400	15,400
11	223000	Office Materials - Supplies	29,233	29,233	29,233
12	224000	Operational Materials - Supplies	1,193,574	1,193,574	1,193,574
13	225000	Transport - Fuel	51,974	51,974	51,974
14	226000	Administrative Consultancy Fees	-	-	-
15	227000	Other Operational Expenses	1,649,707	1,649,707	1,649,707
16	228000	Training	17,565	17,565	17,565
17	229000	Other Category for Donor Funded Projects	-	-	-
18	23	T - Utilities, Rentals and Property Costs	604,099	604,099	604,099
19	231000	Utilities	-	-	-
20	232000	Rentals - Property	559,921	559,921	559,921
21	233000	Routine Maintenance	44,178	44,178	44,178
22	25	T - Grants Subsidies and Transfers	2,900,790	2,900,790	2,900,790
23	251000	Membership Fees, Subscriptions & Contribution	-	-	-
24	252000	Grants - Transfers - Public Authorities	2,900,790	2,900,790	2,900,790
25	26	T - Acquisition of Existing Assets	0	0	0
26	261000	Acquisition of Lands, Buildings & Structures	-	-	-
27	27	T - Capital Formation	3,557,700	3,557,700	3,557,700
28	271000	Office Equipment, Furniture - Fittings	16,506	16,506	16,506
29	272000	Information & Communication Technology	-	-	-
30	273000	Motor Vehicles	-	-	-
31	274000	Feasibility Studies & Project Preparation	-	-	-
32	275000	Plant, Equipment - Machinery	41,194	41,194	41,194
33	276000	Construction, Renovation - Improvements	3,500,000	3,500,000	3,500,000
34	-	Grand Total	44,070,483	44,070,482	54,067,140

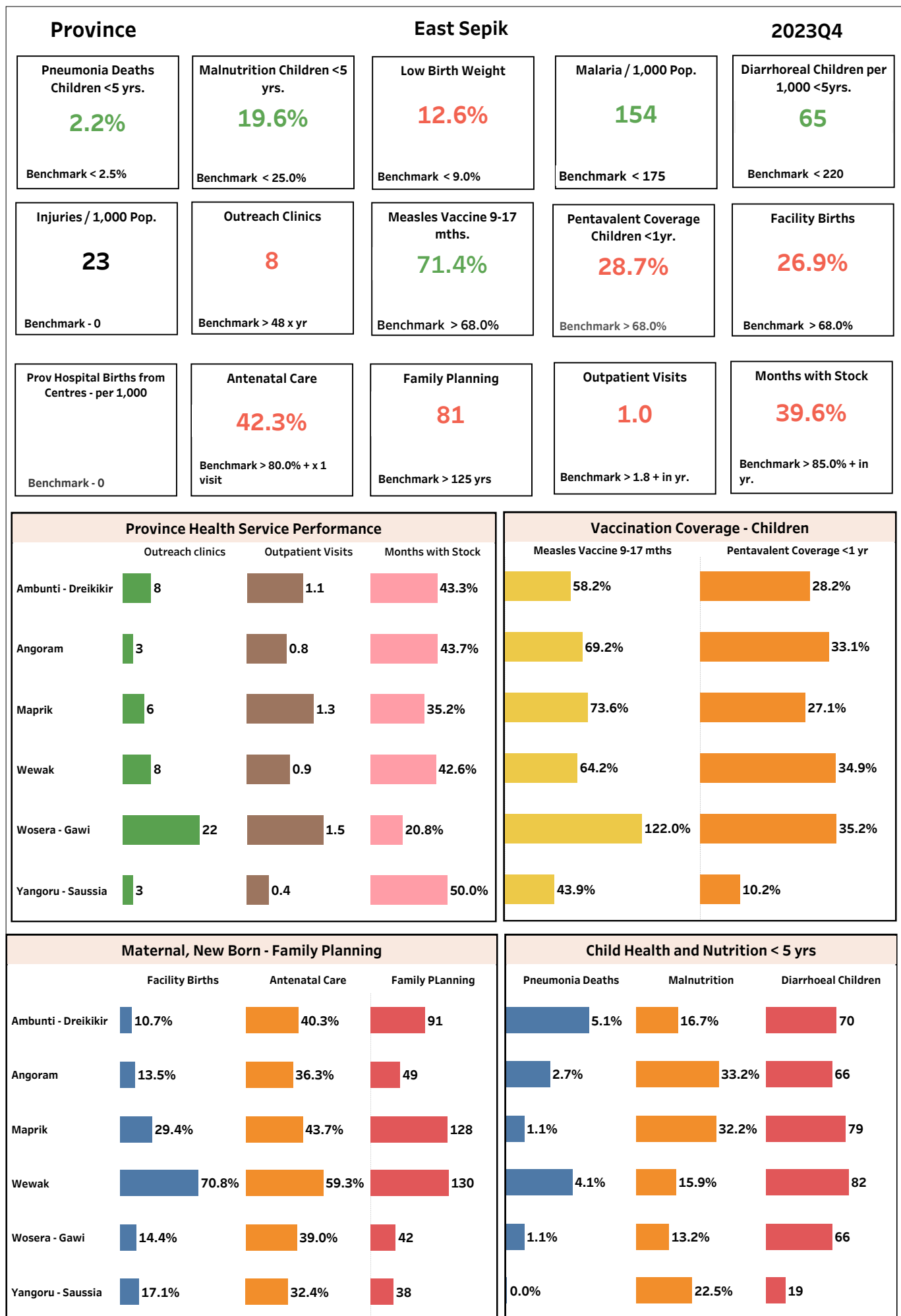


East Sepik PHA

Province	East Sepik				2023Q4
Population Growth	Population	Ranking Change - 2020 to 2023			
2.50%	703,569	17	16	19	20
					East Sepik Score
					20.96





Outpatient Attendances					
Provincial Hospital	District Hospital	Urban Clinic	Health Centre	Community Health Post	Health Sub Centre
23,213	21,559	66,781	212,939	31,753	335,741



















Performance Indicators and Ranking are 'Impacted' by timeliness and completeness of eNHIS Reporting



























Monthly Reports Submitted - Hospitals (HO-R - Regional) (HO-P - Provincial) (HO-D - District)

Districts.	Facility.	Management	Inpatients	Outpatients	Deaths	
Maprik	Maprik HO-D	GoPNG	12	12	12	
Wewak	Boram - Wewak HO-P	GoPNG	12	12	12	

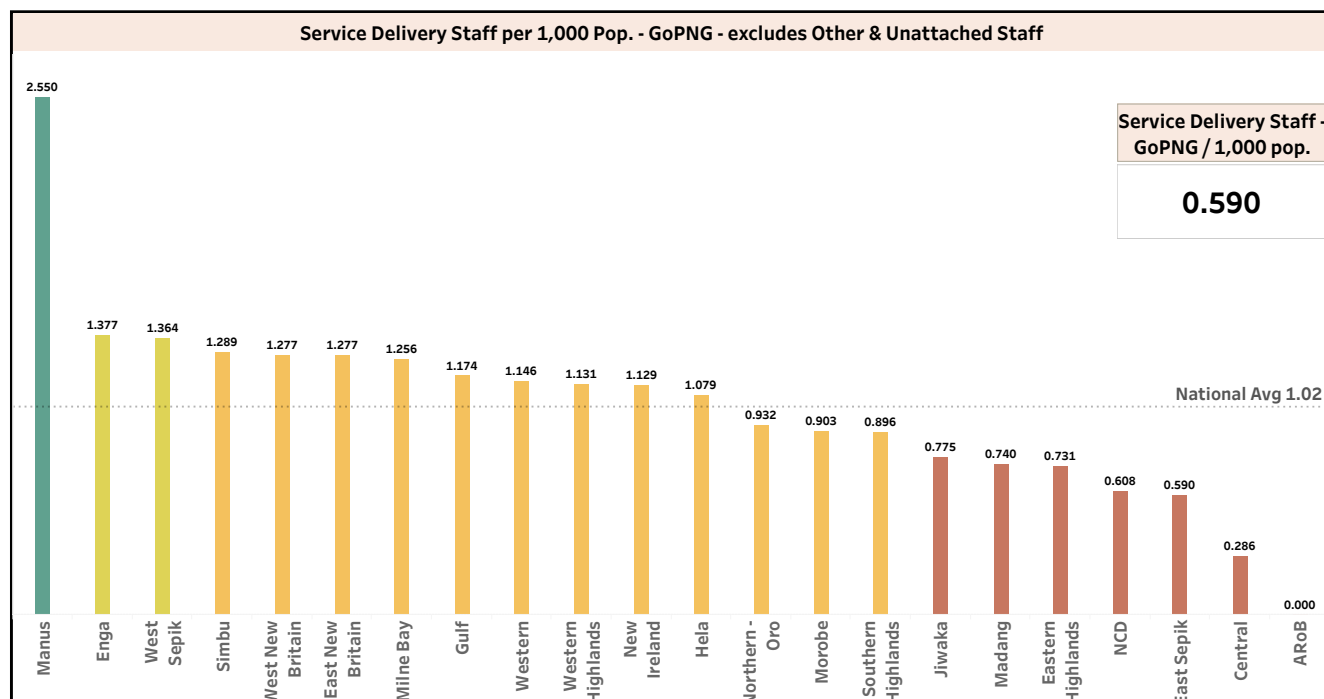
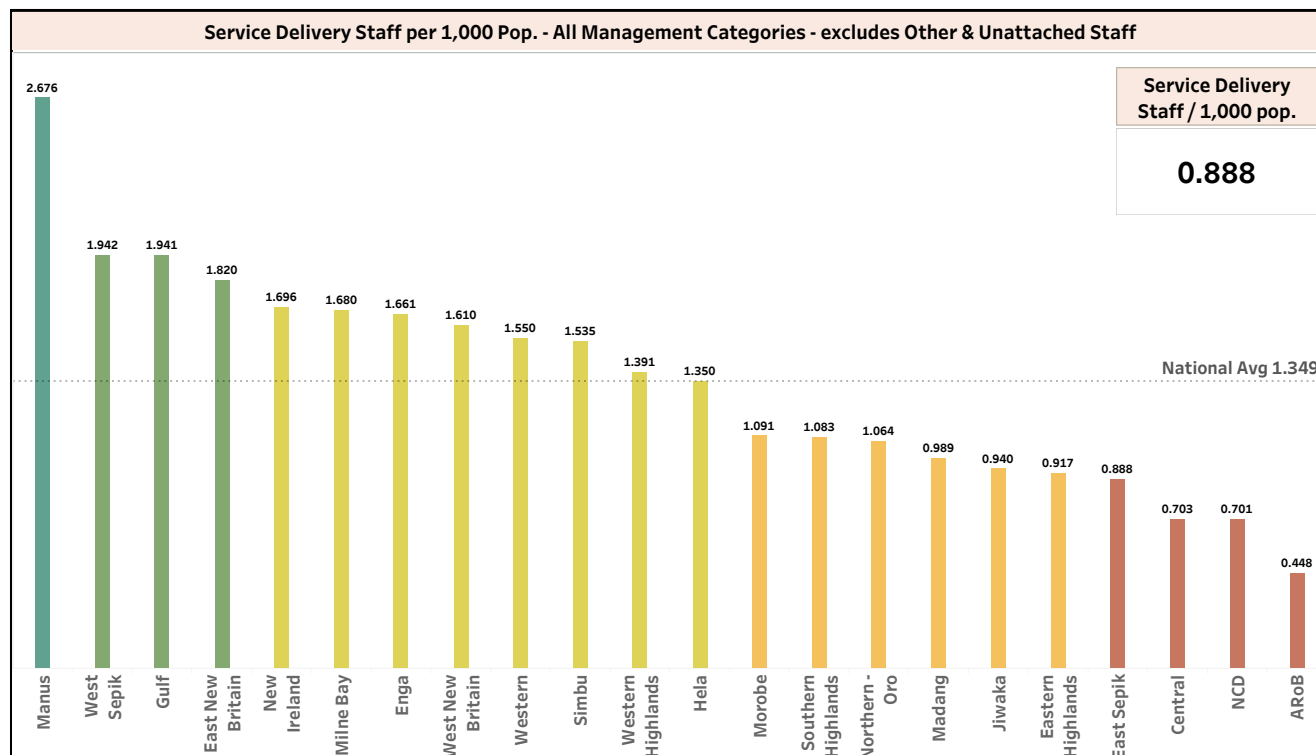
Monthly Reports Submitted - Health Centres (HC) and Urban Clinics (UC)

Districts.	Facility.	Management	Inpatients	Outpatients	Deaths	
Ambunti - Dreikikir	SDA MCH UC	CHS - Seventh-Day Adventi..	12	12	12	
	Ambunti HC	GoPNG	12	12	12	
	Dreikikir HC	GoPNG	12	12	12	
Angoram	Timbunke HC	Catholic Church Health Ser..	12	12	12	
	Angoram HC	GoPNG	12	12	12	
	Bunam HC	GoPNG	12	12	12	
Maprik	Kombikum HC	GoPNG	12	12	12	
Wewak	Dagua HC	Catholic Church Health Ser..	12	12	12	
	Wirui UC	Catholic Church Health Ser..	12	12	12	
	Kreer Heights UC	GoPNG	12	12	12	
	Moem UC	GoPNG	12	12	12	
	Wewak MCH UC	GoPNG	12	12	12	
	Wewak Town UC	GoPNG	12	12	12	
Wosera - Gawi	Gawi HC	GoPNG	12	12	12	
	Wombisa HC	GoPNG	12	12	12	
Yangoru - Saussia	Yangoru HC	GoPNG	12	12	12	

Monthly Reports Submitted - Community Health Posts (CHP) and Health Sub Centres (SC)

Districts.	Facility.			Outpatients	Deaths	
Ambunti - Dreikikir	April River SC	CHS - South Sea Evangelical Chur..	12	12	12	
	Bana SC	CHS - Nazarene Health Ministries	12	12	12	
	Hauna SC	CHS - Sepik Christian Mission	12	12	12	
	Maposi SC	CHS - Evangelical Church of Man..	12	12	12	
	May River SC	CHS - Seventh-Day Adventist	12	12	12	
	Mersey SC	Catholic Church Health Services	12	12	12	
	Yagrubok SC	CHS - South Sea Evangelical Chur..	12	12	12	
Angoram	Amboin SC	GoPNG	11	11	11	
	Biwat SC	Catholic Church Health Services	12	12	12	
	Jangit SC	GoPNG	12	12	12	
	Kambot SC	Catholic Church Health Services	12	12	12	
	Kambuku SC	CHS - Lutheran	12	12	12	
	Kaningara SC	Catholic Church Health Services	12	12	12	
	Marienburg SC	Catholic Church Health Services	12	12	12	
Maprik	Albinama SC	CHS - South Sea Evangelical Chur..	12	12	12	
	Brigiti CHP	GoPNG	12	12	12	
	Brugam SC	CHS - South Sea Evangelical Chur..	12	12	12	
	Ilahita SC	CHS - South Sea Evangelical Chur..	12	12	12	
	Naramko CHP	GoPNG	12	12	12	
	Roma SC	GoPNG	12	12	12	
	Ulupu SC	Catholic Church Health Services	12	12	12	
Wewak	Balam CHP	GoPNG	12	12	12	
	Kairiru SC	Catholic Church Health Services	12	12	12	
	Koil SC	CHS - South Sea Evangelical Chur..	12	12	12	
	Taul CHP	GoPNG	12	12	12	
	Tumarau SC	GoPNG	12	12	12	
Wosera - Gawi	Kaugia SC	Catholic Church Health Services	12	12	12	
	Kunjingini SC	Catholic Church Health Services	12	12	12	
	Nungwaia SC	CHS - South Sea Evangelical Chur..	12	12	12	
	Torembe SC	Catholic Church Health Services	12	12	12	
Yangoru - Saussia	Kubalia SC	GoPNG	12	12	12	
	Naksimigel SC	CHS - Seventh-Day Adventist	12	12	12	
	Sassoya SC	Catholic Church Health Services	12	12	12	

Staffing Profile											Total Health Staff / 1,000 pop.
Management Category	Allied Health	CHW's	HEO's	Medical	Nursing	Other	Unattac..	Total Staff	M	F	
1 GoPNG	45	160	27	33	150	124	223	762	383	379	
2 Catholic Health Services	0	71	0	0	54	6	22	153	68	85	
3 Christian Health Services	0	58	0	0	27	21	0	106	55	51	
4 Other Non Govt Entities											
Grand Total	45	289	27	33	231	151	245	1,021	506	515	1.451



PHA - Board Membership			
Board Position	Member	Appointment Related Section	Expiry Date
Chair	Ps. Max Manimbi	Sec. 17(2) a)	20/12/2026
Deputy Chair	Austin The	Sec. 17 (2) (c) - Business Rep	20/12/2026
Members	Dixon Veaua Dimir	Sec. 17 (2) (a) - NDoH Rep	20/12/2026
	Godfried Raushem	Sec. 17 (2) (b) - District Health Rep	20/12/2026
Date of Most Recent	Colleen Kivia Kumbure	Sec. 17 (2) (c) - Business Rep	20/12/2026
Accreditation Survey	Matthew Isifu	Sec. 17 (2) (c) - Business Rep	20/12/2026
	Sr. Anna Sanginawa	Sec. 17 (2) (d) - Religious Denomination	20/12/2026
External Financial Audit	Scholar Manat	Sec. 17 (2) (e) - Women in Community	20/12/2026
	Jimmv Risimeri	Sec. 17 (2) (f) - Community Rep	20/12/2026
	Samson Torovi	Sec. 17 (5) Ex - Officio	20/12/2026

PHA - Senior Management Team				
S..	Senior Position	Officer	Contact Nums	Email
1	Chief Executive Officer	Kaluvia, Mathew	70798242	esphaceo@gmail.com - mathewkaluvia@hotmail.com
2	Director - Curative Health Services	Kambo, Jimmy Dr	70545618	-
3	Director - Public Health	Bon, Cletus	-	cletusyate@gmail.com
4	Deputy Director - Public Health	Maiwax, Reuben	73397334	rubenmaiwax@gmail.com
5	Legal Officer	Nahuet, Felicity	-	-
6	Manager - Operations	Yohogu, Israel	-	-
7	Manager - ICT	Dawo, Jasper	-	-
8	Manager - HR	Wailou, Jeffrey	-	-
9	Manager - Finance - Admin	Kuarughin, Hicks	-	-

Catholic Church Health Services - Senior Management Team			
CCHS Role	Officer	Contact Nums	Email
Bishop	Jozef Roszynski, SVD	7237 6556	bpwewak@gmail.com
Health Manager	Sr Anna Sanginawa	7194 8810	chswewak@gmail.com
Accountant	Martha Duna	72158685	tanimbi@gmail.com
M & E Officer	Hosea Maraing	675 7355 8994	chswewak@gmail.com

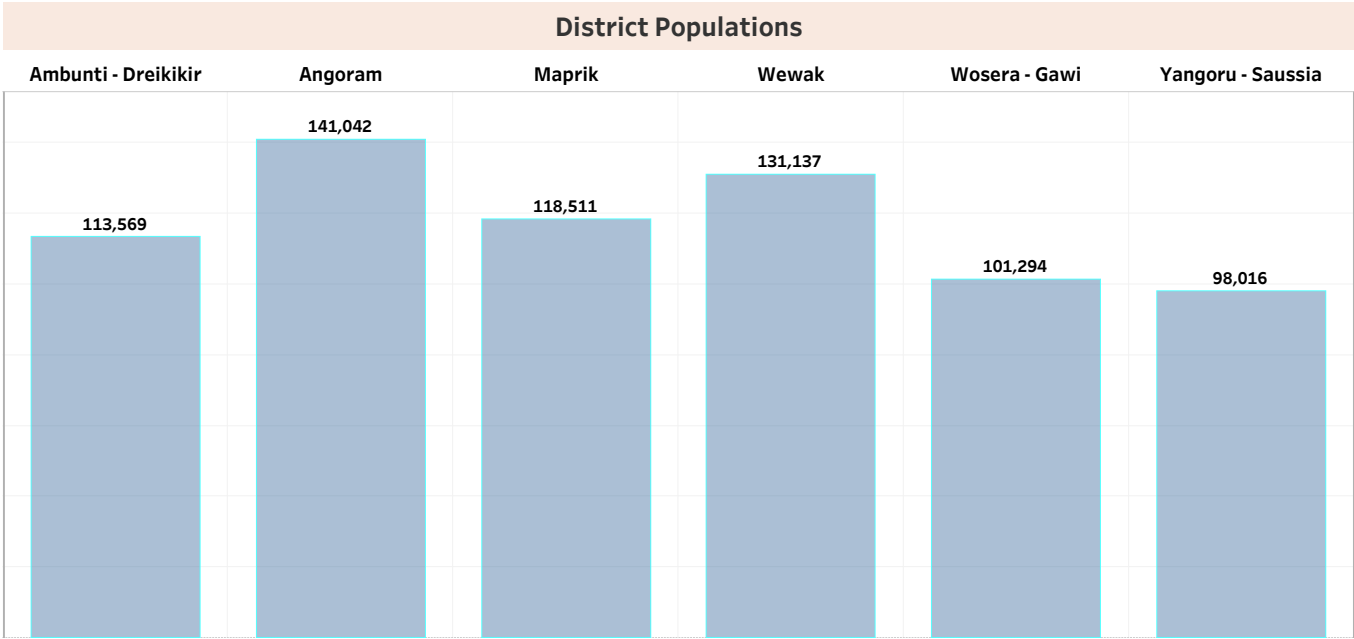
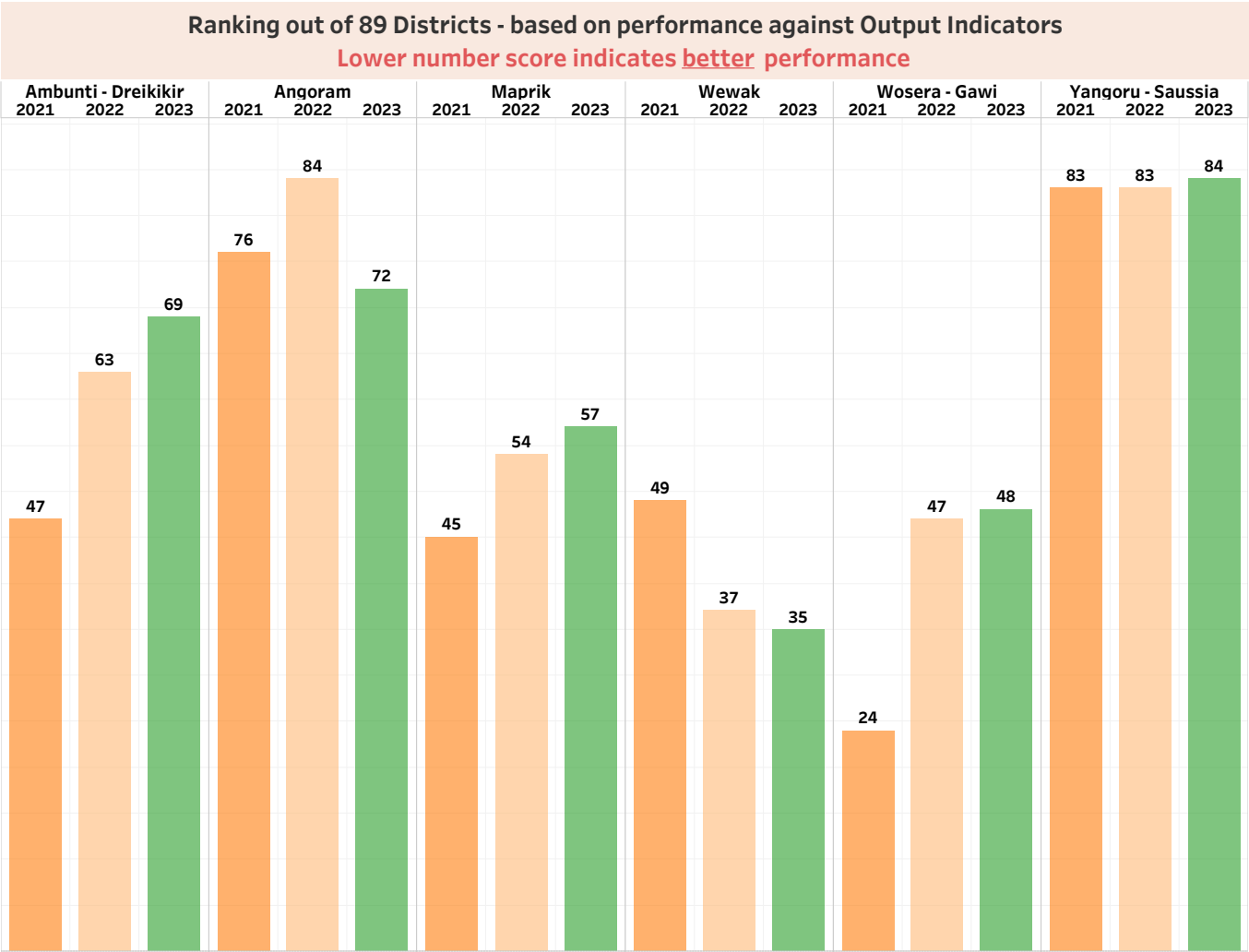
Health Facility Profile - Government and Non Government				
Type	L2 - CHP / HSC.	L3 - HC / UC.	L4 - Dist Hosp	L5 - Prov Hosp
Major Hospital				1
District Hospital			1	
Urban Clinic		6		
Health Centre		10		
Community Health ..	33			
Grand Total	33	16	1	1

Capital Investment & Asset Management Initiatives									
.	Facility/District	Project	Plan	Design	Contract	Progress	Funding	Budget - Total	Spend in 2023
1	23933 East Sepik	Prov Hospital Redevelop - Boram - Wewak HO-P	Yes	Yes	-	100%	GoPNG - PIP - VAMED Czech Republic - Loan	4,000,000	4,000,000
2	Boram - Wewak HO-P	Phase 1: a) Temporary hospital buildings, New Morgue & fencing, retaining wall etc - completed b) Construction of Guard House at the Hospital Main Gate - remaining	Yes	Yes	Yes	98%	GoPNG - PIP	Null	1,016,440
3	" "	Phase 2: a) Demolition & New Construction Initiation - completed b) Scoping and feasibility work for the construction of new wards 6A to 6D - remaining	Yes	Yes	Yes	-	GoPNG - PIP	Null	-
4	" "	Phase 3: Remaining - a) Staff Housing, Sea Wall, Support Facility Bldg & Dispensary - b) Support Facility Building & Dispensary - c) Road construct & sealing	Yes	Yes	Yes	-	GoPNG - PIP	Null	-
5	" "	Phase 4: a) Water tank installations in progress - b) Final systems & landscaping - remaining	Yes	Yes	Yes	-	GoPNG - PIP	Null	-
6	Maprik HO-D - Redevelopment	Phase 1: a) Structural Completion & Exterior Works - completed - b) Construction of two (2) stairs - remaining	Yes	Yes	Yes	70%	GoPNG - PIP	Null	-
7	" "	Phase 2: a) Framing & Installation of Internal Systems - completed - b) Mechanical & Electrical Works together with Fire Fighting & Telecommunication - remaining	Yes	Yes	Yes	-	GoPNG - PIP	Null	-
8	" "	Phase 3: a) Interior Fit Out & Finishing Works - remaining	Yes	Yes	Yes	-	GoPNG - PIP	Null	-
9	" "	Phase 4: a) Final systems & landscaping - remaining	Null	Yes	Yes	-	GoPNG - PIP	Null	-
10	Ambunti HC	Redevelop	Yes	Yes	Yes	100%	ADB Loan	26,500,000	1,118,786
11	Wirui UC	Development via ADB	Yes	Yes	Yes	40%	Catholic Church - 2 Mill: PSIP - 0.5 Mill: DFAT Grant..	4,500,000	3,154,131

Recurrent Budget Report - Kina - (Data Source - Treasury) - **data not available for Drugs and Medical Supplies & Utilities**

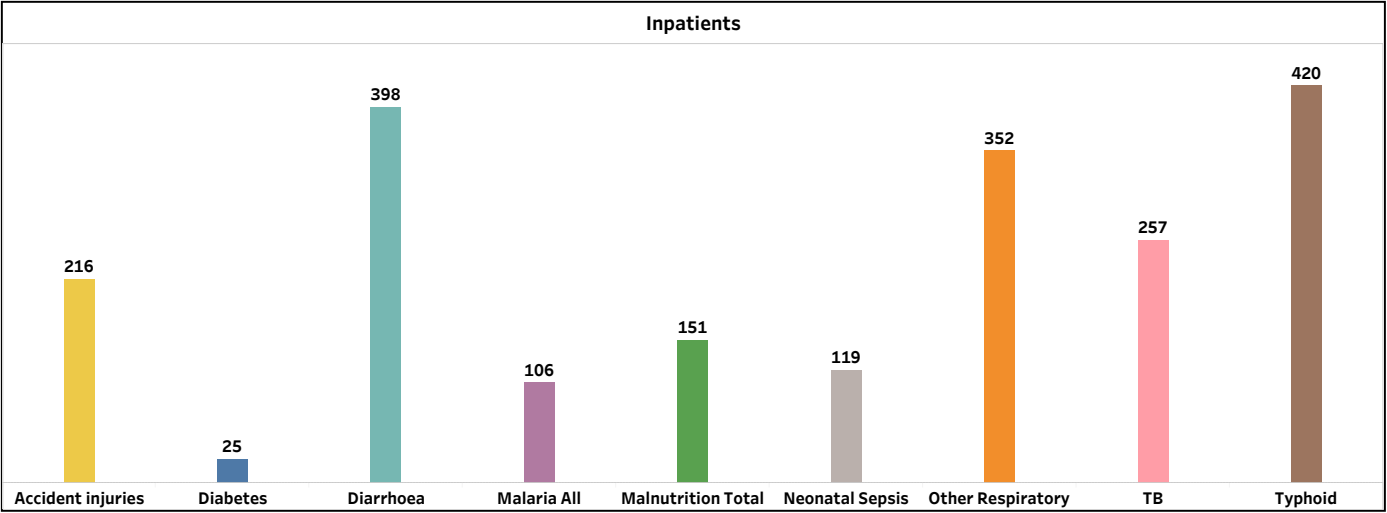
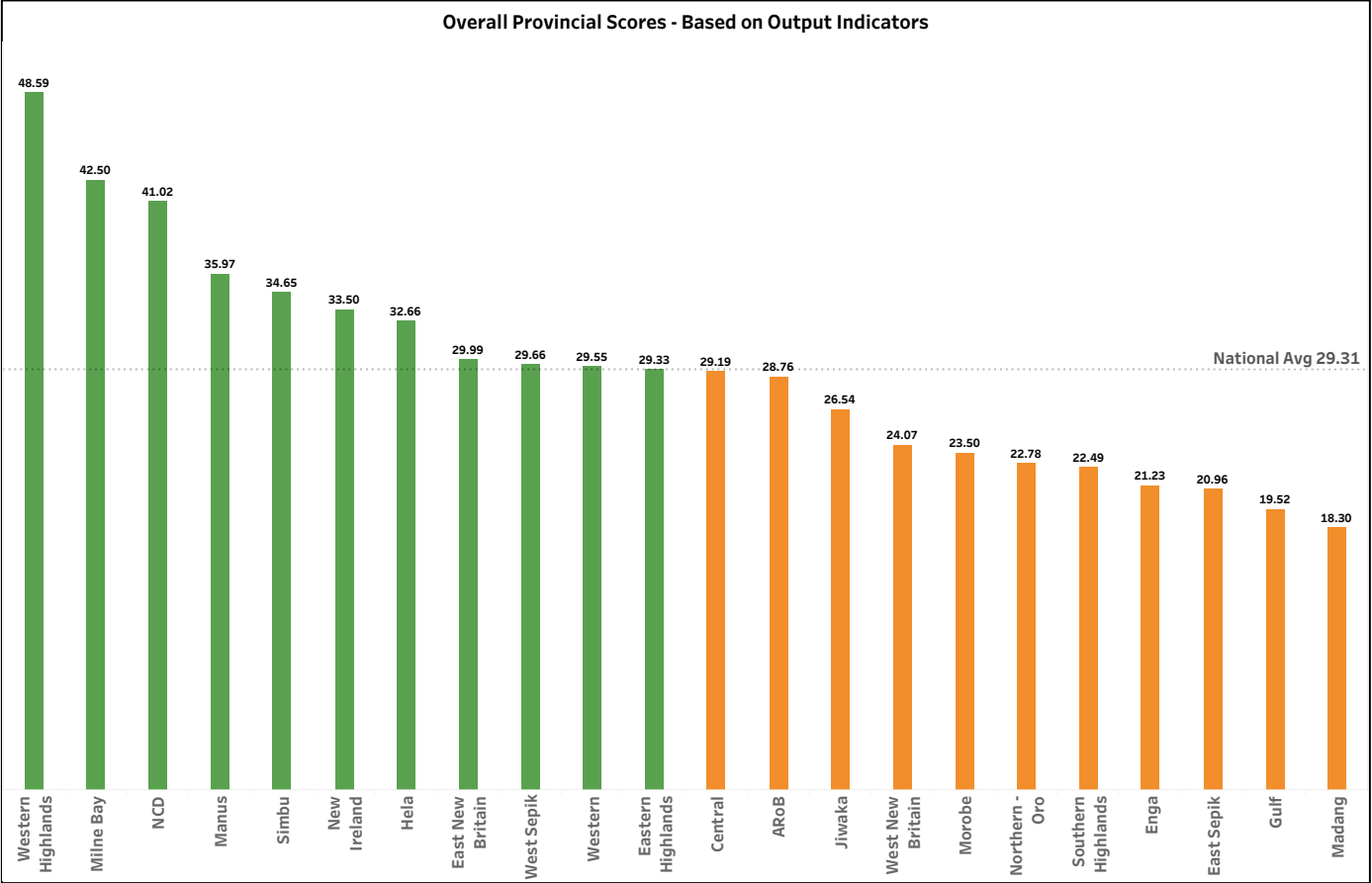
Management Category.	2023 - Budget	2023 - CFC	2023 - Expenditure	Expenditure per Capita	Discretionary Expenditure per Capita
GoPNG	51,997,514	51,997,513	69,351,688	52.58	29.57
Catholic Church Health Services	7,833,214	-	4,934,211		
Christian Health Services	7,363,427	-	2,882,469		
Total	67,194,155	51,997,513	78,232,199		

Overview Pane - GoPNG Budget Only					
Num	Activity Code	Description.	2023 - Budget.	2023 - CFC.	2023 - Expenditure.
1	21	T - Personnel Emoluments	29,916,544	29,916,543	47,270,718
2	211000	Salaries Allowances	25,914,531	25,914,531	43,910,605
3	212000	Wages	1,000,000	1,000,000	1,000,000
4	213000	Overtime	446,683	446,683	231,352
5	214000	Leave Fares	1,614,156	1,614,155	1,614,155
6	215000	Retirement Benefits, Pensions, Gratuities	941,174	941,174	514,606
7	217000	Contract Officers Education Benefits	-	-	-
8	22	T - Goods and Services	6,336,010	6,336,010	6,336,010
9	221000	Domestic Travel - Subsistence	-	-	-
10	222000	Travel - Subsistence	322,616	322,616	322,616
11	223000	Office Materials - Supplies	235,000	235,000	235,000
12	224000	Operational Materials - Supplies	1,734,000	1,734,000	1,734,000
13	225000	Transport - Fuel	281,500	281,500	281,500
14	226000	Administrative Consultancy Fees	40,000	40,000	40,000
15	227000	Other Operational Expenses	3,427,997	3,427,997	3,427,997
16	228000	Training	294,897	294,897	294,897
17	229000	Other Category for Donor Funded Projects	-	-	-
18	23	T - Utilities, Rentals and Property Costs	2,212,003	2,212,003	2,212,003
19	231000	Utilities	-	-	-
20	232000	Rentals - Property	2,077,003	2,077,003	2,077,003
21	233000	Routine Maintenance	135,000	135,000	135,000
22	25	T - Grants Subsidies and Transfers	9,715,567	9,715,567	9,715,567
23	251000	Membership Fees, Subscriptions & Contribution	-	-	-
24	252000	Grants - Transfers - Public Authorities	9,715,567	9,715,567	9,715,567
25	26	T - Acquisition of Existing Assets	0	0	0
26	261000	Acquisition of Lands, Buildings & Structures	-	-	-
27	27	T - Capital Formation	3,817,390	3,817,390	3,817,390
28	271000	Office Equipment, Furniture - Fittings	80,000	80,000	80,000
29	272000	Information & Communication Technology	-	-	-
30	273000	Motor Vehicles	-	-	-
31	274000	Feasibility Studies & Project Preparation	-	-	-
32	275000	Plant, Equipment - Machinery	237,390	237,390	237,390
33	276000	Construction, Renovation - Improvements	3,500,000	3,500,000	3,500,000
34	-	Grand Total	51,997,514	51,997,513	69,351,688

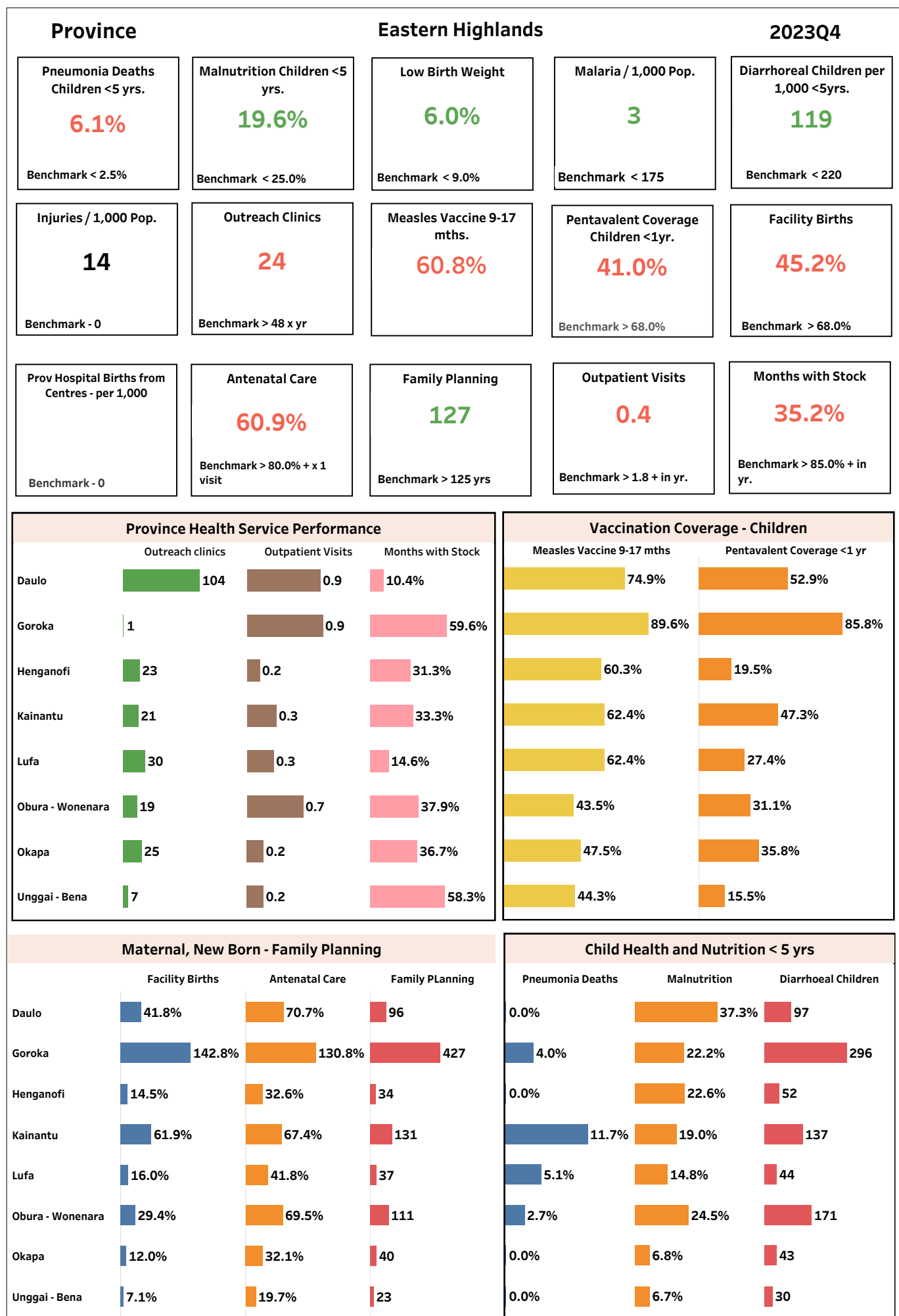


Eastern Highlands PHA

Province	Eastern Highlands				2023Q4
Population Growth	Population	Ranking Change - 2020 to 2023			
2.60%	769,998	7	14	12	11
					Eastern Highlands Score
					29.33





Outpatient Attendances					
Provincial Hospital	District Hospital	Urban Clinic	Health Centre	Community Health Post	Health Sub Centre
23,289	29,235	96,676	44,176	7,837	139,230



Performance Indicators and Ranking are 'Impacted' by timeliness and completeness of eNHIS Reporting




























Monthly Reports Submitted - Hospitals (HO-R - Regional) (HO-P - Provincial) (HO-D - District)

Districts.	Facility.	Management	Inpatients	Outpatients	Deaths	
Goroka	Goroka HO-P	GoPNG	12	12	12	
Kainantu	Kainantu HO-D	GoPNG	12	12	12	

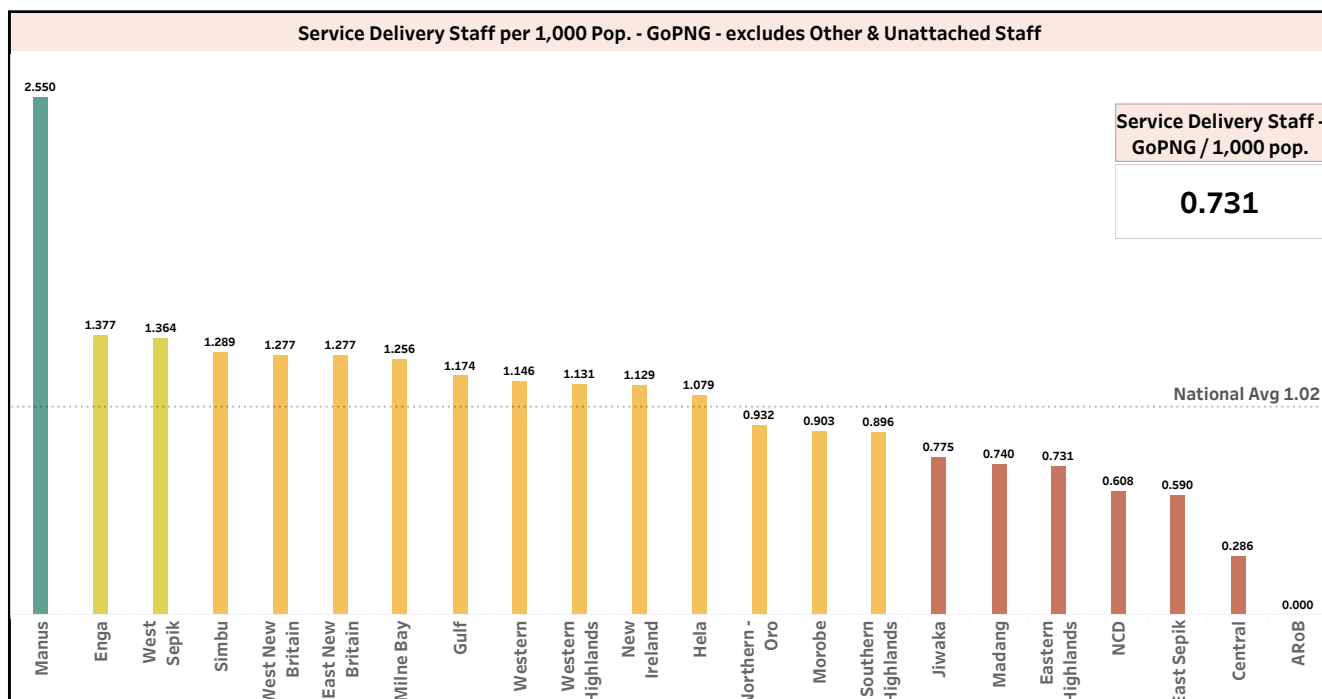
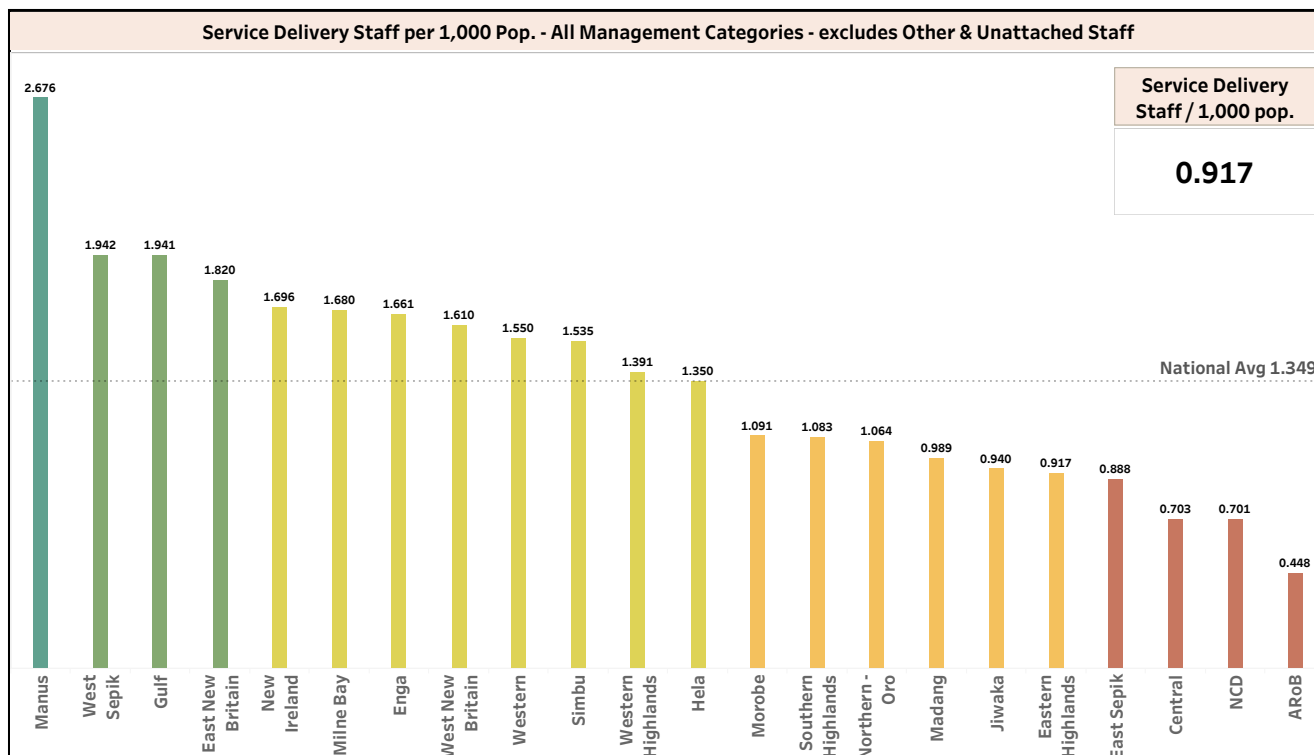
Monthly Reports Submitted - Health Centres (HC) and Urban Clinics (UC)

Districts.	Facility.	Management	Inpatients	Outpatients	Deaths	
Daulo	Asaro HC	GoPNG	12	12	12	
Goroka	Kama UC	GoPNG	12	12	12	
	North Goroka UC	GoPNG	11	11	11	
	West Goroka UC	GoPNG	12	12	12	
Henganofi	Henganofi HC	GoPNG	12	12	12	
Lufa	Lufa HC	GoPNG	12	12	12	
Obura - Wonenara	Marawaka HC	GoPNG	12	12	12	
	S.I.L. UC	NGO - Summer Institute Linguistic	12	12	12	
Okapa	Okapa HC	GoPNG	12	12	12	

Monthly Reports Submitted - Community Health Posts (CHP) and Health Sub Centres (SC)

Districts.	Facility.	Management	Inpatients	Outpatients	Deaths	
Daulo	Kwongi SC	CHS - Evangelical Brotherhood C..	12	12	12	
	Tafeto SC	Catholic Church Health Services	12	12	12	
	Watabung SC	GoPNG	12	12	12	
Henganofi	Fore SC	CHS - Foursquare	12	12	12	
	Kesavaka SC	GoPNG	12	12	12	
	Komperi SC	CHS - Evangelical Brotherhood C..	12	12	12	
Kainantu	Onamunga SC	CHS - Salvation Army	12	12	12	
	Yauna SC	CHS - Evangelical Brotherhood C..	12	12	12	
Lufa	Gouno SC	CHS - Faith Mission Church	12	12	12	
	Nupuru SC	GoPNG	12	12	12	
	Ubaigubi SC	GoPNG	12	12	12	
Obura - Wonenara	Andakombi SC	GoPNG	12	12	12	
	Barabundora SC	CHS - Evangelical Brotherhood C..	12	12	12	
	Kassam SC	CHS - Evangelical Brotherhood C..	12	12	12	
	Obura SC	CHS - Evangelical Brotherhood C..	12	12	12	
	Omaura SC	CHS - Seventh-Day Adventist	12	12	12	
	Owena SC	CHS - Baptist	12	12	12	
	Simbari SC	GoPNG	12	12	12	
	To'okena SC	CHS - Evangelical Brotherhood C..	12	12	12	
	Wonenara SC	GoPNG	12	12	12	
	Henagaru SC	GoPNG	12	12	12	
Okapa	Ivingoi SC	CHS - Open Bible Church	12	12	12	
	Misapi SC	CHS - Salvation Army	12	12	12	
	Yasubi CHP	GoPNG	12	12	12	
	Kapakamarigi CHP	GoPNG	12	12	12	
Unggai - Benna	Sigerehe SC	GoPNG	12	12	12	
	Unggai SC	GoPNG	12	12	12	

Staffing Profile											Total Health Staff / 1,000 pop.
Management Category	Allied Health	CHW's	HEO's	Medical	Nursing	Other	Unattac..	Total Staff	M	F	
1 GoPNG	58	234	32	31	208	193	19	775	412	363	
2 Catholic Health Services	0	11	0	0	4	1	1	17	5	12	
3 Christian Health Services	0	86	1	0	41	68	0	196	112	84	
4 Other Non Govt Entities											
Grand Total	58	331	33	31	253	262	20	988	529	459	1.283



PHA - Board Membership			
Board Position	Member	Appointment Related Section	Expiry Date
Chair	Christopher Kopyoto	Sec. 17 (2) (c) - Business Rep	02/06/2026
Members	Agnes Pawiong	Sec. 17 (2) (a) - NDoH Rep	02/06/2026
	Ipai Manilla	Sec. 17 (2) (b) - District Health Rep	02/06/2026
	Philip Samar	Sec. 17 (2) (c) - Business Rep	02/06/2026
	Wong (David) Poh King	Sec. 17 (2) (c) - Business Rep	02/06/2026
	Ps. Grahamme Baitai	Sec. 17 (2) (d) - Religious Denomination	02/06/2026
	Miriam Layton	Sec. 17 (2) (e) - Women in Community	02/06/2026
	Enoch Mieh	Sec. 17 (2) (f) - Community Rep	02/06/2026
Date of Most Recent	Tau Amevo	Sec. 17 (2) (f) - Community Rep	02/06/2026
Accreditation Survey	Allen Los	Sec. 17 (5) Ex - Officio	02/06/2026
External Financial Audit			

PHA - Senior Management Team				
S..	Senior Position	Officer	Contact Nums	Email
1	Chief Executive Officer	Apa, Joseph Dr	5321876 - 71738068	drjapagoroka@gmail.com
2	Director - Curative Health	Kendaura, Kapiro Dr	70500669	kkendaura@gmail.com
3	Director - Public Health	Fewa, Manape Dr	74448218	fmmanape@gmail.com
4	Director - Corporate Services	Singip, Michael	70836678	msingip@ehpha.gov.pg
5	Manager - Disease Control - Emerg Response	Apo, Jackson	73575296	appoj87@gmail.com
6	Manager - District Health	Wau, Gabriel	70704333	gerbrilwau@gmail.com
7	Manager - District Health	Ilematna, Aldrin Sam	72151872	aldrinsam2402@gmail.com
8	Manager - Environmental Health	Nero, Tabea	-	-
9	Manager - Health Promotion	Wanua, Philip	70330272	wanuap@gmail.com
10	Assistant Manager - Nursing - District	Mahabi, Lucy	74872594	lmahabi.2022@gmail.com
11	Assistant Manager - Admin Services	Gimiseve, Kiddron	73626817	kgimiseve@gmail.com

Catholic Church Health Services - Senior Management Team			
CCHS Role	Officer	Contact Nums	Email
Bishop	Walenty Gryk	78067201	merisgoroka@gmail.com, walgryk@gmail.com
Health Manager	Sr Josita Savari	71109862	jositafelicie@gmail.com
Accountant	Simon Evai	76264077/79650044	evaisimon45@gmail.com
M & E Officer	Alfred Koko	70197306	alfredkoko33@gmail.com

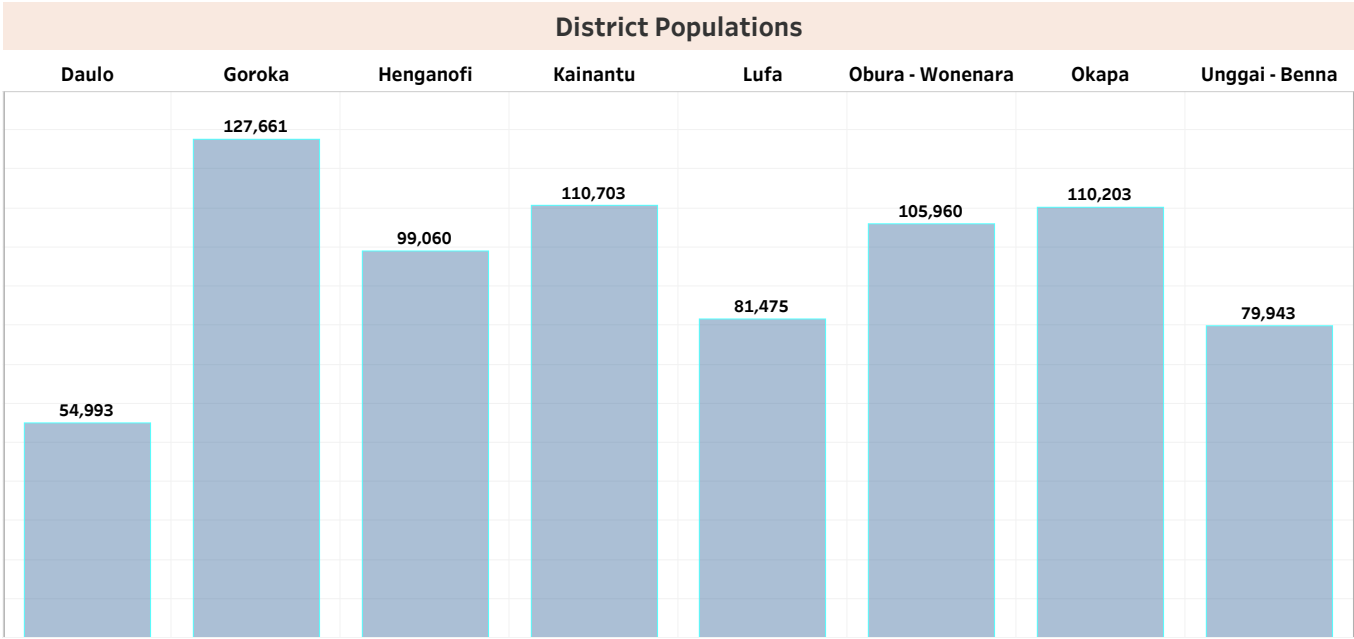
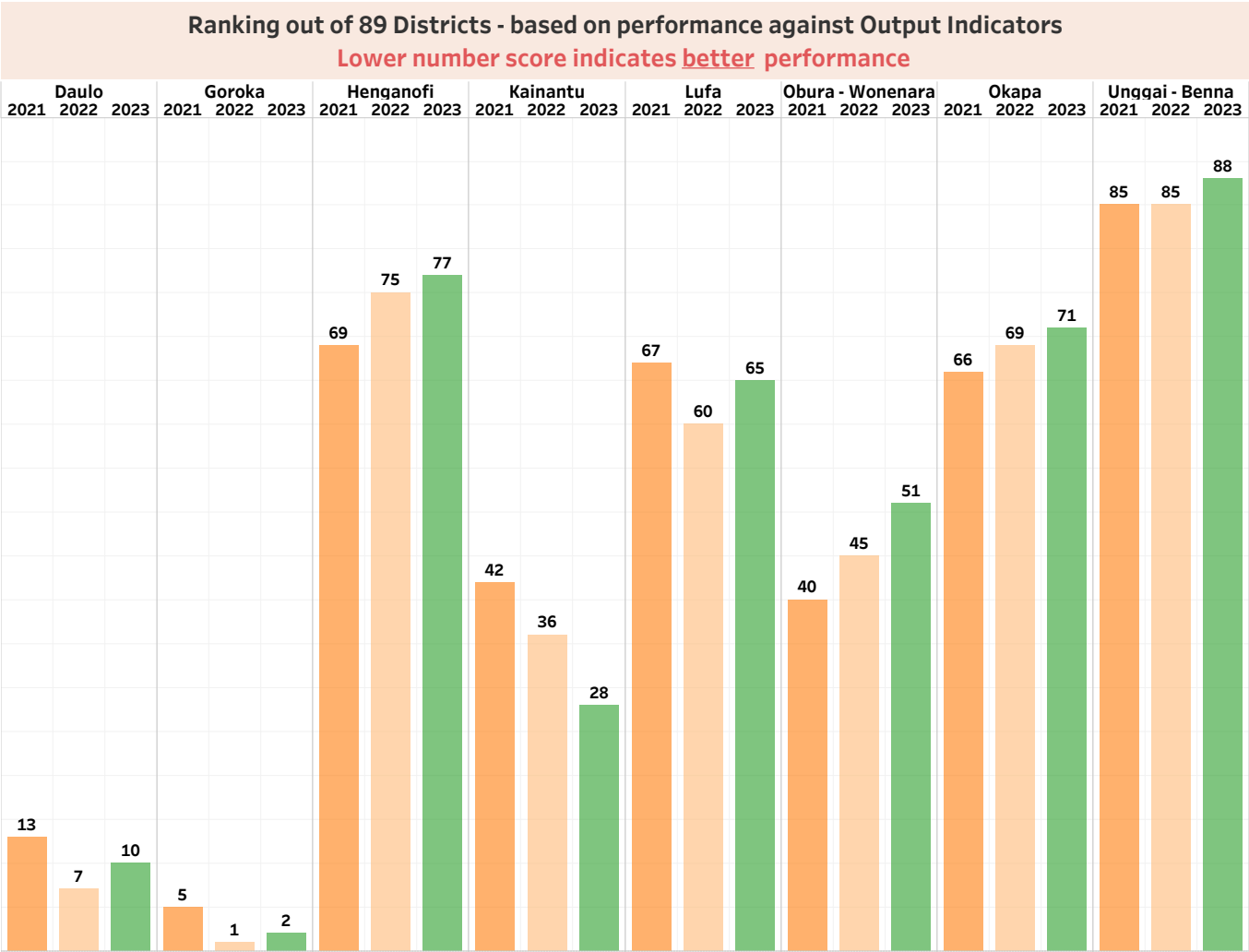
Health Facility Profile - Government and Non Government				
Type	L2 - CHP / HSC.	L3 - HC / UC.	L4 - Dist Hosp	L5 - Prov Hosp
Major Hospital				1
District Hospital			1	
Urban Clinic		4		
Health Centre		5		
Community Health ..	27			
Grand Total	27	9	1	1

Capital Investment & Asset Management Initiatives									
Facility/District	Project	Plan	Design	Contract	Progress	Funding	Budget - Total	Spend in 2023	
1	23936 East H'lands	Prov Hospital Redevelop - Goroka HO-P	Yes	-	-	-	GoPNG - PIP	4,000,000	4,000,000

Recurrent Budget Report - Kina - (Data Source - Treasury) - **data not available for Drugs and Medical Supplies & Utilities**

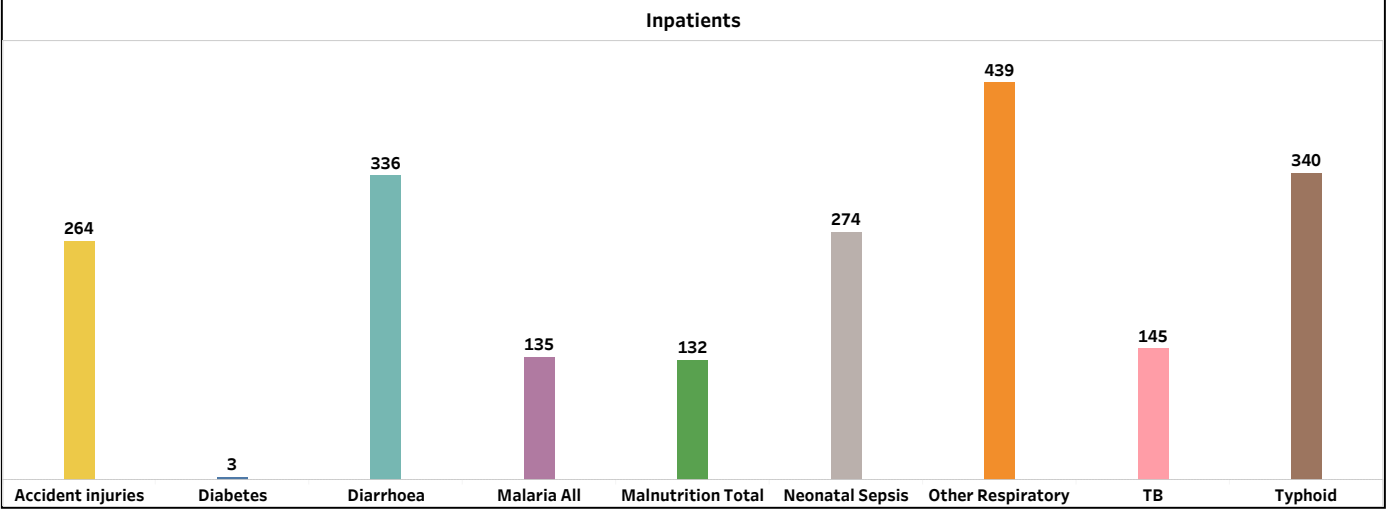
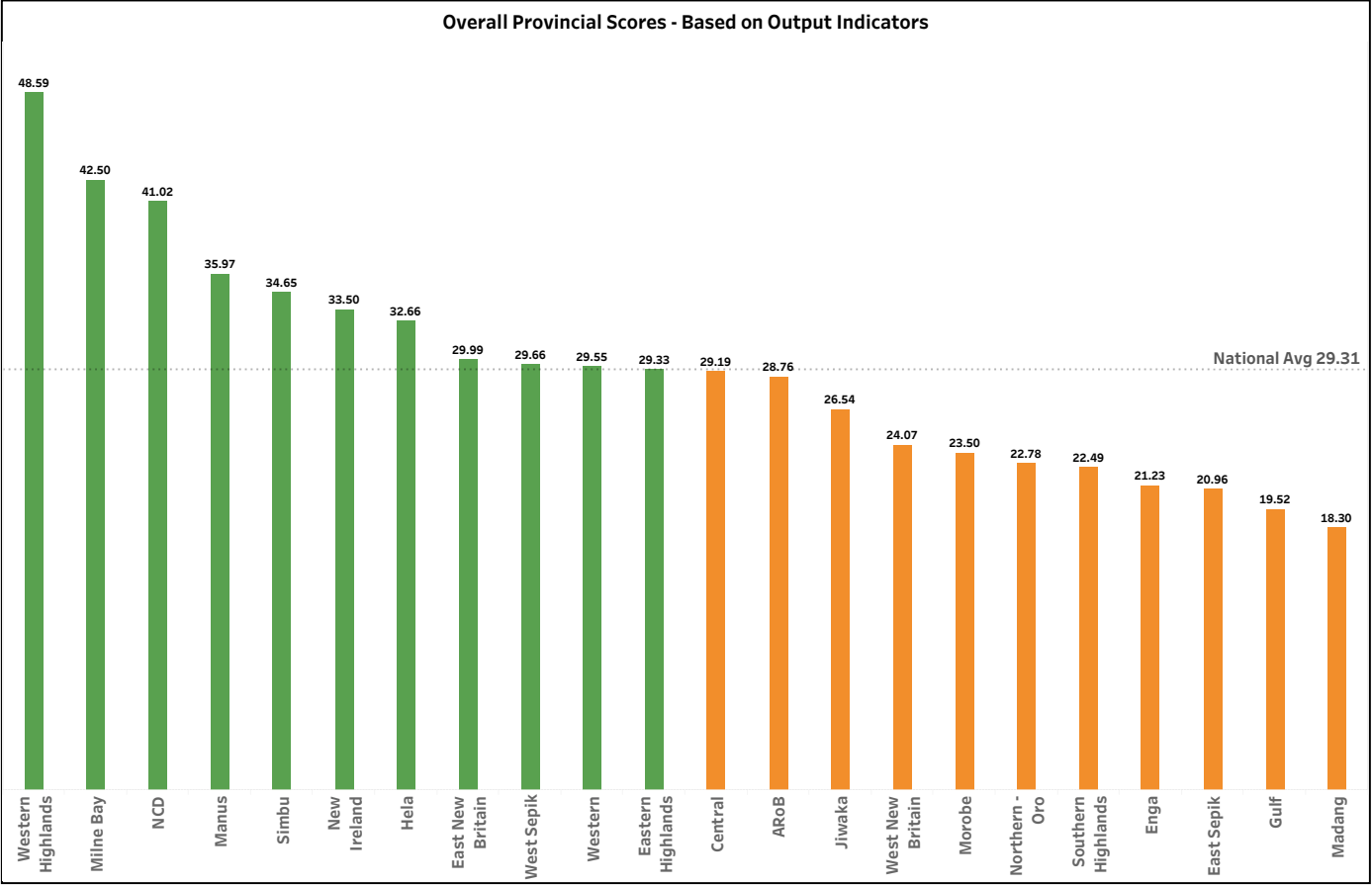
Management Category.	2023 - Budget	2023 - CFC	2023 - Expenditure	Expenditure per Capita	Discretionary Expenditure per Capita
GoPNG	65,287,771	65,287,771	64,717,251	283.07	10.12
Catholic Church Health Services	1,567,954	-	582,523		
Christian Health Services	13,923,826	-	7,111,580		
Total	80,779,551	65,287,771	72,411,354		

Overview Pane - GoPNG Budget Only					
Num	Activity Code	Description.	2023 - Budget.	2023 - CFC.	2023 - Expenditure.
1	21	T - Personnel Emoluments	47,999,080	47,999,080	47,428,560
2	211000	Salaries Allowances	46,557,476	46,557,476	45,234,138
3	212000	Wages	-	-	-
4	213000	Overtime	-	-	251,382
5	214000	Leave Fares	1,181,600	1,181,600	1,282,049
6	215000	Retirement Benefits, Pensions, Gratuities	260,004	260,004	660,991
7	217000	Contract Officers Education Benefits	-	-	-
8	22	T - Goods and Services	4,311,261	4,311,261	4,311,261
9	221000	Domestic Travel - Subsistence	227,627	227,627	227,627
10	222000	Travel - Subsistence	-	-	-
11	223000	Office Materials - Supplies	243,283	243,283	243,283
12	224000	Operational Materials - Supplies	1,371,825	1,371,825	1,371,825
13	225000	Transport - Fuel	213,894	213,894	213,894
14	226000	Administrative Consultancy Fees	-	-	-
15	227000	Other Operational Expenses	2,211,030	2,211,030	2,211,030
16	228000	Training	43,602	43,602	43,602
17	229000	Other Category for Donor Funded Projects	-	-	-
18	23	T - Utilities, Rentals and Property Costs	1,961,647	1,961,647	1,961,647
19	231000	Utilities	-	-	-
20	232000	Rentals - Property	1,900,338	1,900,338	1,900,338
21	233000	Routine Maintenance	61,309	61,309	61,309
22	25	T - Grants Subsidies and Transfers	7,315,783	7,315,783	7,315,783
23	251000	Membership Fees, Subscriptions & Contribution	-	-	-
24	252000	Grants - Transfers - Public Authorities	7,315,783	7,315,783	7,315,783
25	26	T - Acquisition of Existing Assets	0	0	0
26	261000	Acquisition of Lands, Buildings & Structures	-	-	-
27	27	T - Capital Formation	3,700,000	3,700,000	3,700,000
28	271000	Office Equipment, Furniture - Fittings	-	-	-
29	272000	Information & Communication Technology	-	-	-
30	273000	Motor Vehicles	-	-	-
31	274000	Feasibility Studies & Project Preparation	-	-	-
32	275000	Plant, Equipment - Machinery	-	-	-
33	276000	Construction, Renovation - Improvements	3,700,000	3,700,000	3,700,000
34	-	Grand Total	65,287,771	65,287,771	64,717,251

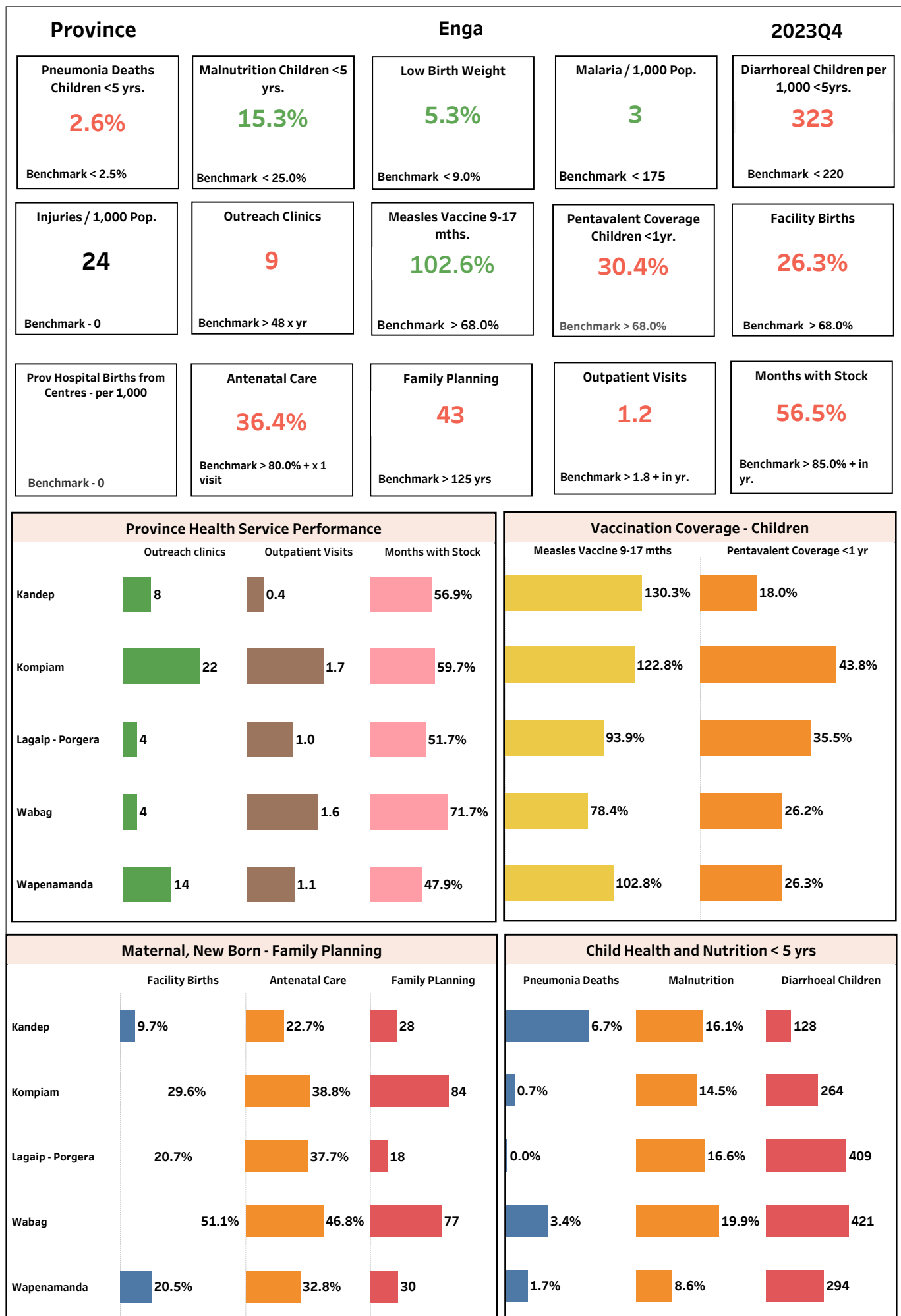


Enga PHA

Province	Enga				2023Q4
Population Growth	Population	Ranking Change - 2020 to 2023			
3.50%	514,174	15	20	22	19
					Enga Score
					21.23



Outpatient Attendances					
Provincial Hospital	District Hospital	Urban Clinic	Health Centre	Community Health Post	Health Sub Centre
38,065	12,941	168,373	146,682	12,086	214,278



Performance Indicators and Ranking are 'Impacted' by timeliness and completeness of eNHIS Reporting

Monthly Reports Submitted - Hospitals (HO-R - Regional) (HO-P - Provincial) (HO-D - District)

Districts.	Facility.	Management	Inpatients	Outpatients	Deaths	
Lagaip - Porgera	Paiaim HO-D	GoPNG	12	12	12	■
Wabag	Wabag HO-P	GoPNG	12	12	12	■
Wapenamanda	Mambisanda HO-D	CHS - Lutheran	12	12	12	■

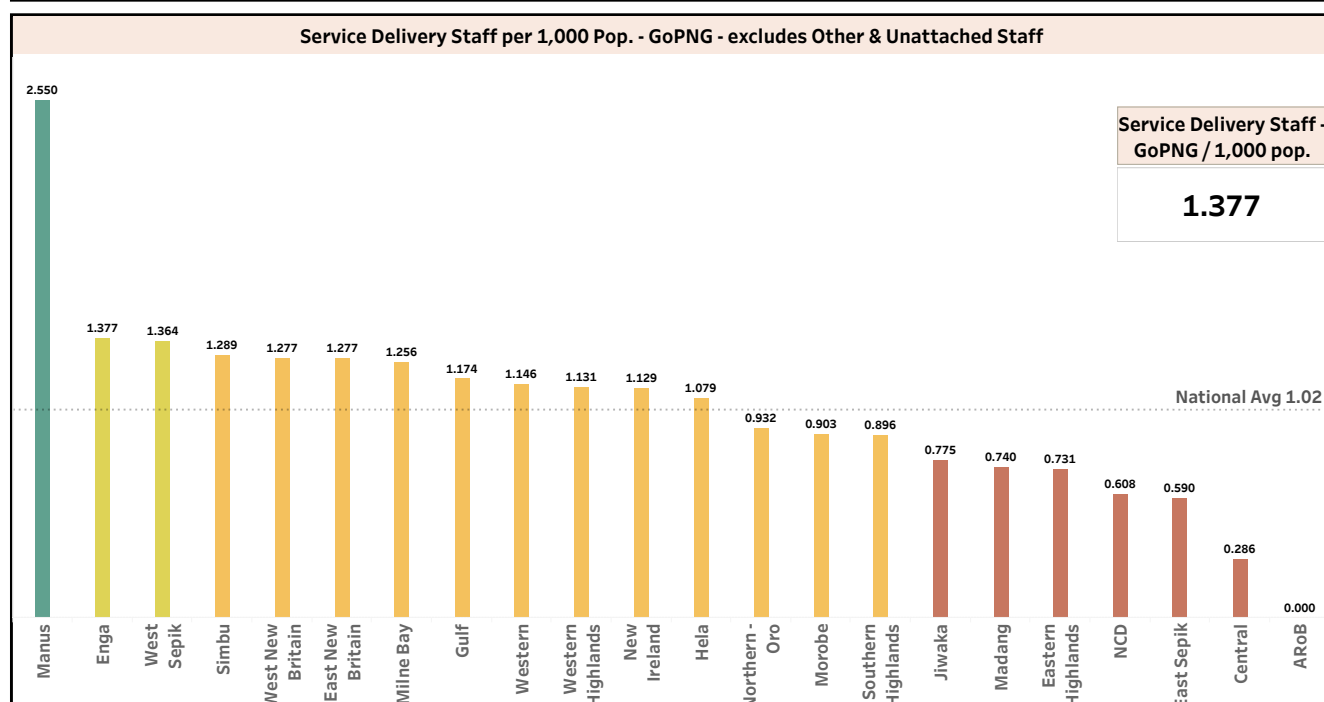
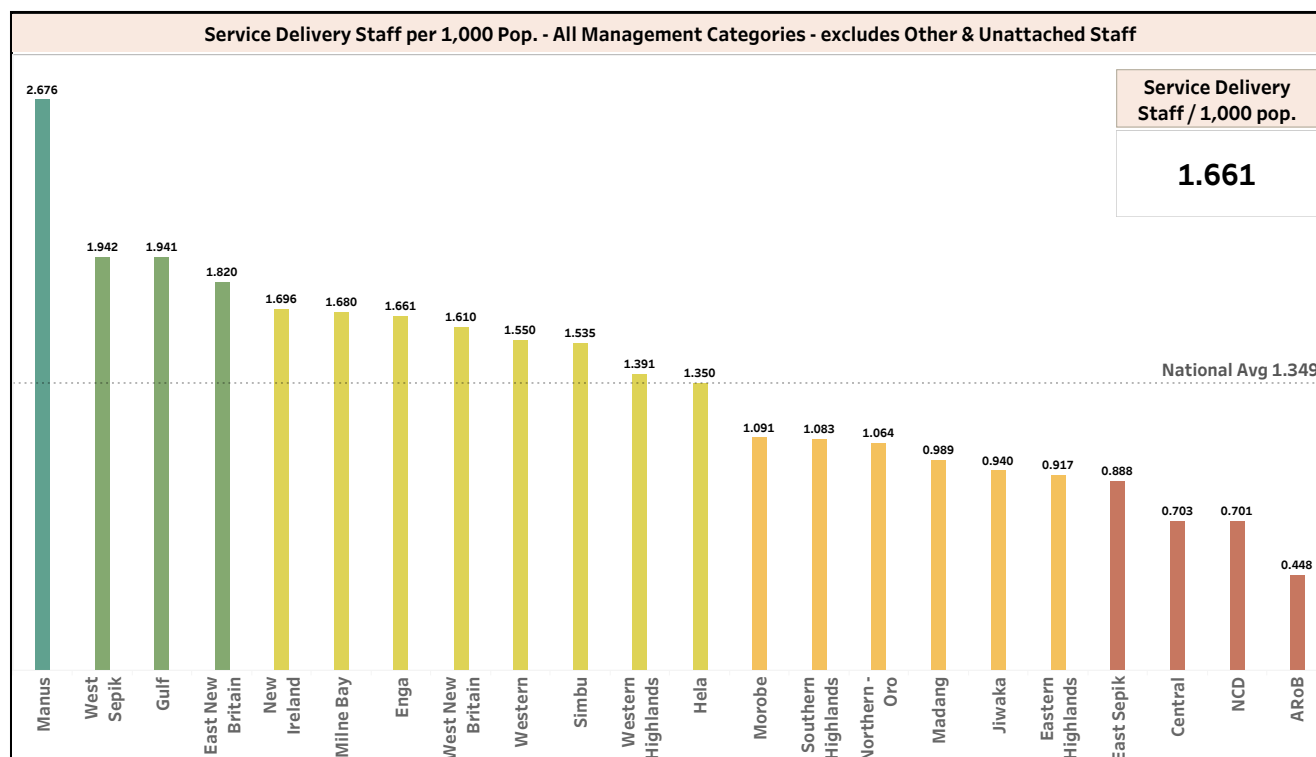
Monthly Reports Submitted - Health Centres (HC) and Urban Clinics (UC)

Districts.	Facility.	Management	Inpatients	Outpatients	Deaths	
Kandep	Kandep HC	GoPNG	12	12	12	■
	Longap HC	GoPNG	12	12	12	■
Kompam	Yampu HC	Catholic Church Health Services	12	12	12	■
	Kompam HC	CHS - Baptist	12	12	12	■
	Kaipores HC	GoPNG	12	12	12	■
Lagaip - Porgera	Laiagam HC	GoPNG	12	12	12	■
	Mulitaka HC	GoPNG	12	12	12	■
	Porgera UC	GoPNG	12	12	12	■
Wabag	Sangurap UC	Catholic Church Health Services	12	12	12	■
	Sopas UC	GoPNG	12	12	12	■
Wapenamanda	Wapenamanda UC	GoPNG	12	12	12	■

Monthly Reports Submitted - Community Health Posts (CHP) and Health Sub Centres (SC)

Districts.	Facility.	Management	Inpatients	Outpatients	Deaths	
Kandep	Kambia SC	GoPNG	12	12	12	■
	Tiptip SC	GoPNG	12	12		■
						■
Kompam	Yapum SC	Catholic Church Health Services	12	12	12	■
	Aiyokos SC	CHS - Baptist	12	12	12	■
	Anditale SC	GoPNG	12	12	12	■
	Araguli SC	CHS - Baptist	12	12	12	■
	Kassi CHP	GoPNG	12	12	12	■
	Lapalama SC	CHS - Baptist	12	12	12	■
	Londor SC	Catholic Church Health Services	12	12	12	■
	Marambe SC	CHS - Baptist	12	12	12	■
	Monokam CHP	GoPNG	12	12	12	■
	Yangisa SC	CHS - Baptist	12	12	12	■
Lagaip - Porgera	Kepelam SC	Catholic Church Health Services	12	12	12	■
	Paiela SC	GoPNG	12	12	12	■
	Porea CHP	GoPNG	12	12	12	■
	Tambitanis SC	GoPNG	12	12	12	■
	Tukusenda CHP	GoPNG	12	12	12	■
	Yango SC	GoPNG	12	12	12	■
Wabag	Lakopenda SC	GoPNG	12	12	12	■
	Maramuni SC	GoPNG	12	12	12	■
Wapenamanda	Kungumanda SC	CHS - Foursquare	12	12	12	■
	Pumakos SC	Catholic Church Health Services	12	12	12	■
	Topaka SC	GoPNG	12	12	12	■
	Unda SC	GoPNG	12	12	12	■
	Yaibos SC	CHS - Lutheran	12	12	12	■
	Yalis SC	GoPNG	12	12	12	■

Staffing Profile											Total Health Staff / 1,000 pop.
Management Category	Allied Health	CHW's	HEO's	Medical	Nursing	Other	Unattac..	Total Staff	M	F	
1 GoPNG	65	309	37	24	273	324	70	1,102	659	443	
2 Catholic Health Services	2	29	3	0	31	4	0	69	24	45	
3 Christian Health Services	6	46	1	0	28	73	0	154	89	65	
4 Other Non Govt Entities											
Grand Total	73	384	41	24	332	401	70	1,325	772	553	2.577



PHA - Board Membership			
Board Position	Member	Appointment Related Section	Expiry Date
Chair	Mr Kenneth Andrew	Sec. 17 (2) (c) - Business Rep	13/05/2025
Deputy Chair	Mr Don Anjo	Sec. 17 (2) (f) - Community Rep	13/05/2025
Members	Mr Barry Ropa	Sec. 17 (2) (a) - NDoH Rep	13/05/2025
	Dr Isaac Asa	Sec. 17 (2) (b) - District Health Rep	13/05/2025
Date of Most Recent	Mr Paul Kurai	Sec. 17 (2) (c) - Business Rep	13/05/2025
Accreditation Survey	Mr Terry Kome	Sec. 17 (2) (c) - Business Rep	13/05/2025
	Bs Justin Aen	Sec. 17 (2) (d) - Religious Denomination	13/05/2025
External Financial Audit	Ms Ruth Kissam	Sec. 17 (2) (e) - Women in Community	13/05/2025
	Mr Bob Angaun	Sec. 17 (2) (f) - Community Rep	13/05/2025
	Dr. Samson Amean	Sec. 17 (5) Ex - Officio	13/05/2025
2018			

PHA - Senior Management Team				
S..	Senior Position	Officer	Contact Nums	Email
1	Chief Executive Officer	Pyakalyia, Vincent Dr	5471026	vincent.pyakalyia@engapha.gov.pg
2	Director - Public Health	Koka, Betty Dr	73508353	engapublichealth@gmail.com
3	Deputy Director - District Health	Kepa, Gerald	71985102	geraldkepa@gmail.com
4	Deputy Director - Promotive - PHS	Masilil, John	70030981	masilijohn3@gmail.com
5	Deputy Director - Facility - Operations	Yasiki, Enoch	70730921	yasikienoch@gmail.com
6	Deputy Director - Policy - Planning	Nema, Ben	72129444	bnema.nacs@gmail.com
7	Deputy Director - HR	Lamah, Mathew	70235741	mat.lamah@gmail.com
8	Manager - District Health - Laiagam	Puli, Waipukali	74611091	-
9	Acting Manager - District Health - Kompam	Pyakali, Anneth	72366209	apyakali@gmail.com
10	Acting Manager - District Health - Porgera	Mangan, Masi	72473774	mmpakyo@gmail.com
11	Manager - Disease Control	Likas, Lakain	72114043	likaslakain@gmail.com
15	Manager - District Health	Pokale, Beto	70766221	betopokalepb@icloud.com
16	Manager - District Health	Angua, Maku	-	-
17	Manager - District Health	Lakepam, Minapas	-	-

Catholic Church Health Services - Senior Management Team			
CCHS Role	Officer	Contact Nums	Email
Bishop	Arnold Orowae	71603077	diocesewabag12@gmail.com, aorowae12@gmail.com
Health Manager	Josepha Recks	73475960	jrecks7@gmail.com, chsenga2012@gmail.com
Accountant	Sr. Amutha Nagalingam	7699 8212/71704680	amutharitamary@gmail.com/chsenga2017@gmail.com
M & E Officer	Schola Leo	73475960	chsenga2017@gmail.com
Rural Health Program Coordinator	Immanuel Lare	79542289	immanuellare@gmail.com

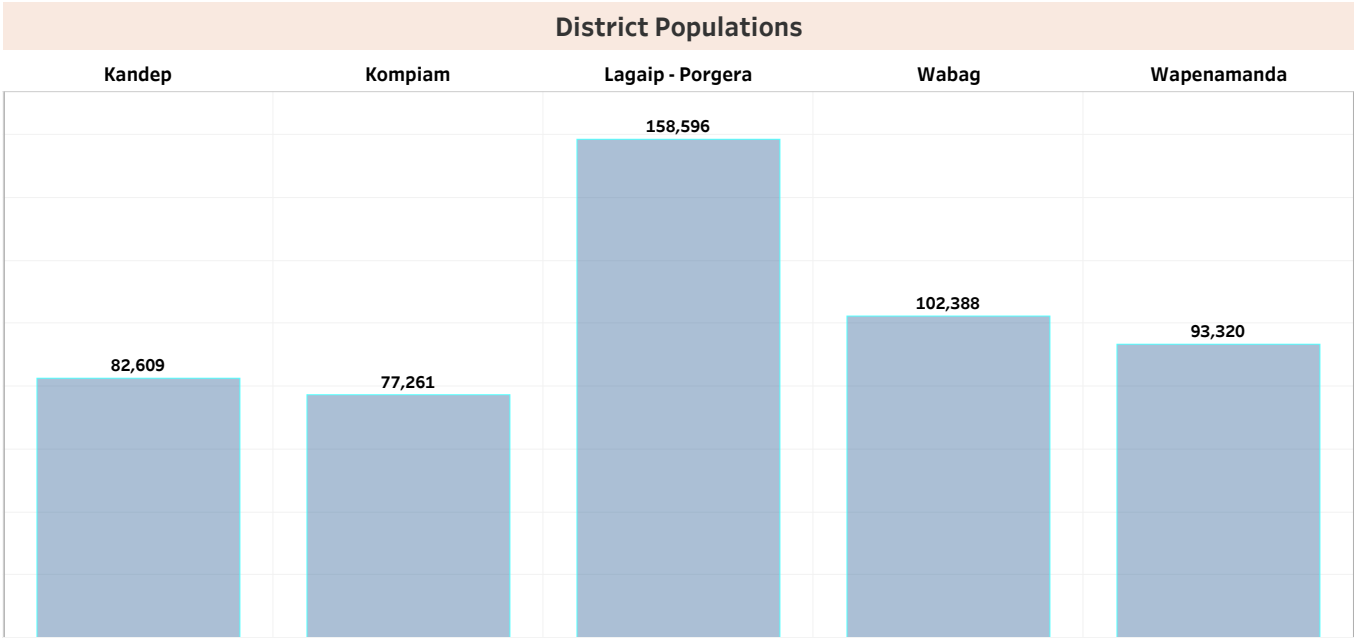
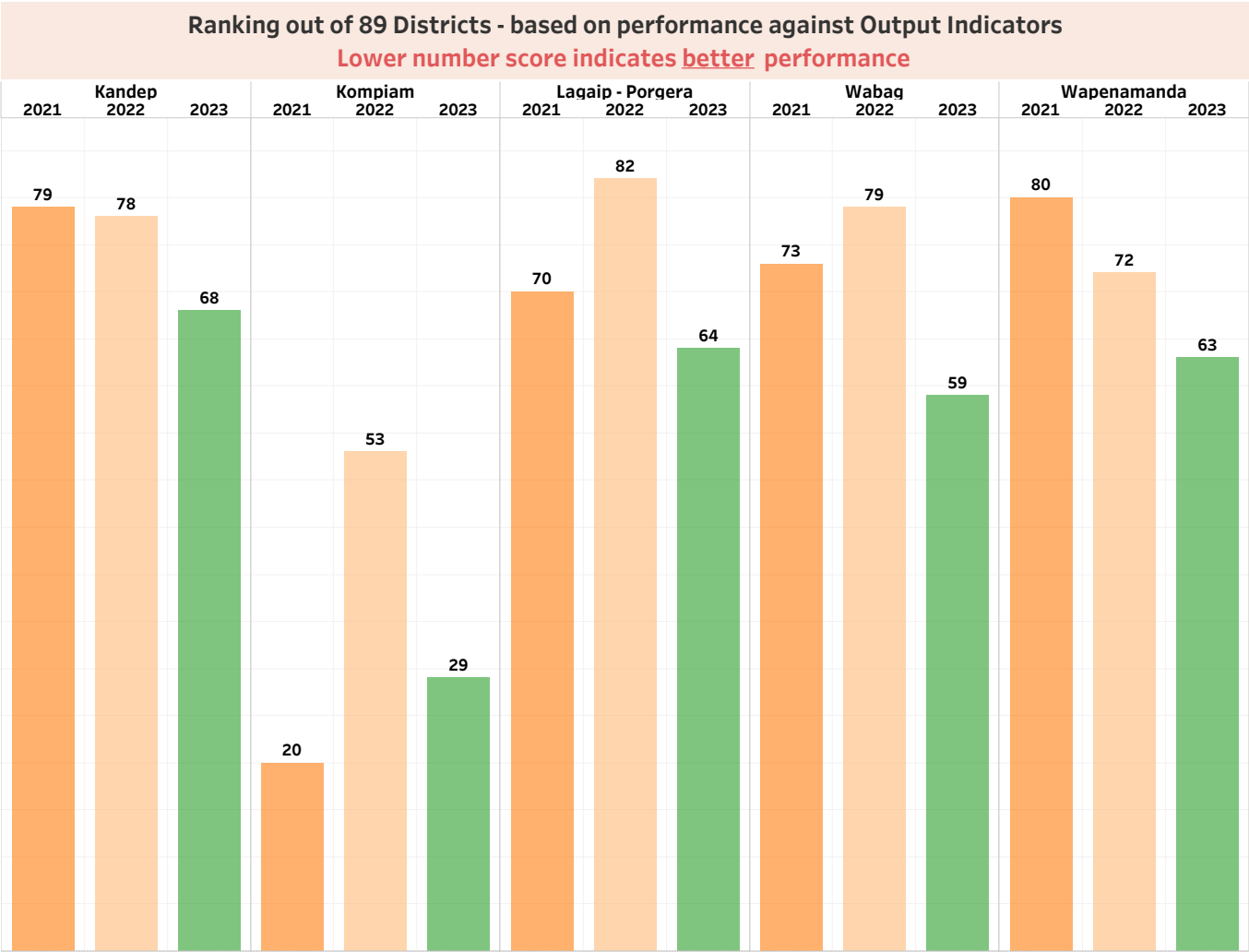
Health Facility Profile - Government and Non Government				
Type	L2 - CHP / HSC.	L3 - HC / UC.	L4 - Dist Hosp	L5 - Prov Hosp
Major Hospital				1
District Hospital			2	
Urban Clinic		4		
Health Centre		7		
Community Health ..	4			
Health Sub Centre	23			
Grand Total	27	11	2	1

Capital Investment & Asset Management Initiatives									
.	Facility/District	Project	Plan	Design	Contract	Progress	Funding	Budget - Total	Spend in 2023
1	23939 Enga PHA	New Enga Prov Hospital Redevelop	Yes	Yes	Yes	65%	GoPNG - PIP & China Loan	30,000,000	5,000,000
2	Kandep District Hospital	Tender ready documentation will be provided.	Yes	Yes	-	-	ADB Loan	0	-
3	Laiagam District Hospital	Redevelop to Level 4 Dist Hospital	Yes	Yes	Yes	100%	DSIP - 50% : ADB Loan - 50%	8,000,000	-

Recurrent Budget Report - Kina - (Data Source - Treasury) - **data not available for Drugs and Medical Supplies & Utilities**

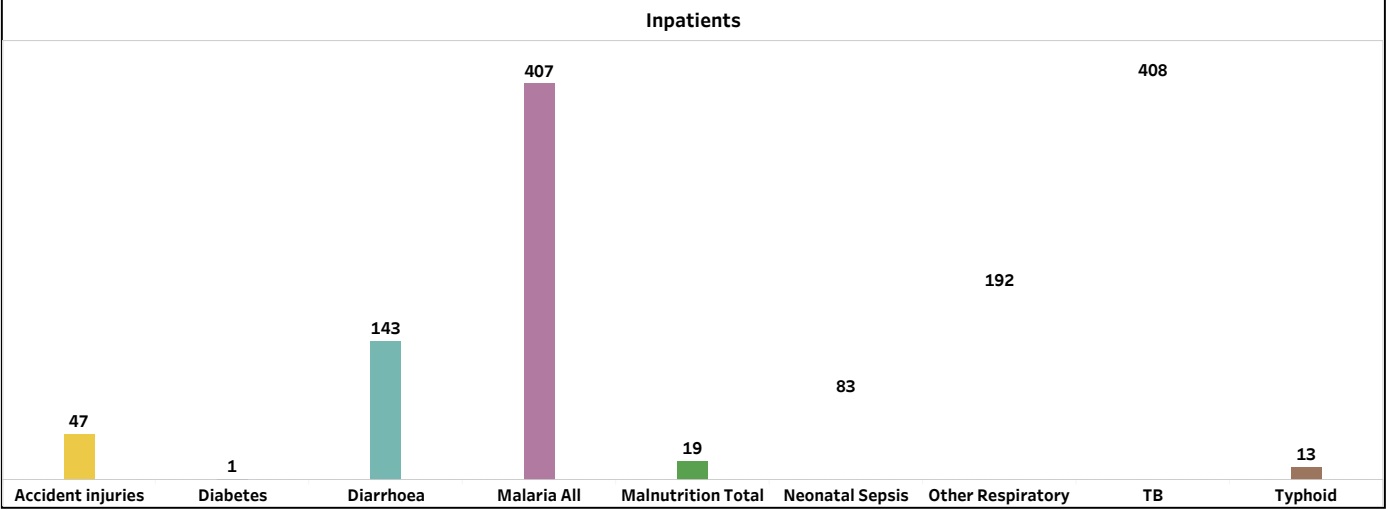
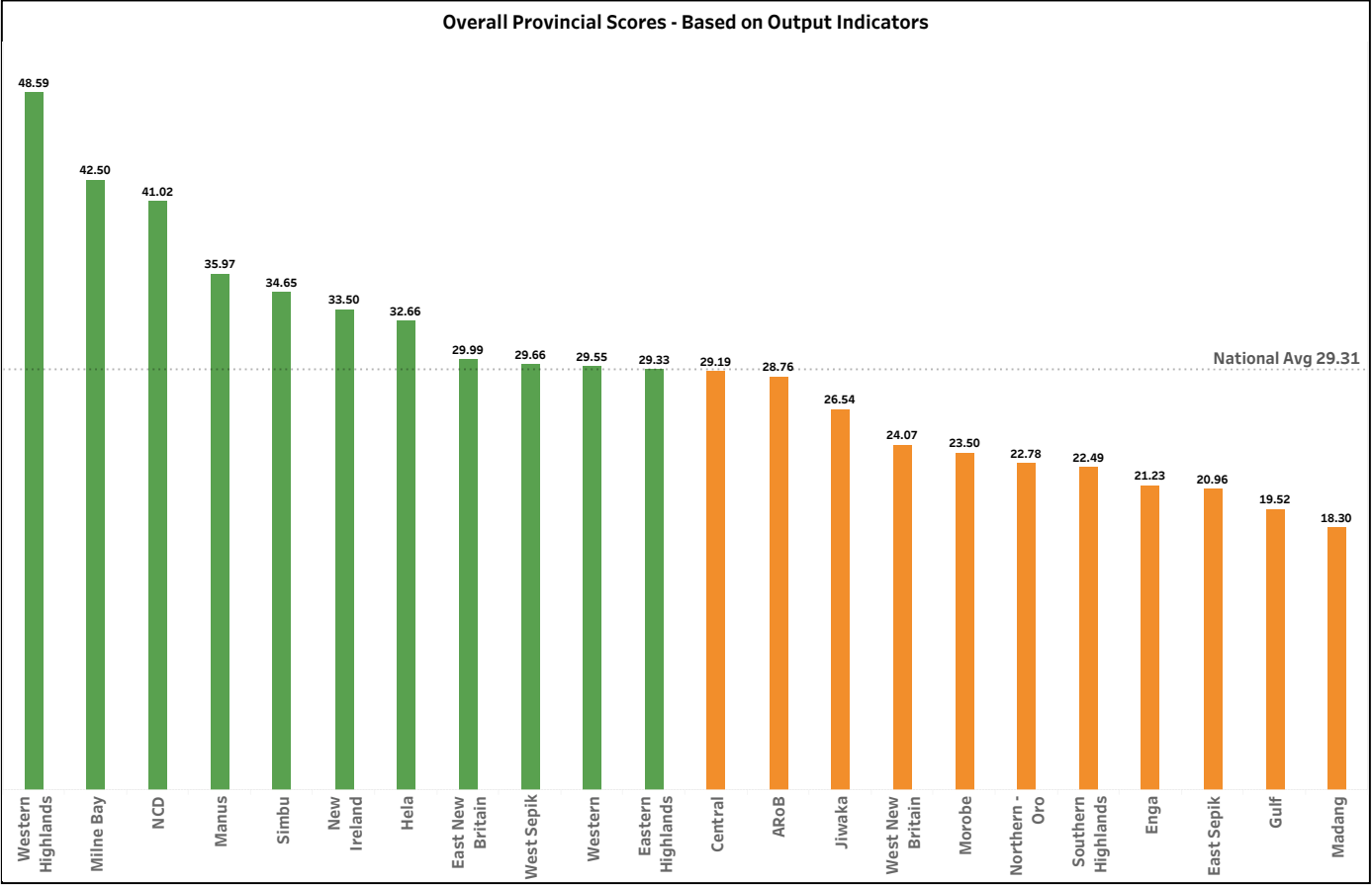
Management Category.	2023 - Budget	2023 - CFC	2023 - Expenditure	Expenditure per Capita	Discretionary Expenditure per Capita
GoPNG	63,066,267	63,066,267	70,273,906	112.15	16.13
Catholic Church Health Services	5,064,424	-	2,730,579		
Christian Health Services	17,930,152	-	8,070,842		
Total	86,060,843	63,759,923	81,075,327		

Overview Pane - GoPNG Budget Only					
Num	Activity Code	Description.	2023 - Budget.	2023 - CFC.	2023 - Expenditure.
1	21	T - Personnel Emoluments	47,056,470	47,056,470	54,267,464
2	211000	Salaries Allowances	46,027,470	46,027,470	52,429,707
3	212000	Wages	191,000	191,000	233,019
4	213000	Overtime	42,000	42,000	132,716
5	214000	Leave Fares	509,000	509,000	538,726
6	215000	Retirement Benefits, Pensions, Gratuities	287,000	287,000	933,296
7	217000	Contract Officers Education Benefits	-	-	-
8	22	T - Goods and Services	3,924,022	3,924,022	3,920,667
9	221000	Domestic Travel - Subsistence	251,858	251,858	251,858
10	222000	Travel - Subsistence	-	-	-
11	223000	Office Materials - Supplies	223,843	223,843	223,843
12	224000	Operational Materials - Supplies	1,921,151	1,921,151	1,921,151
13	225000	Transport - Fuel	543,336	543,336	539,981
14	226000	Administrative Consultancy Fees	100,000	100,000	100,000
15	227000	Other Operational Expenses	815,901	815,901	815,901
16	228000	Training	67,933	67,933	67,933
17	229000	Other Category for Donor Funded Projects	-	-	-
18	23	T - Utilities, Rentals and Property Costs	810,444	810,444	810,444
19	231000	Utilities	-	-	-
20	232000	Rentals - Property	620,771	620,771	620,771
21	233000	Routine Maintenance	189,673	189,673	189,673
22	25	T - Grants Subsidies and Transfers	5,401,911	5,401,911	5,401,911
23	251000	Membership Fees, Subscriptions & Contribution	27,115	27,115	27,115
24	252000	Grants - Transfers - Public Authorities	5,374,796	5,374,796	5,374,796
25	26	T - Acquisition of Existing Assets	0	0	0
26	261000	Acquisition of Lands, Buildings & Structures	-	-	-
27	27	T - Capital Formation	5,873,420	5,873,420	5,873,420
28	271000	Office Equipment, Furniture - Fittings	265,928	265,928	265,928
29	272000	Information & Communication Technology	-	-	-
30	273000	Motor Vehicles	-	-	-
31	274000	Feasibility Studies & Project Preparation	-	-	-
32	275000	Plant, Equipment - Machinery	512,624	512,624	512,624
33	276000	Construction, Renovation - Improvements	5,094,868	5,094,868	5,094,868
34	-	Grand Total	63,066,267	63,066,267	70,273,906

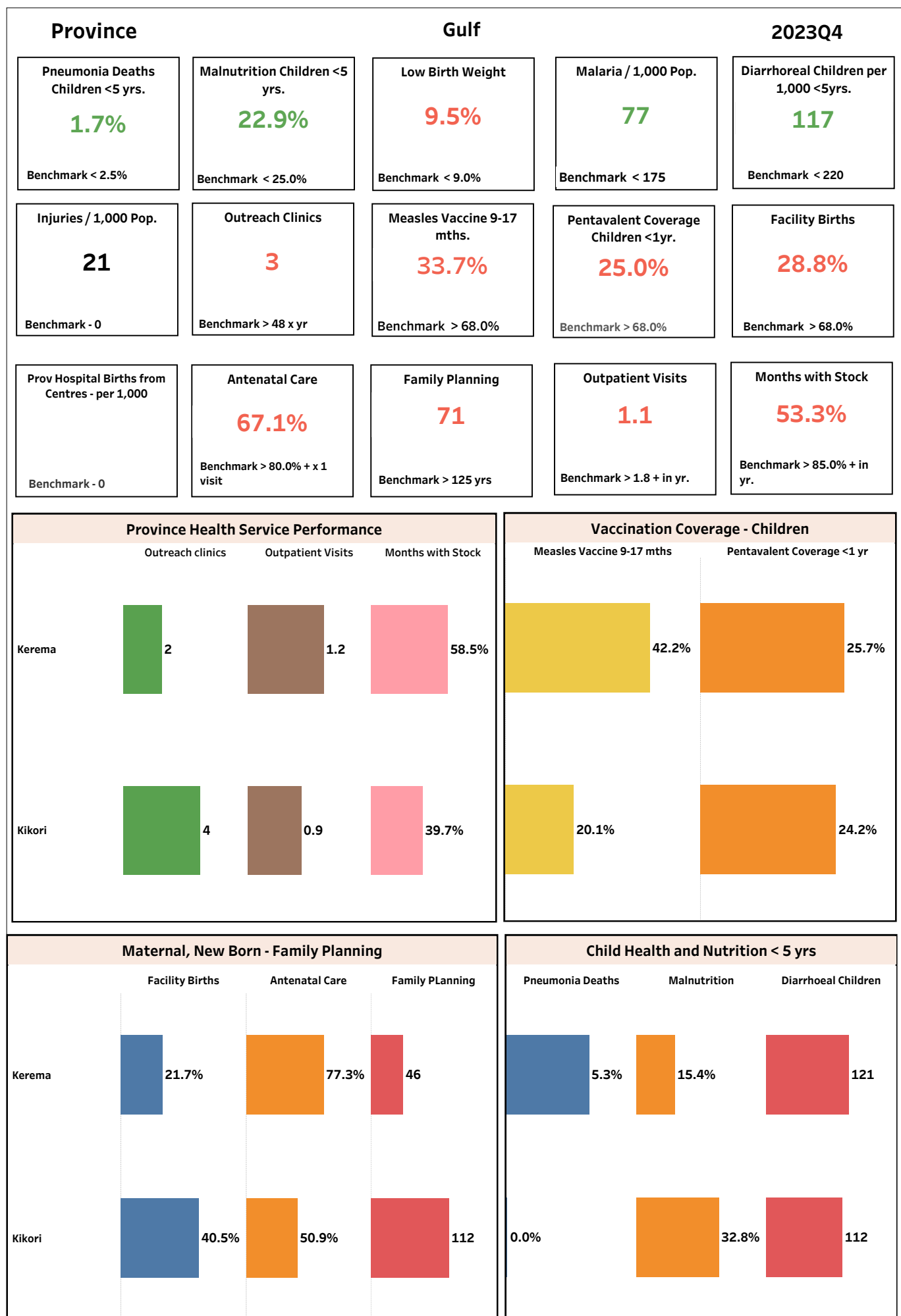


Gulf PHA

Province	Gulf				2023Q4
Population Growth	Population		Ranking Change - 2020 to 2023		Gulf Score
3.60%	206,096		19	18	19.52




Outpatient Attendances			
Provincial Hospital	Urban Clinic	Health Centre	Health Sub Centre
12,460	1,839	110,376	92,790













Performance Indicators and Ranking are 'Impacted' by timeliness and completeness of eNHIS Reporting











Monthly Reports Submitted - Hospitals (HO-R - Regional) (HO-P - Provincial) (HO-D - District)

Districts.	Facility.	Management	Inpatients	Outpatients	Deaths	
Kerema	Kerema HO-P	GoPNG	12	12	12	

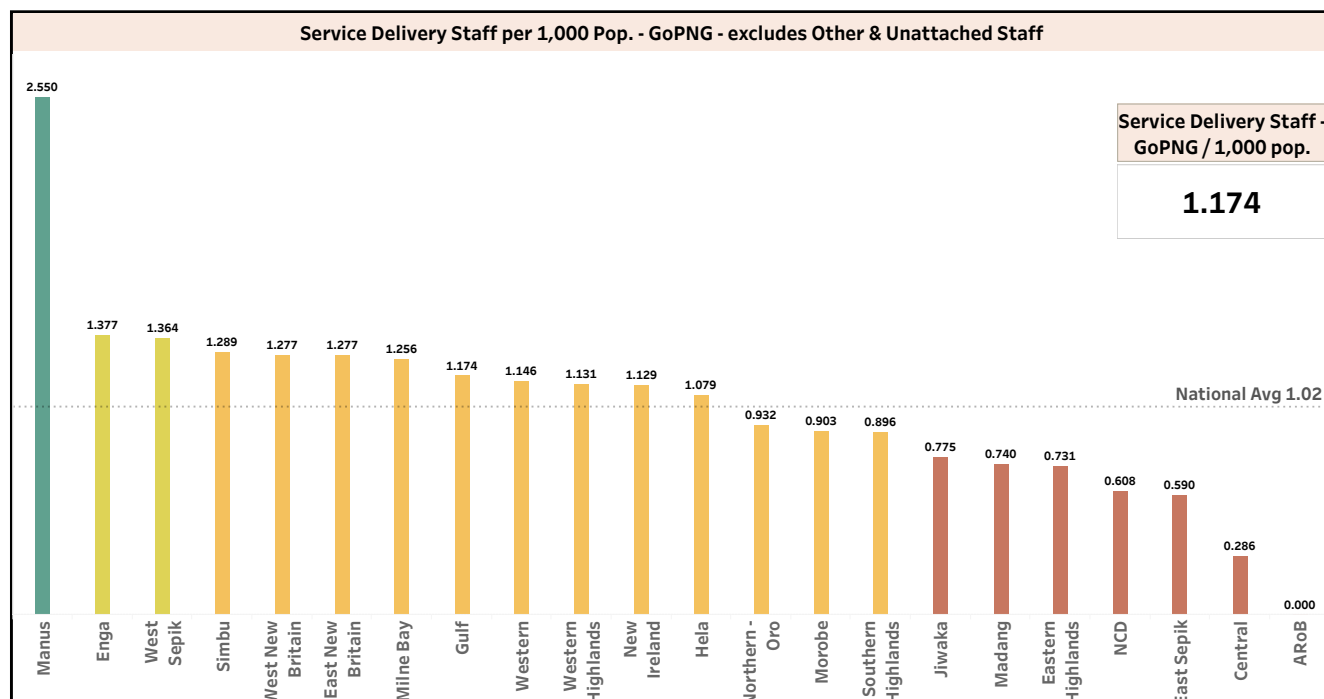
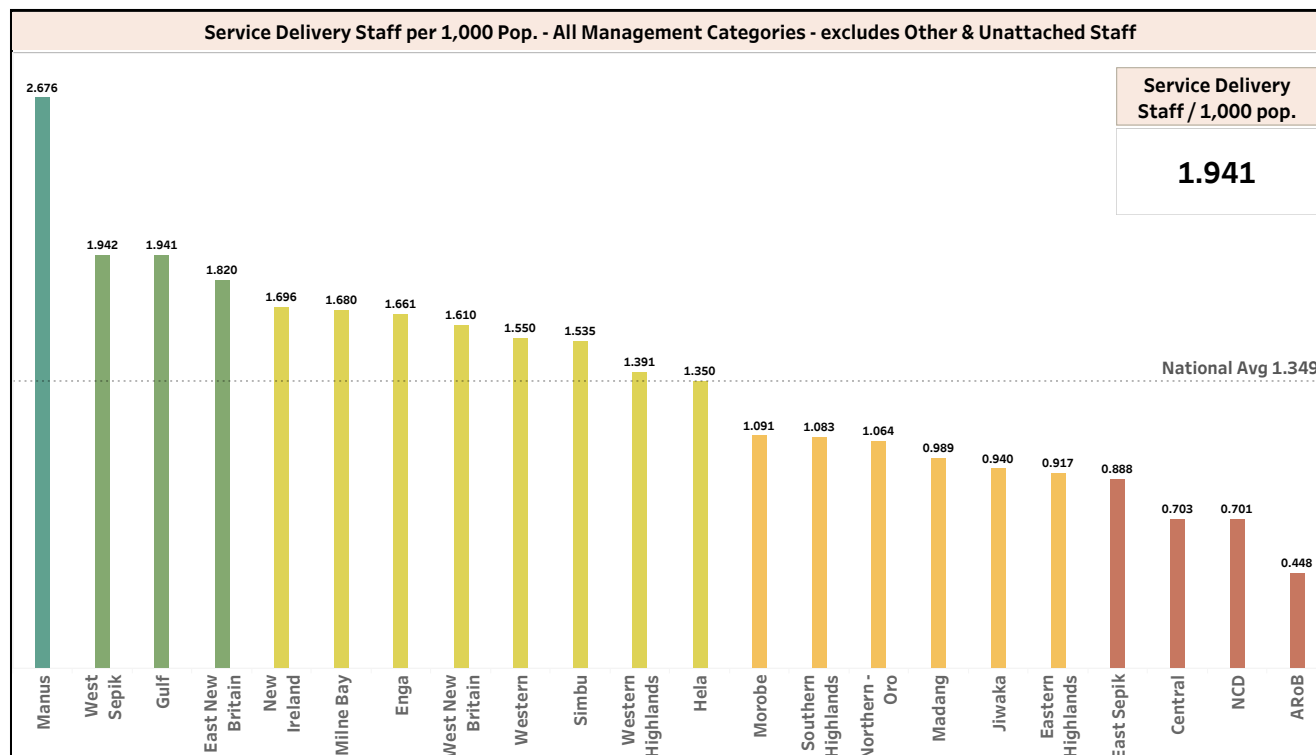
Monthly Reports Submitted - Health Centres (HC) and Urban Clinics (UC)

Districts.	Facility.	Management	Inpatients	Outpatients	Deaths	
Kerema	Kamina HC	Catholic Church Health Services	12	12	12	
	Kanabea HC	Catholic Church Health Services	12	12	12	
	Kaintiba HC	GoPNG	10	10	10	
	Kerema UC	GoPNG	12	12	12	
	Kukupi HC	GoPNG	10	10	10	
	Malalaua HC	GoPNG	12	12	12	
Kikori	Kapuna HC	CHS - Gulf Christian Service	12	12	12	
	Kikori HC	CHS - Gulf Christian Service	12	12	12	
	Baimuru HC	GoPNG	12	12	12	
	Ihu HC	GoPNG	12	12	12	

Monthly Reports Submitted - Community Health Posts (CHP) and Health Sub Centres (SC)

Districts.	Facility.	Management	Inpatients	Outpatients	Deaths	
Kerema	Bema SC	Catholic Church Health Services	12	12	12	
	Hawabango SC	Catholic Church Health Services	12	12	12	
	Iokea SC	GoPNG	12	12	12	
	Koaru SC	CHS - United	12	12	12	
	Lese Avihara SC	CHS - United	12	12	12	
	Murua SC	GoPNG	12	12	12	
	Putei SC	Catholic Church Health Services	12	12	12	
	Terapo SC	Catholic Church Health Services	12	12	12	
Kikori	Karauti SC	CHS - United	12	12	12	
	Orokolo SC	CHS - United	8	8	8	

Staffing Profile											Total Health Staff / 1,000 pop.
Management Category	Allied Health	CHW's	HEO's	Medical	Nursing	Other	Unattac..	Total Staff	M	F	
1 GoPNG	23	135	11	5	68	138	3	383	223	160	
2 Catholic Health Services	1	52	2	0	10	4	3	72	43	29	
3 Christian Health Services	0	70	1	0	22	53	0	146	77	69	
4 Other Non Govt Entities											
Grand Total	24	257	14	5	100	195	6	601	343	258	2.916



PHA - Board Membership			
Board Position	Member	Appointment Related Section	Expiry Date
-	Board Exceeded Expiry Date	-	27/03/2022
<div>Date of Most Recent</div> <div>Accreditation Survey</div> <div>External Financial Audit</div>			

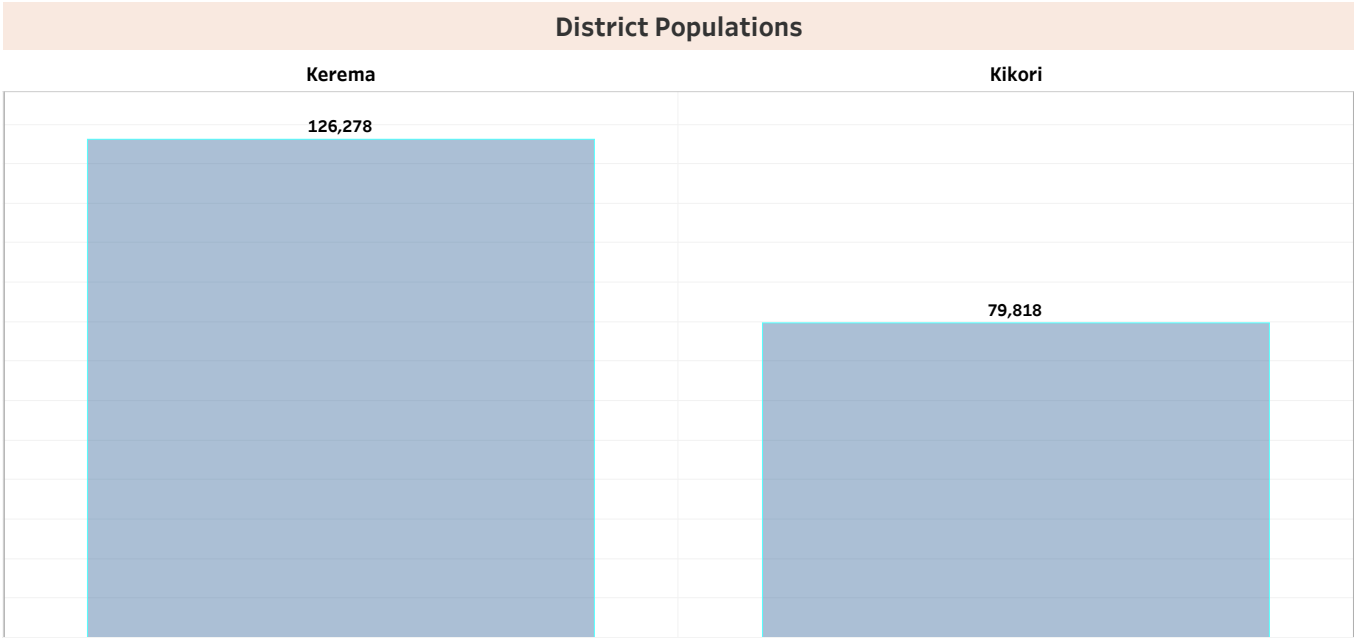
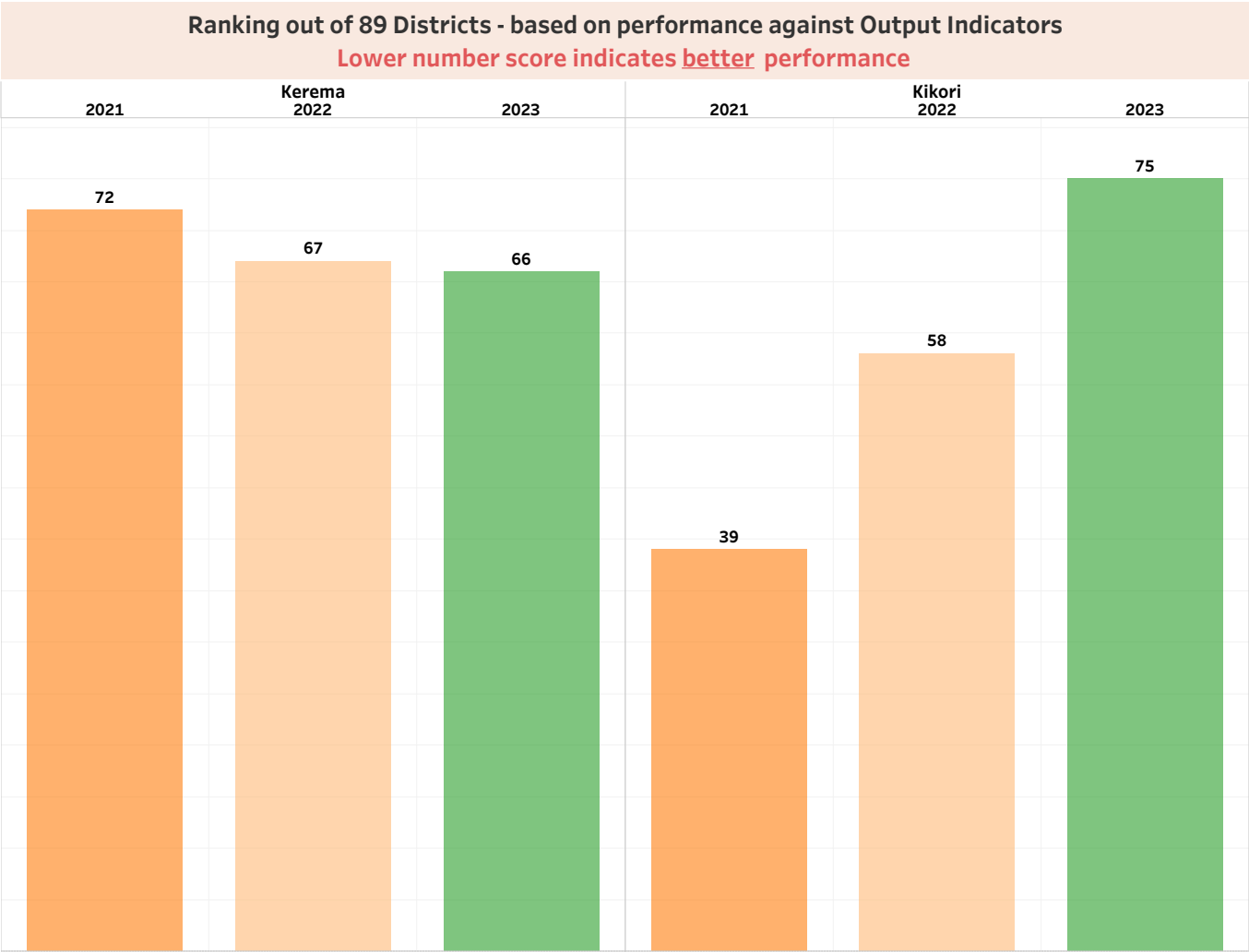
PHA - Senior Management Team				
S..	Senior Position	Officer	Contact Nums	Email
1	Chief Executive Officer	Maha, Alex Dr	72573215	almaha8@gmail.com
2	Manager - Medical Services	Lalam, Michael Dr	71083386	moritohelen993@yahoo.com
3	Deputy Director - Public Health	Bal, Bernard	70512156	phkerema@gmail.com
4	Manager - Nursing	Morito, Hellen	79821789	Moritohelen993@gmail.com
5	Manager - Support Services	Mefaramu, Lari	73672413	mefaramulari@gmail.com
6	Manager - District Health - Kikori	Donnie, Kunsy	74591446	donniekunsy@gmail.com
7	Manager - District Health - Kerema	Mwawesi, Yaukota	71264921	mwawesiy@gmail.com
8	Manager - Rural Health Program	Moisou, Bonny	73990949	bonnymoisou@gmail.com

Catholic Church Health Services - Senior Management Team			
CCHS Role	Officer	Contact Nums	Email
Bishop	Pedro Baquero, SDB	7050 3939	pbaquerosdb@gmail.com
Health Manager	Robert Miakore	74851323	keremahealth@gmail.com
Accountant	Joseph John Masso	6481062	keremahealth@gmail.com
M & E Officer	Neil Miviri	74440481	amiviri48@gmail.com

Recurrent Budget Report - Kina - (Data Source - Treasury) - **data not available for Drugs and Medical Supplies & Utilities**

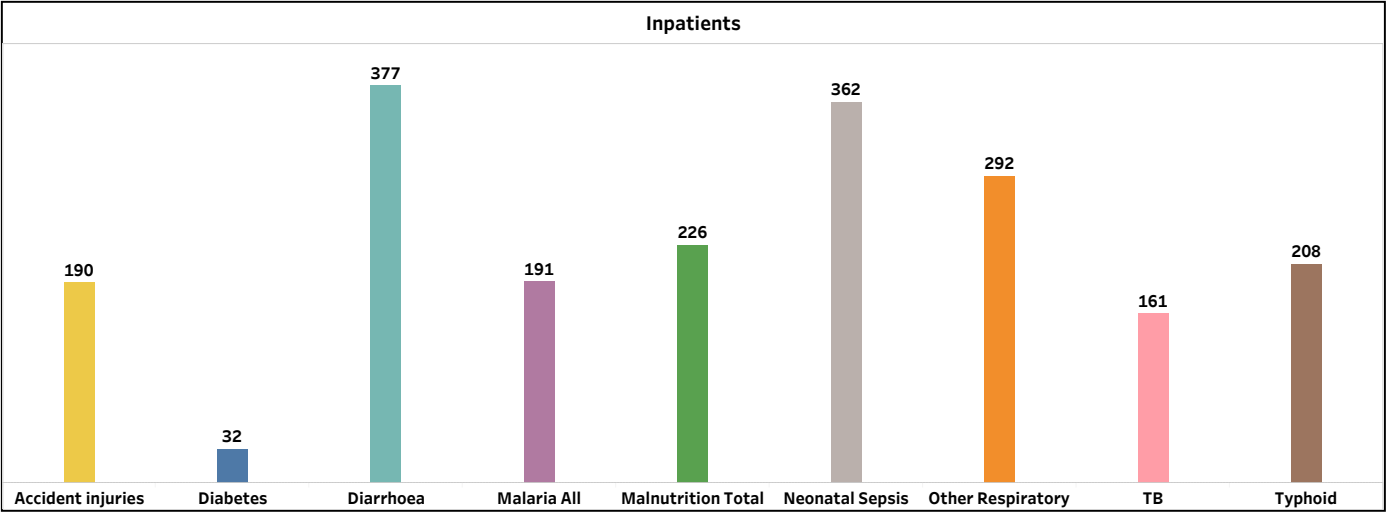
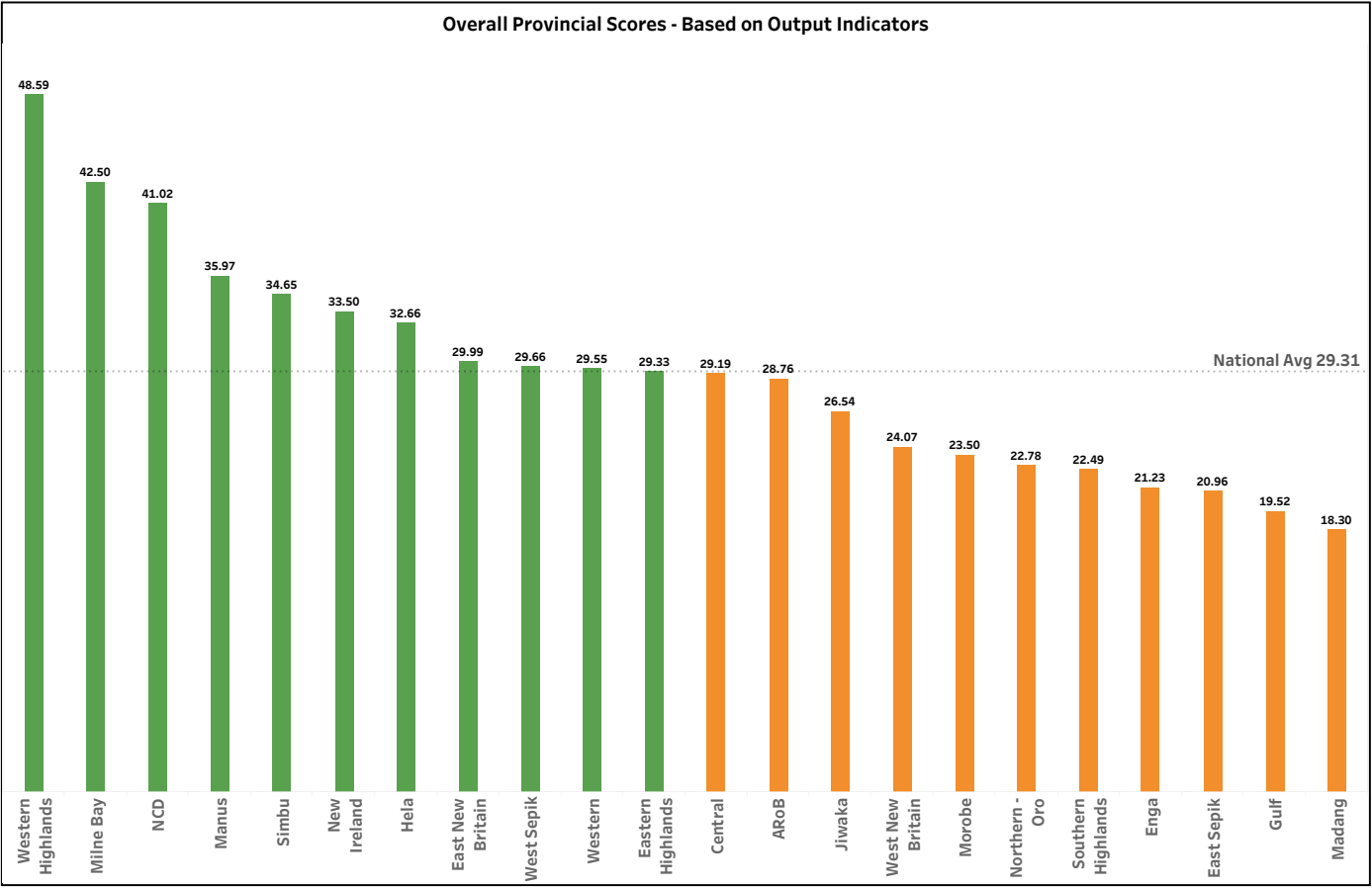
Management Category.	2023 - Budget	2023 - CFC	2023 - Expenditure	Expenditure per Capita	Discretionary Expenditure per Capita
GoPNG	31,084,937	31,084,937	32,581,246	150.83	38.23
Catholic Church Health Services	4,354,426	-	2,441,575		
Christian Health Services	14,964,231	-	6,475,374		
Total	50,403,594	31,084,937	41,498,195		

Overview Pane - GoPNG Budget Only					
Num	Activity Code	Description.	2023 - Budget.	2023 - CFC.	2023 - Expenditure.
1	21	T - Personnel Emoluments	20,408,900	20,408,900	21,905,209
2	211000	Salaries Allowances	19,415,438	19,415,438	21,165,140
3	212000	Wages	550,000	550,000	550,000
4	213000	Overtime	50,000	50,000	0
5	214000	Leave Fares	36,000	36,000	36,000
6	215000	Retirement Benefits, Pensions, Gratuities	357,462	357,462	154,069
7	217000	Contract Officers Education Benefits	-	-	-
8	22	T - Goods and Services	5,575,865	5,575,865	5,575,865
9	221000	Domestic Travel - Subsistence	128,720	128,720	128,720
10	222000	Travel - Subsistence	231,311	231,311	231,311
11	223000	Office Materials - Supplies	233,688	233,688	233,688
12	224000	Operational Materials - Supplies	2,884,917	2,884,917	2,884,917
13	225000	Transport - Fuel	227,500	227,500	227,500
14	226000	Administrative Consultancy Fees	38,305	38,305	38,305
15	227000	Other Operational Expenses	1,761,141	1,761,141	1,761,141
16	228000	Training	70,283	70,283	70,283
17	229000	Other Category for Donor Funded Projects	-	-	-
18	23	T - Utilities, Rentals and Property Costs	290,264	290,264	290,264
19	231000	Utilities	-	-	-
20	232000	Rentals - Property	278,881	278,881	278,881
21	233000	Routine Maintenance	11,383	11,383	11,383
22	25	T - Grants Subsidies and Transfers	4,809,908	4,809,908	4,809,908
23	251000	Membership Fees, Subscriptions & Contribution	-	-	-
24	252000	Grants - Transfers - Public Authorities	4,809,908	4,809,908	4,809,908
25	26	T - Acquisition of Existing Assets	0	0	0
26	261000	Acquisition of Lands, Buildings & Structures	-	-	-
27	27	T - Capital Formation	0	0	0
28	271000	Office Equipment, Furniture - Fittings	-	-	-
29	272000	Information & Communication Technology	-	-	-
30	273000	Motor Vehicles	-	-	-
31	274000	Feasibility Studies & Project Preparation	-	-	-
32	275000	Plant, Equipment - Machinery	-	-	-
33	276000	Construction, Renovation - Improvements	-	-	-
34	-	Grand Total	31,084,937	31,084,937	32,581,246



Hela PHA

Province	Hela				2023Q4
Population Growth	Population	Ranking Change - 2020 to 2023			
3.20%	320,773	8	6	9	7
					Hela Score
					32.66



Outpatient Attendances					
Provincial Hospital	District Hospital	Urban Clinic	Health Centre	Community Health Post	Health Sub Centre
43,361	31,024	4,036	13,592	7,734	317,700



Performance Indicators and Ranking are 'Impacted' by timeliness and completeness of eNHIS Reporting

Monthly Reports Submitted - Hospitals (HO-R - Regional) (HO-P - Provincial) (HO-D - District)

Districts.	Facility.	Management	Inpatients	Outpatients	Deaths	
Komo - Margarima	Margarima HO-D	GoPNG	12	12	12	■
Koroba - Kopiago	Koroba HO-D	GoPNG	12	12	12	■
Tari - Pori	Tari HO-P	GoPNG	12	12	12	■

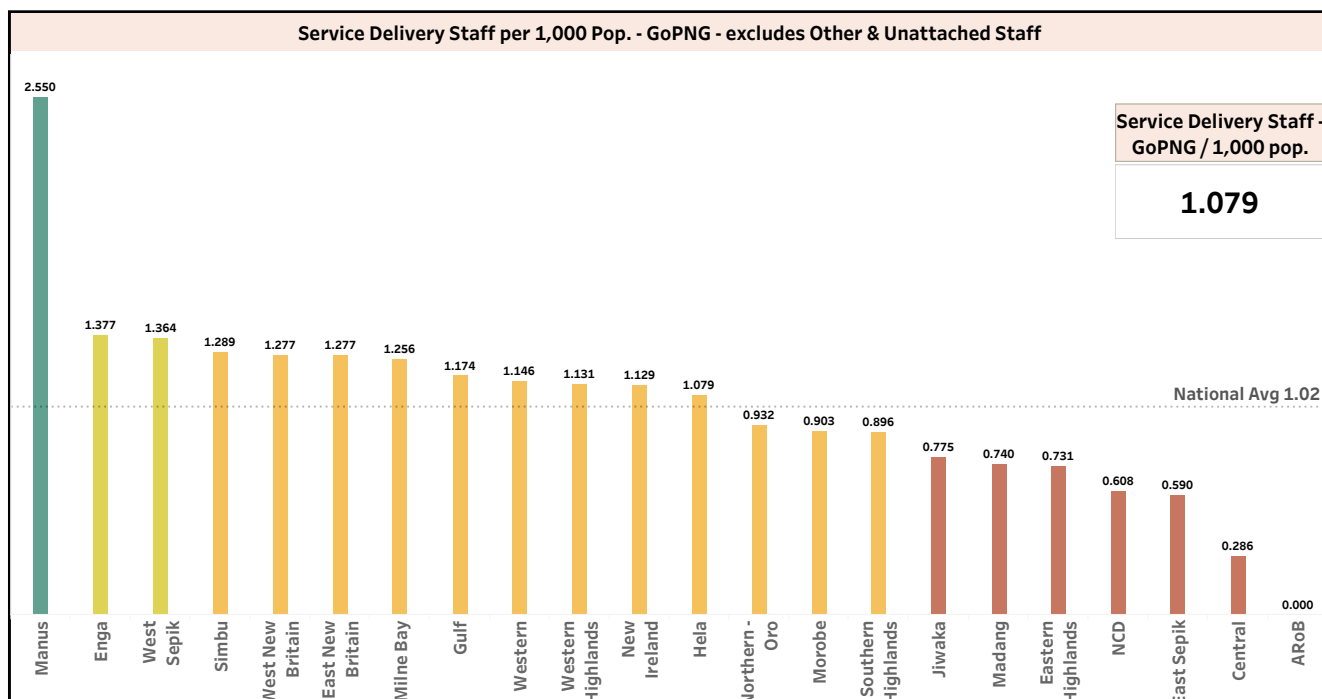
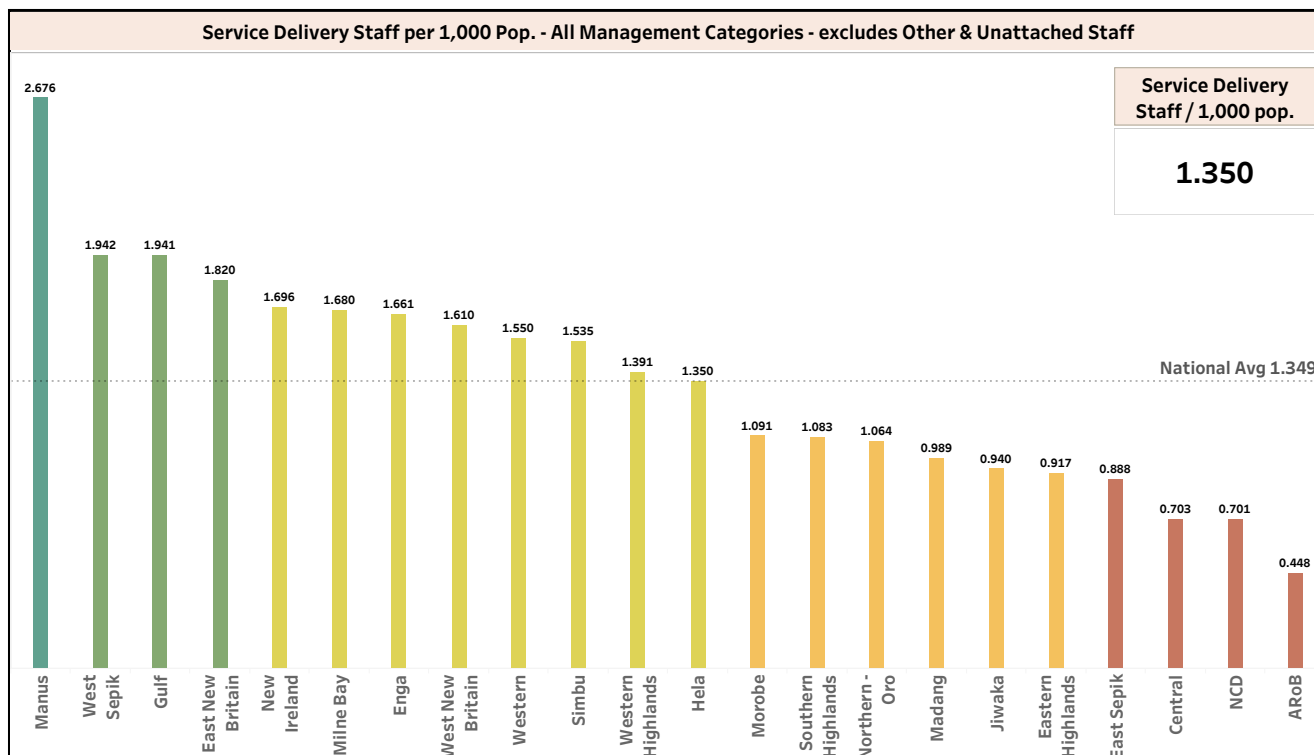
Monthly Reports Submitted - Health Centres (HC) and Urban Clinics (UC)

Districts.	Facility.	Management	Inpatients	Outpatients	Deaths	
Komo - Margarima	Komo HC	GoPNG	12	12	12	■
Koroba - Kopiago	Kopiago HC	GoPNG	11	11	11	■
Tari - Pori	Pai UC	GoPNG	8	8	8	■

Monthly Reports Submitted - Community Health Posts (CHP) and Health Sub Centres (SC)

Districts.	Facility.	Management	Inpatients	Outpatients	Deaths	
Komo - Margarima	Benalia SC	CHS - Evangelical Church of PNG	12	12	12	■
	Dauli SC	CHS - Evangelical Church of PNG	12	12	12	■
	Juni SC	GoPNG	3	3	3	■
	Karinja SC	CHS - Hela Good News	12	12	12	■
	Manada SC	CHS - Evangelical Church of PNG	12	12	12	■
	Panduaka SC	CHS - United		11	11	■
	Para SC	GoPNG	12	12	12	■
	Paua SC	GoPNG	12	12	12	■
	Tigibi SC	CHS - United	12	12	12	■
	Wabia SC	CHS - United	12	12	12	■
Koroba - Kopiago	Walagu SC	GoPNG	11	11	11	■
	Aluni CHP	CHS - Christian Apostolic Fellows..	12	12	12	■
	Guala SC	CHS - Christian Brethren Church	12	12	12	■
	Hedemari SC	GoPNG	12	12	12	■
	Kagoma SC	GoPNG	4	4	4	■
	Kakarene SC	GoPNG	12	12	12	■
	Kelabo SC	CHS - Christian Brethren Church	12	12	12	■
	Maria CHP	GoPNG	12	12	12	■
	Mogoro Fugwa SC	CHS - Wesleyan	12	12	12	■
	Paga SC	GoPNG	12	12	12	■
Tari - Pori	Pureni SC	Catholic Church Health Services	12	12	12	■
	Wanikipa SC	CHS - Lutheran	12	12	12	■
	Halongali SC	GoPNG	12	12	12	■
	Hangapo SC	CHS - United	12	12	12	■
	Hiwanda SC	Catholic Church Health Services	12	12	12	■
	Hungi SC	Catholic Church Health Services	11	11	11	■
	Idawi SC	CHS - Evangelical Church of PNG	12	12	12	■
	Karida SC	CHS - Evangelical Church of PNG	12	12	12	■
Tari - Pori	Paijaka SC	CHS - United	0	0	0	■
	Pori SC	CHS - Christian Brethren Church	12	12	12	■
	Tani Walete SC	CHS - Evangelical Church of PNG	12	12	12	■

Staffing Profile											Total Health Staff / 1,000 pop.
Management Category	Allied Health	CHW's	HEO's	Medical	Nursing	Other	Unattac..	Total Staff	M	F	
1 GoPNG	24	163	17	13	129	154	18	518	258	260	
2 Catholic Health Services	0	16	0	0	3	1	0	20	5	15	
3 Christian Health Services	0	44	0	0	24	34	0	102	54	48	
4 Other Non Govt Entities											
Grand Total	24	223	17	13	156	189	18	640	317	323	1.995



PHA - Board Membership			
Board Position	Member	Appointment Related Section	Expiry Date
-	Board Exceeded Expiry Date	-	10/07/2022
<div>Date of Most Recent</div> <div>Accreditation Survey</div> <div>External Financial Audit</div> <div>Dec 2022</div>			

PHA - Senior Management Team				
S..	Senior Position	Officer	Contact Nums	Email
1	Chief Executive Officer	Kintwa, James Dr	71000455	james.kintwa@gmail.com
2	Director - Curative Health Services	Tati, Sylvester Dr	73690461	sylvester.tati@yahoo.com
3	Director - Corporate Services	Peke, Andrew Tipi	74501270	amclymbee@gmail.com
4	Deputy Director - Medical Services	Kiak, Tana Dr	72169675	tanakiak@yahoo.com
5	Deputy Director - Primary Health	Hapolo, Rhondie	79697456	sr.rhapolo@gmail.com
6	Deputy Director - Nursing	Makanda, Freda	72778709	fmakanda59@gmail.com
7	Chief Nursing Officer - Clinical	Kipo, Nancy	-	kiponancy16@gmail.com
8	Chief Nursing Officer - Admin	Habolo, Marape	79087117	tobiasmarape@gmail.com
9	Manager - HR	Apa, Robert	71013066	aparobert46@gmail.com
10	Manager - Finance	Yanari, Richard	72171153	meclailo777@gmail.com
11	Manager - Administration	Hilai, Paul	71417385	philai4317@gmail.com

Catholic Church Health Services - Senior Management Team			
CCHS Role	Officer	Contact Nums	Email
Bishop	Donald Lippert, OFM Cap	7279 1212	dlippert.mendi@gmail.com
Health Manager	Winnie William	71035335	catholichealthmendi@gmail.com
Accountant	Bill Brett	71520477	catholichealthmendi@gmail.com
M & E Officer	Br. Venantuis Tovaluta	73369948	tovalutav@gmail.com

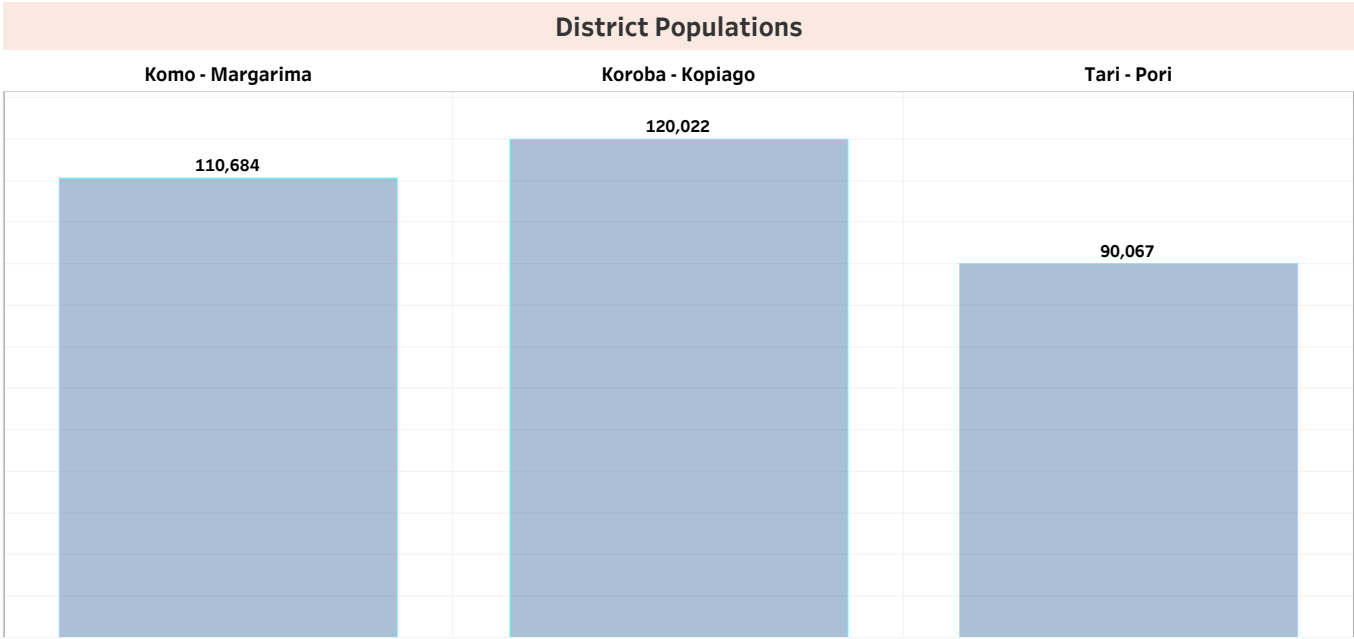
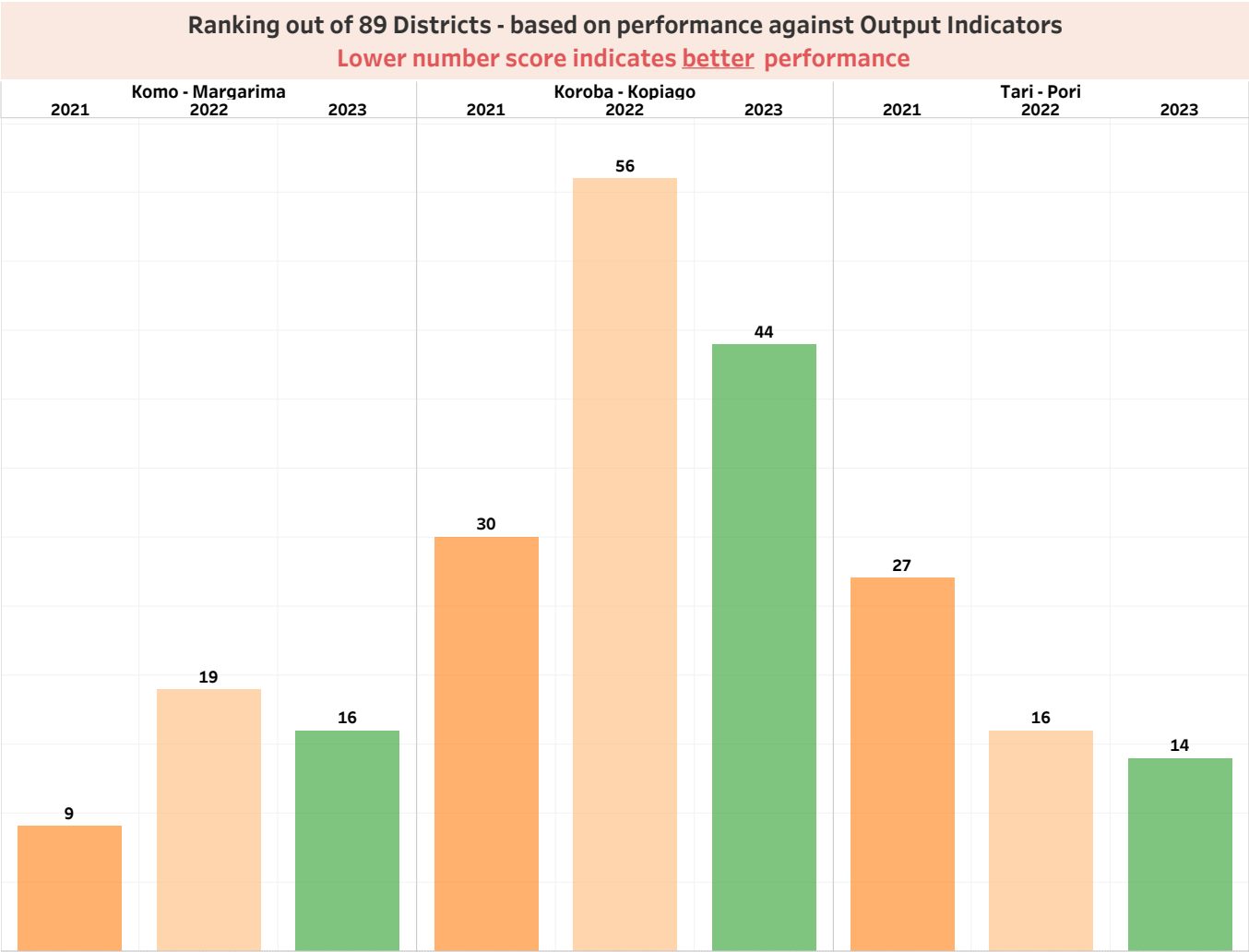
Health Facility Profile - Government and Non Government				
Type	L2 - CHP / HSC.	L3 - HC / UC.	L4 - Dist Hosp	L5 - Prov Hosp
Major Hospital				1
District Hospital			2	
Urban Clinic		1		
Health Centre		2		
Community Health ..	30			
Grand Total	30	3	2	1

Capital Investment & Asset Management Initiatives									
.	Facility/District	Project	Plan	Design	Contract	Progress	Funding	Budget - Total	Spend in 2023
1	23940 Hela PHA	Infrastructure Develop	-	-	-	-	GoPNG - PIP	16,600,000	4,000,000
2	Tari HO-P	Redevelop to Level 5 - A & E Bld completed	Yes	Yes	-	100%	GoPNG - PIP	15,000,000	15,000,000
3	" "	Infectious Disease Bldg	Yes	Yes	Yes	70%	GoPNG - PIP	1,096,041	804,507
4	" "	Accom - Staff - 8 x 2 bed Duplex	Yes	Yes	Yes	40%	GoPNG - PIP	2,700,000	-
5	" "	Accom - Staff - 28 bed - Males	Yes	Yes	Yes	15%	GoPNG - PIP	2,100,000	281,169
6	Hela Provincial Hospital	Accom - Transit - 20 bed	Yes	Yes	Yes	90%	GoPNG - PIP	750,000	124,787
7	" "	Surgical Ward Extension	Yes	Yes	-	-	GoPNG - PIP	600,000	-
8	" "	Medical Equip	-	-	Yes	100%	GoPNG - PIP	1,000,000	916,782
9	" "	Orthotic & Prosthetic Bldg	Yes	Yes	Yes	60%	GoPNG - PIP	80,120	-
10	" "	Biomedical Eng Bldg	Yes	Yes	Yes	90%	GoPNG - PIP	126,926	-
11	" "	Paed Ward Renovation	Yes	Yes	Yes	100%	GoPNG - PIP	85,426	168,860
12	" "	Staff house maintenance	Yes	Yes	Yes	80%	GoPNG - PIP	200,000	69,016
13	" "	ICT Cabling	Yes	Yes	Yes	100%	GoPNG - PIP	225,756	222,602
14	" "	ICT servers & workstations	Yes	Yes	Yes	80%	GoPNG - PIP	477,325	204,042
15	" "	PABX	Yes	Yes	Yes	95%	GoPNG - PIP	450,711	40,564
16	" "	Bore water x 2	Yes	Yes	Yes	100%	GoPNG - PIP	210,000	180,201
17	" "	8 x 3 bed Houses by Hela PG - rear of doctors compound	Yes	Yes	Yes	50%	PSIP	0	-
18	Koroba HO-D	Topographic & Geotech Surveys	Yes	Yes	Yes	100%	PSIP	42,977	42,977
19	" "	Accom - Staff x 3 bed	Yes	Yes	-	-	GoPNG - PIP	350,000	-
20	" "	Fencing Project 1	Yes	Yes	Yes	100%	GoPNG - PIP	500,000	442,654
21	Margarima HO-D	Accom - Staff x 3 bed	Yes	Yes	Yes	80%	GoPNG - PIP	500,000	218,634
22	" "	Fencing Project 2	Yes	Yes	Yes	100%	GoPNG - PIP	450,000	489,097
23	" "	Rain Water Tanks	Yes	Yes	Yes	100%	GoPNG - PIP	63,000	63,000
24	" "	Topographic & Geotech Surveys	Yes	Yes	Yes	40%	PSIP	42,977	42,977
25	Kopiago HC	Redevelop via HSSDP	Yes	Yes	Yes	40%	DFAT Grant	25,000,000	4,352,753
26	Tari Pori District	5 x Aid Posts	Yes	Yes	Yes	60%	GoPNG - PIP	1,500,000	661,984
27	Koroba - Kopiago District	4 x Aid Posts	Yes	Yes	Yes	25%	GoPNG - PIP	1,600,000	256,819
28	Komo Health Centre	Topographic & Geotech Surveys	Yes	Yes	Yes	100%	GoPNG - PIP	136,968	136,968
29	Juni CHP	Staff house maintenance	Yes	Yes	Yes	95%	GoPNG - PIP	72,197	-
30	Karinza HC	Protect Maternity Bldg against land slides.	Yes	Yes	Yes	100%	GoPNG - PIP	156,750	-

Recurrent Budget Report - Kina - (Data Source - Treasury) - **data not available for Drugs and Medical Supplies & Utilities**

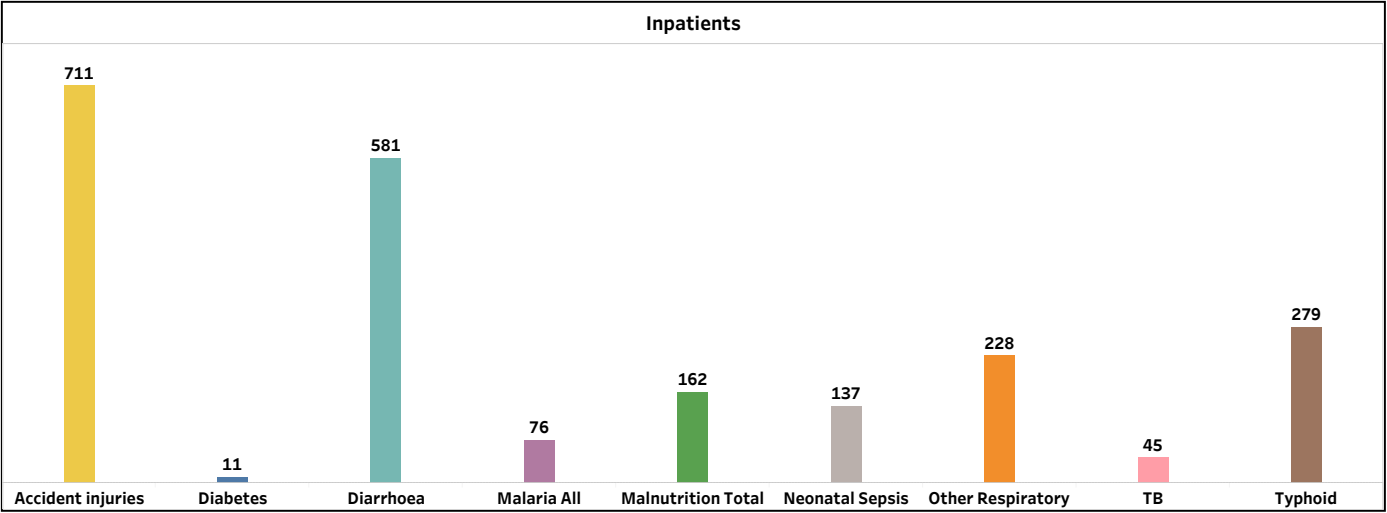
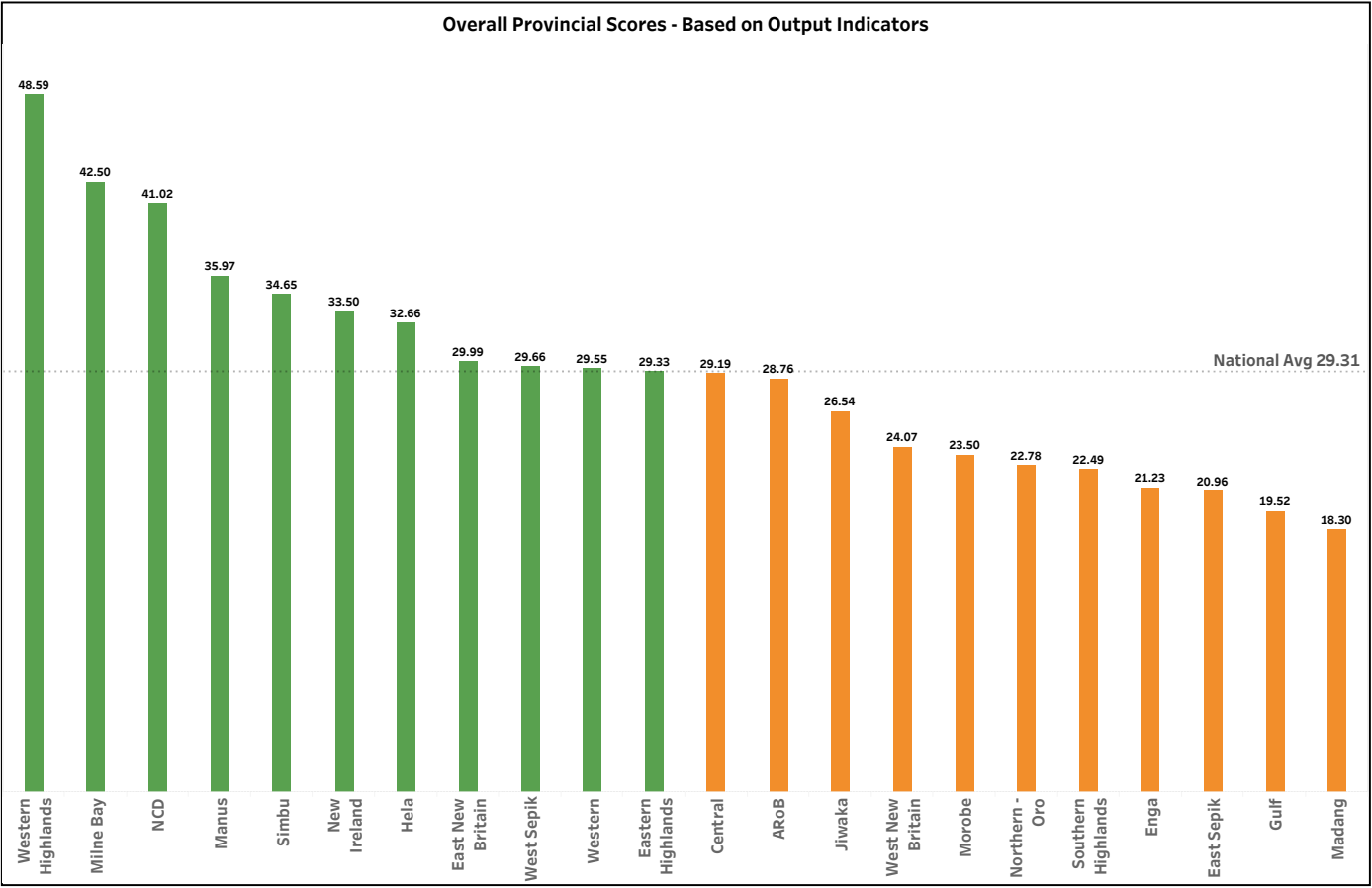
Management Category.	2023 - Budget	2023 - CFC	2023 - Expenditure	Expenditure per Capita	Discretionary Expenditure per Capita
GoPNG	42,854,093	42,854,093	42,657,744	103.71	16.94
Catholic Church Health Services	916,149	-	675,603		
Christian Health Services	9,592,650	-	5,070,929		
Total	53,362,892	42,854,093	48,404,276		

Overview Pane - GoPNG Budget Only					
Num	Activity Code	Description.	2023 - Budget.	2023 - CFC.	2023 - Expenditure.
1	21	T - Personnel Emoluments	29,034,490	29,034,490	28,838,141
2	211000	Salaries Allowances	26,494,013	26,494,013	26,215,081
3	212000	Wages	1,160,727	1,160,727	1,160,727
4	213000	Overtime	218,000	218,000	341,904
5	214000	Leave Fares	558,000	558,000	558,000
6	215000	Retirement Benefits, Pensions, Gratuities	603,750	603,750	562,429
7	217000	Contract Officers Education Benefits	-	-	-
8	22	T - Goods and Services	3,302,087	3,302,087	3,302,087
9	221000	Domestic Travel - Subsistence	85,086	85,086	85,086
10	222000	Travel - Subsistence	-	-	-
11	223000	Office Materials - Supplies	106,360	106,360	106,360
12	224000	Operational Materials - Supplies	1,127,585	1,127,585	1,127,585
13	225000	Transport - Fuel	290,073	290,073	290,073
14	226000	Administrative Consultancy Fees	-	-	-
15	227000	Other Operational Expenses	1,671,787	1,671,787	1,671,787
16	228000	Training	21,196	21,196	21,196
17	229000	Other Category for Donor Funded Projects	-	-	-
18	23	T - Utilities, Rentals and Property Costs	1,034,584	1,034,584	1,034,584
19	231000	Utilities	-	-	-
20	232000	Rentals - Property	931,810	931,810	931,810
21	233000	Routine Maintenance	102,774	102,774	102,774
22	25	T - Grants Subsidies and Transfers	6,452,100	6,452,100	6,452,100
23	251000	Membership Fees, Subscriptions & Contribution	-	-	-
24	252000	Grants - Transfers - Public Authorities	6,452,100	6,452,100	6,452,100
25	26	T - Acquisition of Existing Assets	0	0	0
26	261000	Acquisition of Lands, Buildings & Structures	-	-	-
27	27	T - Capital Formation	3,030,832	3,030,832	3,030,832
28	271000	Office Equipment, Furniture - Fittings	17,482	17,482	17,482
29	272000	Information & Communication Technology	-	-	-
30	273000	Motor Vehicles	-	-	-
31	274000	Feasibility Studies & Project Preparation	-	-	-
32	275000	Plant, Equipment - Machinery	13,350	13,350	13,350
33	276000	Construction, Renovation - Improvements	3,000,000	3,000,000	3,000,000
34	-	Grand Total	42,854,093	42,854,093	42,657,744



Jiwaka PHA

Province	Jiwaka				2023Q4
Population Growth	Population	Ranking Change - 2020 to 2023			
5.60%	375,440	16	12	15	14
					Jiwaka Score
					26.54




Outpatient Attendances			
Provincial Hospital	Urban Clinic	Health Centre	Health Sub Centre
63,959	22,095	68,481	95,331



Performance Indicators and Ranking are 'Impacted' by timeliness and completeness of eNHIS Reporting







Monthly Reports Submitted - Hospitals (HO-R - Regional) (HO-P - Provincial) (HO-D - District)

Districts.	Facility.	Management	Inpatients	Outpatients	Deaths	
Angalimp - South Waghi	Kudjip HO-P	CHS - Nazarene Health Ministries	12	12	12	

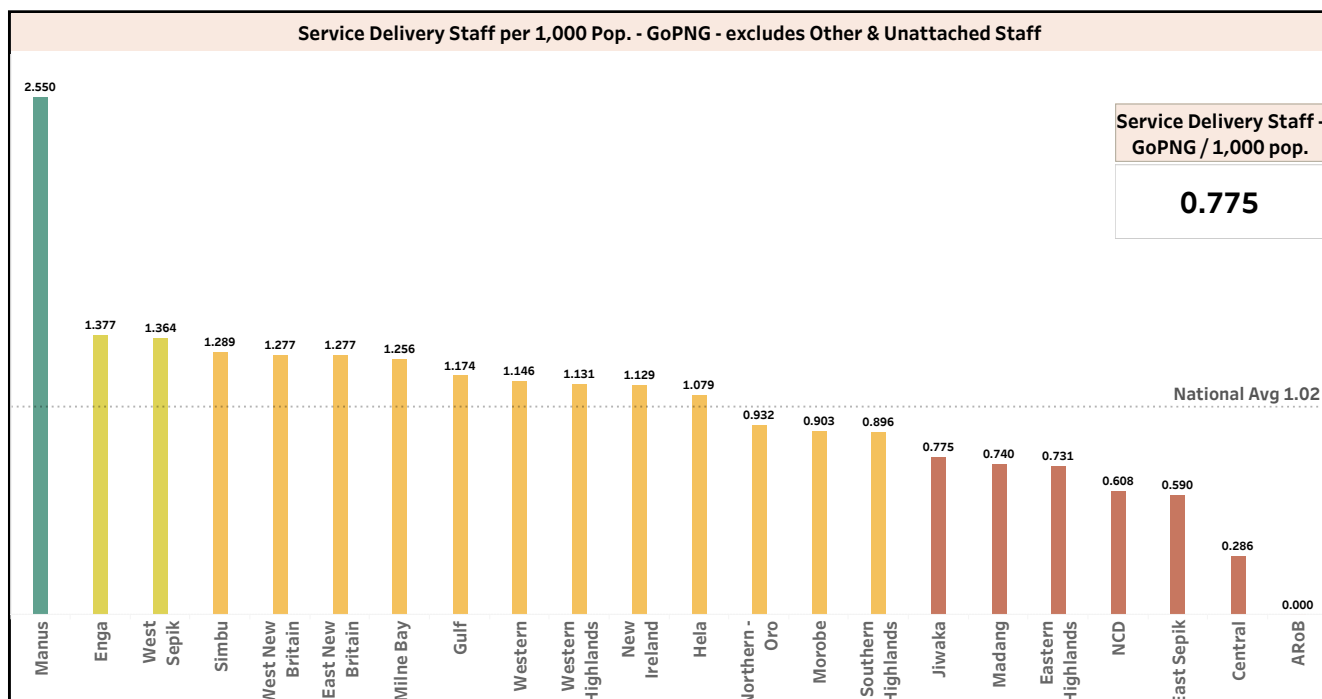
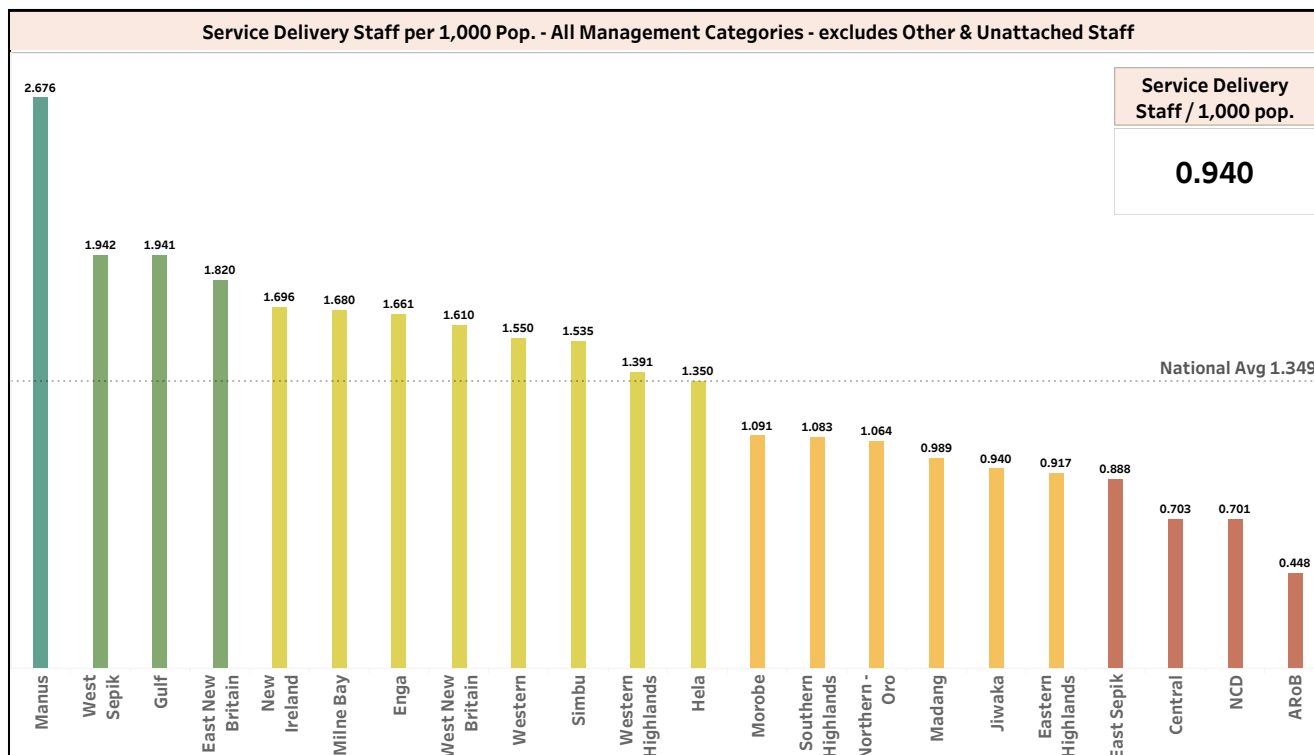
Monthly Reports Submitted - Health Centres (HC) and Urban Clinics (UC)

Districts.	Facility.	Management	Inpatients	Outpatients	Deaths	
Angalimp - South Waghi	Kindeng HC	GoPNG	12	12	12	
	Minj HC	GoPNG	10	10	10	
Jimi	Koinambe HC	CHS - Anglican	12	12	12	
	Kol HC	GoPNG	12	12	12	
	Tabibuga HC	GoPNG	12	12	12	
North Waghi	Banz No. 2 UC	Catholic Church Health Services	12	12	12	
	Banz No. 1 UC	CHS - Lutheran	12	12	12	
	Kimil HC	GoPNG	12	12	12	
	Nondugl HC	GoPNG	12	12	12	

Monthly Reports Submitted - Community Health Posts (CHP) and Health Sub Centres (SC)

	Facility.	Management	Inpatients	Outpatients	Deaths	
Angalimp - South Waghi	Aviamp SC	CHS - Christian Apostolic Fellowship	12	12	12	
	Ketepam SC	Catholic Church Health Services	11	11	11	
	Kurki SC	GoPNG	12	12	12	
	Madan SC	NGO - Arabica Highlands Coffee	12	12	12	
	Mount Au SC	GoPNG	10	10	10	
	Polga SC	GoPNG	12	12	12	
	Tombil SC	CHS - Seventh-Day Adventist	12	12	12	
	Tsigmil - Kolamel SC	CHS - Evangelical Brotherhood Church	12	12	12	
Jimi	Ambullua SC	Catholic Church Health Services	7	7	7	
	Kumbants SC	CHS - Evangelical Brotherhood Church	12	12	12	
	Olna SC	GoPNG	12	12	12	
	Togban SC	CHS - Anglican	11	11	11	
	Tsendiap SC	CHS - Anglican	5	5	5	
	Waramanz SC	CHS - Evangelical Brotherhood Church	12	12	12	
North Waghi	CLTC SC	NGO	12	12	12	
	Dona SC	CHS - Evangelical Brotherhood Church	12	12	12	
	Fatima SC	Catholic Church Health Services	12	12	12	
	Norba SC	Catholic Church Health Services	12	12	12	

Staffing Profile											Total Health Staff / 1,000 pop.
Management Category	Allied Health	CHW's	HEO's	Medical	Nursing	Other	Unattac..	Total Staff	M	F	
1 GoPNG	20	162	17	1	91	90	11	392	235	157	
2 Catholic Health Services	1	8	0	0	7	0	2	18	10	8	
3 Christian Health Services	0	28	0	0	18	44	0	90	49	41	
4 Other Non Govt Entities											
Grand Total	21	198	17	1	116	134	13	500	294	206	1.332



PHA - Board Membership			
Board Position	Member	Appointment Related Section	Expiry Date
Chair	John Kumie	Sec. 17 (2) (f) - Community Rep	24/05/2025
Deputy Chair	Robert Mun Kupa	Sec. 17 (2) (f) - Community Rep	24/05/2025
Members	Dr. Lucy John	Sec. 17 (2) (a) - NDoH Rep	24/05/2025
	Rev. Andrew Akus	Sec. 17 (2) (d) - Religious Denomination	24/05/2025
	Ms. Lilly Be'soer	Sec. 17 (2) (e) - Women in Community	24/05/2025
	Andrew Tants	Sec. 17 (2) (f) - Community Rep	24/05/2025
	John Ding	Sec. 17 (2) (f) - Community Rep	24/05/2025
	Paul Kemga	Sec. 17 (2) (f) - Community Rep	24/05/2025
	Joesph Karap	Sec. 17 (5) Ex - Officio	24/05/2025

Date of Most Recent

Accreditation Survey

External Financial
Audit

PHA - Senior Management Team				
S..	Senior Position	Officer	Contact Nums	Email
1	Chief Executive Officer	Turi, K. Thaddaeus	79301096	turi.thaddeus@gmail.com
2	Director - Public Health	Bang, Kolly	74264470	kollynhm@gmail.com
3	Director - Corporate Services	Kole, Jack	79594804	jacpskojiwaka@gmail.com
4	Deputy Director - Medical Services	Aska, Marie Dr	-	-
5	Deputy Director - Public Health	Mombo, Joseph	-	-
6	Deputy Director - District Health	Teveko, Donald	-	-
7	Deputy Director - Nursing	Pia, David	-	-
8	Deputy Director - Finance & Admin	Ange, Ruben	71265510	angee2010@gmail.com
9	Deputy Director - Facilities & Operations	Windinga, Tul	-	-
10	Coordinator - Disease Control	Gene, John	-	-
11	Manager - District Health - Anglimp South Waghi	Gola, Kuk	-	-
12	Manager - District Health - Jimi	Kumba, Augustine	73301580	augbakia@gmail.com
13	Manager - District Health - North Waghi	Bomai, Nang	-	-
14	Coordinator - Nursing	Kaieng, Micca Z	-	-
15	Coordinator - Rural Out Reach	Dowi, Robert Kout	-	-
16	Manager - HR	Rumba, Thomas	-	-
17	Deputy Director - Policy - Planning	Bal, Bernard	-	-

Catholic Church Health Services - Senior Management Team			
CCHS Role	Officer	Contact Nums	Email
Archbishop	Douglas Young, SVD	7219 3332 / 7531 4157	dwyoung.hagen@gmail.com
Health Manager	Fr. Peter Ripa - SOLT	7104 6680/73679098	kcpadrepitasolt@gmail.com
Accountant	Charlie Kulda	72258890	charliekulda1@gmail.com
M & E Officer	Sharon Geru	71615622	shageru0@gmail.com

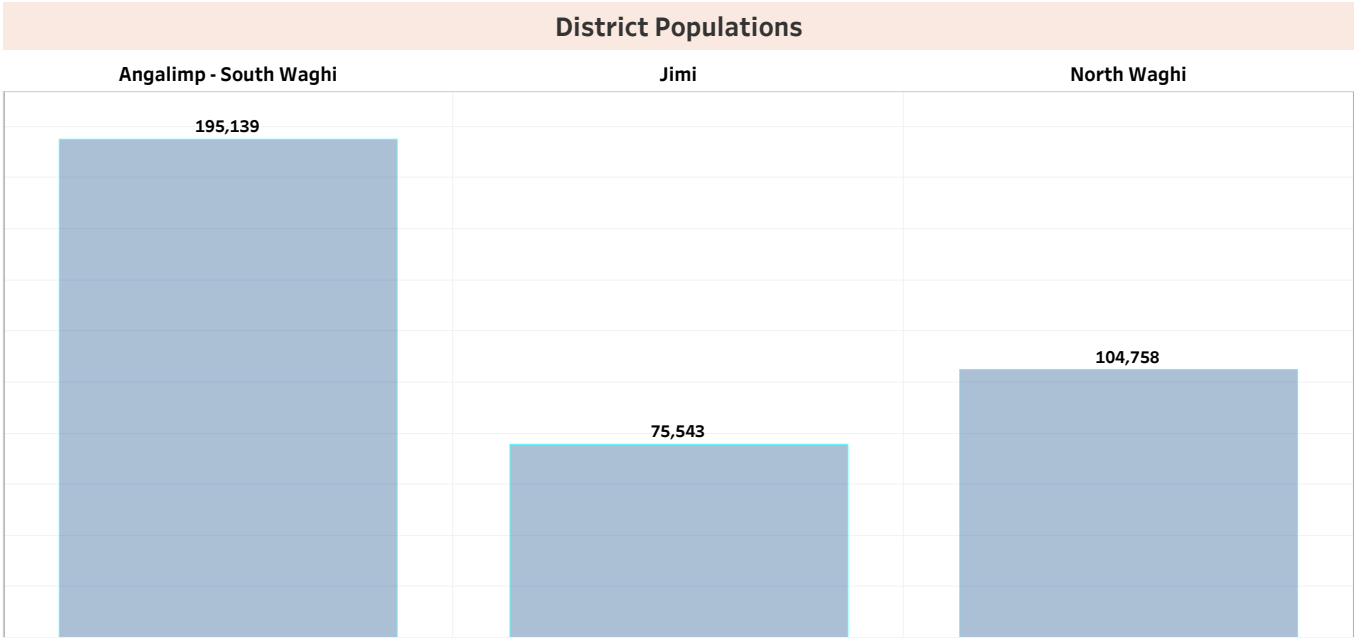
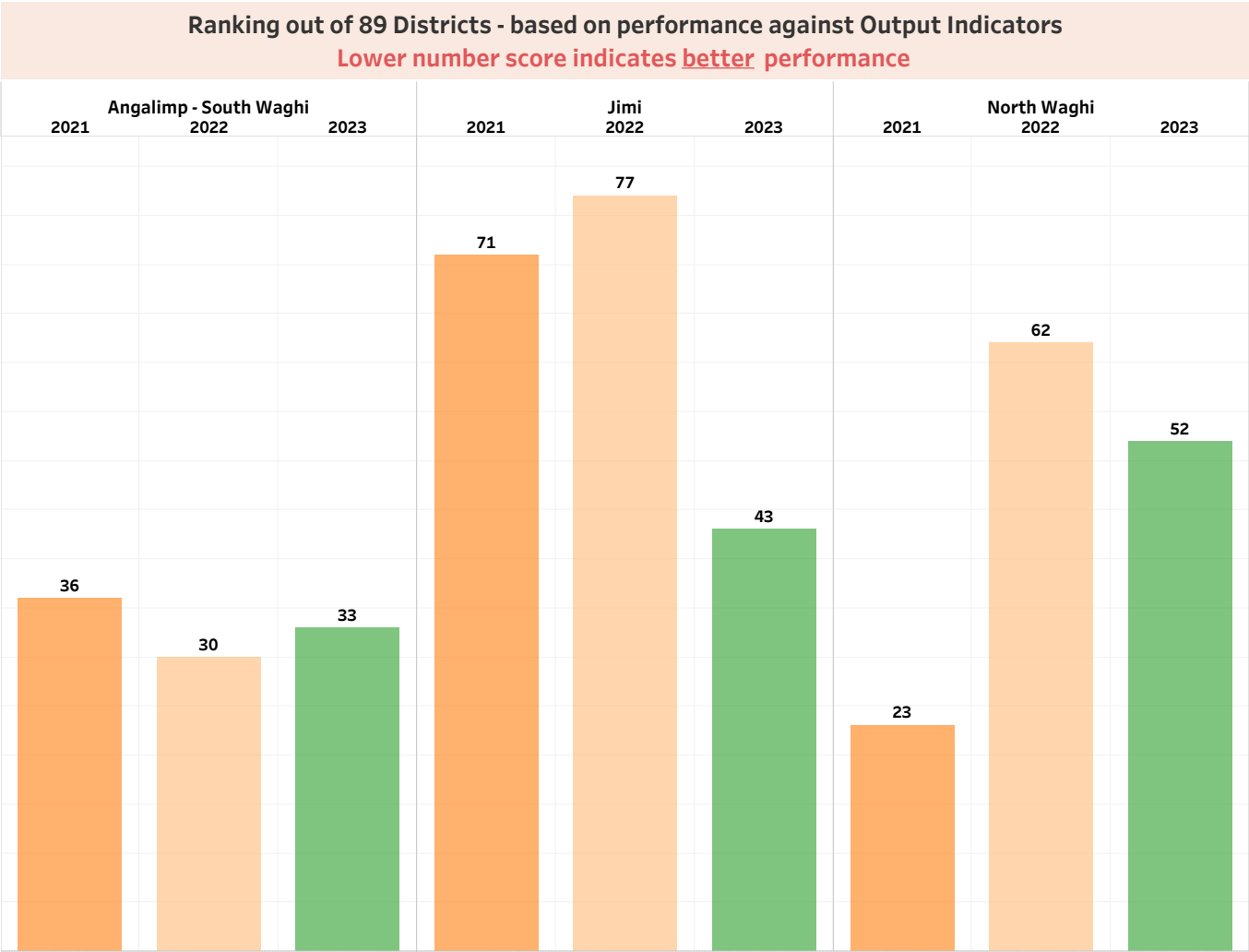
Health Facility Profile - Government and Non Government				
Type	L2 - CHP / HSC.	L3 - HC / UC.	L4 - Dist Hosp	L5 - Prov Hosp
Major Hospital				1
Urban Clinic		2		
Health Centre		8		
Community Health ..	18			
Health Sub Centre	1			
Grand Total	19	10		1

Capital Investment & Asset Management Initiatives									
.	Facility/District	Project	Plan	Design	Contract	Progress	Funding	Budget - Total	Spend in 2023
1	23937 Jiwaka	Prov Hospital Redevelop - Kudjip HO-P	-	-	-	-	GoPNG - PIP	4,000,000	4,000,000

Recurrent Budget Report - Kina - (Data Source - Treasury) - **data not available for Drugs and Medical Supplies & Utilities**

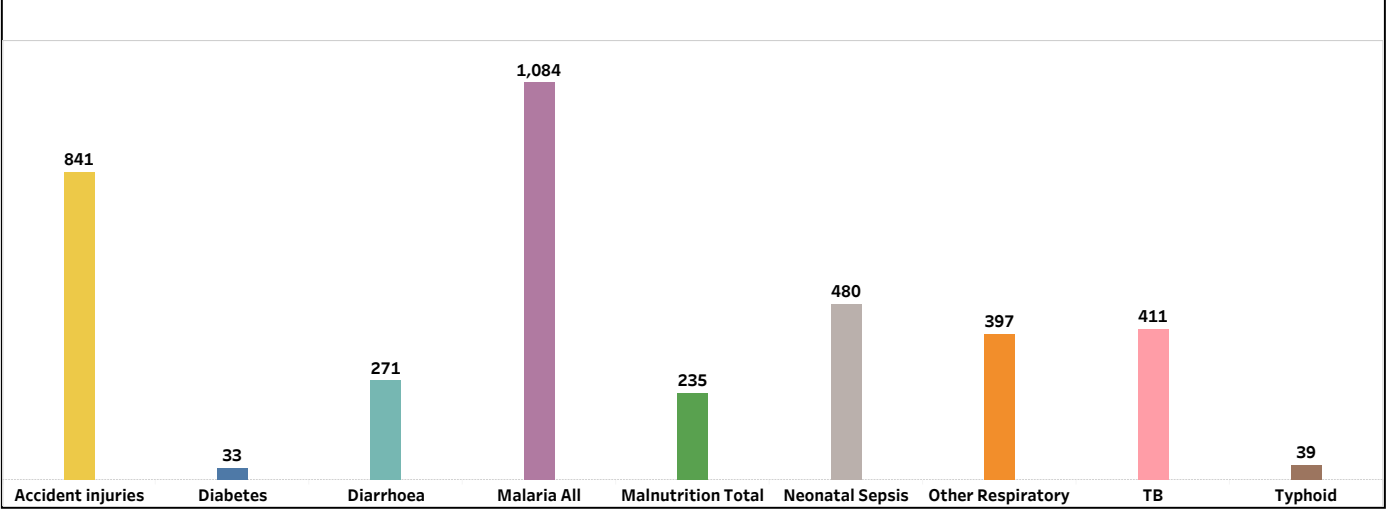
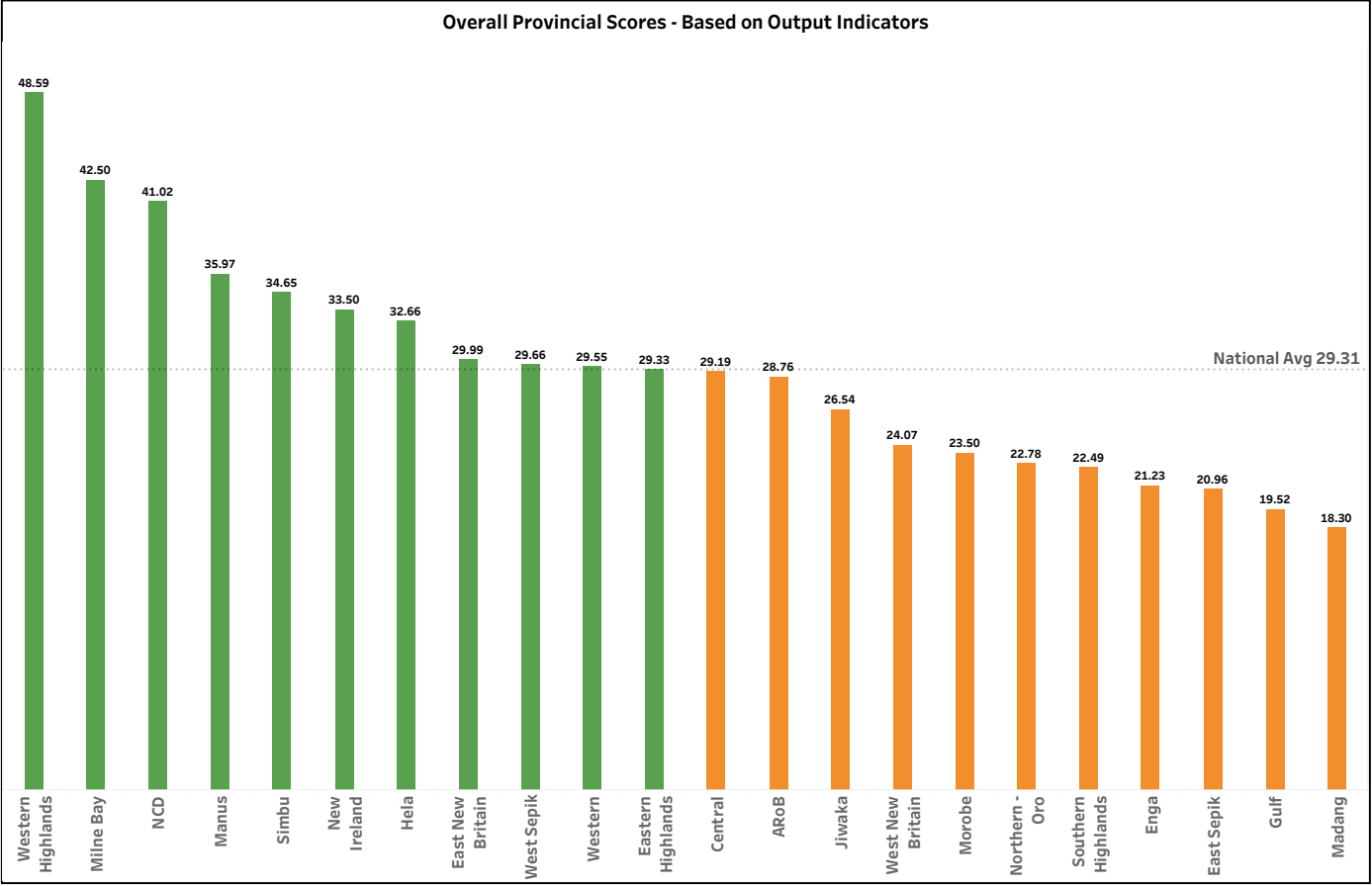
Management Category.	2023 - Budget	2023 - CFC	2023 - Expenditure	Expenditure per Capita	Discretionary Expenditure per Capita
GoPNG	43,444,288	43,444,288	49,983,630	106.26	30.18
Catholic Church Health Services	1,126,264	-	603,346		
Christian Health Services	9,579,791	-	6,023,149		
Total	54,150,343	43,444,288	56,610,125		

Overview Pane - GoPNG Budget Only					
Num	Activity Code	Description.	2023 - Budget.	2023 - CFC.	2023 - Expenditure.
1	21	T - Personnel Emoluments	24,609,999	24,609,999	31,149,341
2	211000	Salaries Allowances	11,706,010	11,706,010	16,470,621
3	212000	Wages	12,110,000	12,110,000	13,925,300
4	213000	Overtime	50,000	50,000	-
5	214000	Leave Fares	650,000	650,000	600,000
6	215000	Retirement Benefits, Pensions, Gratuities	93,989	93,989	153,420
7	217000	Contract Officers Education Benefits	-	-	-
8	22	T - Goods and Services	7,496,653	7,496,653	7,496,653
9	221000	Domestic Travel - Subsistence	139,789	139,789	139,789
10	222000	Travel - Subsistence	-	-	-
11	223000	Office Materials - Supplies	675,469	675,469	675,469
12	224000	Operational Materials - Supplies	2,209,207	2,209,207	2,209,207
13	225000	Transport - Fuel	161,964	161,964	161,964
14	226000	Administrative Consultancy Fees	-	-	-
15	227000	Other Operational Expenses	4,310,224	4,310,224	4,310,224
16	228000	Training	-	-	-
17	229000	Other Category for Donor Funded Projects	-	-	-
18	23	T - Utilities, Rentals and Property Costs	0	0	0
19	231000	Utilities	-	-	-
20	232000	Rentals - Property	-	-	-
21	233000	Routine Maintenance	-	-	-
22	25	T - Grants Subsidies and Transfers	7,837,636	7,837,636	7,837,636
23	251000	Membership Fees, Subscriptions & Contribution	-	-	-
24	252000	Grants - Transfers - Public Authorities	7,837,636	7,837,636	7,837,636
25	26	T - Acquisition of Existing Assets	0	0	0
26	261000	Acquisition of Lands, Buildings & Structures	-	-	-
27	27	T - Capital Formation	3,500,000	3,500,000	3,500,000
28	271000	Office Equipment, Furniture - Fittings	-	-	-
29	272000	Information & Communication Technology	-	-	-
30	273000	Motor Vehicles	-	-	-
31	274000	Feasibility Studies & Project Preparation	3,000,000	3,000,000	3,000,000
32	275000	Plant, Equipment - Machinery	-	-	-
33	276000	Construction, Renovation - Improvements	500,000	500,000	500,000
34	-	Grand Total	43,444,288	43,444,288	49,983,630

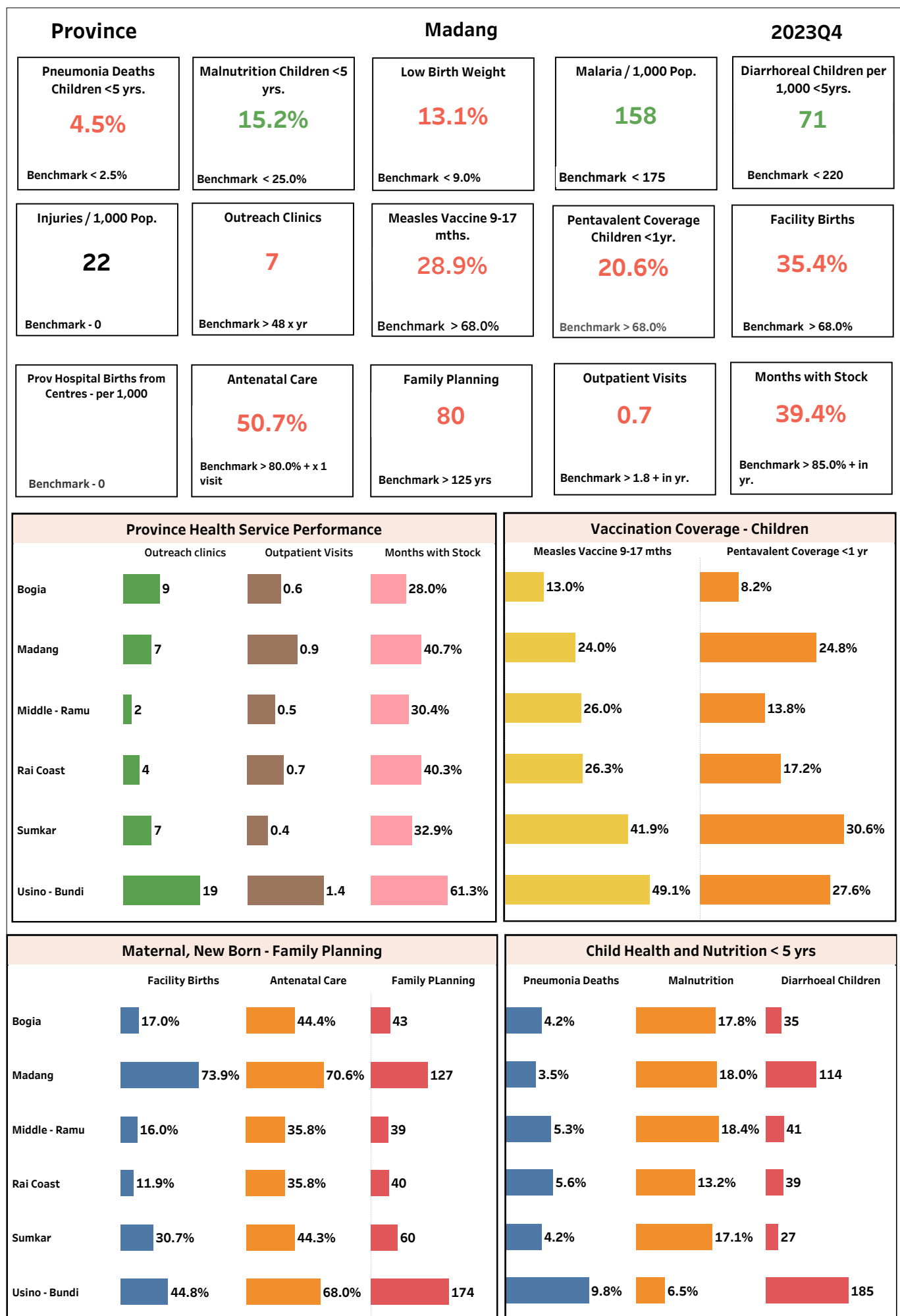


Madang PHA

Province	Madang				2023Q4
Population Growth	Population	Ranking Change - 2020 to 2023			
2.70%	792,362	22	22	21	22
					Madang Score
					18.30




Outpatient Attendances			
Provincial Hospital	Urban Clinic	Health Centre	Health Sub Centre
40,264	42,836	160,817	329,070


















Performance Indicators and Ranking are 'Impacted' by timeliness and completeness of eNHIS Reporting






























Monthly Reports Submitted - Hospitals (HO-R - Regional) (HO-P - Provincial) (HO-D - District)

Districts.	Facility.	Management	Inpatients	Outpatients	Deaths	
Madang	Madang - Modilon HO-P	GoPNG	12	12	12	

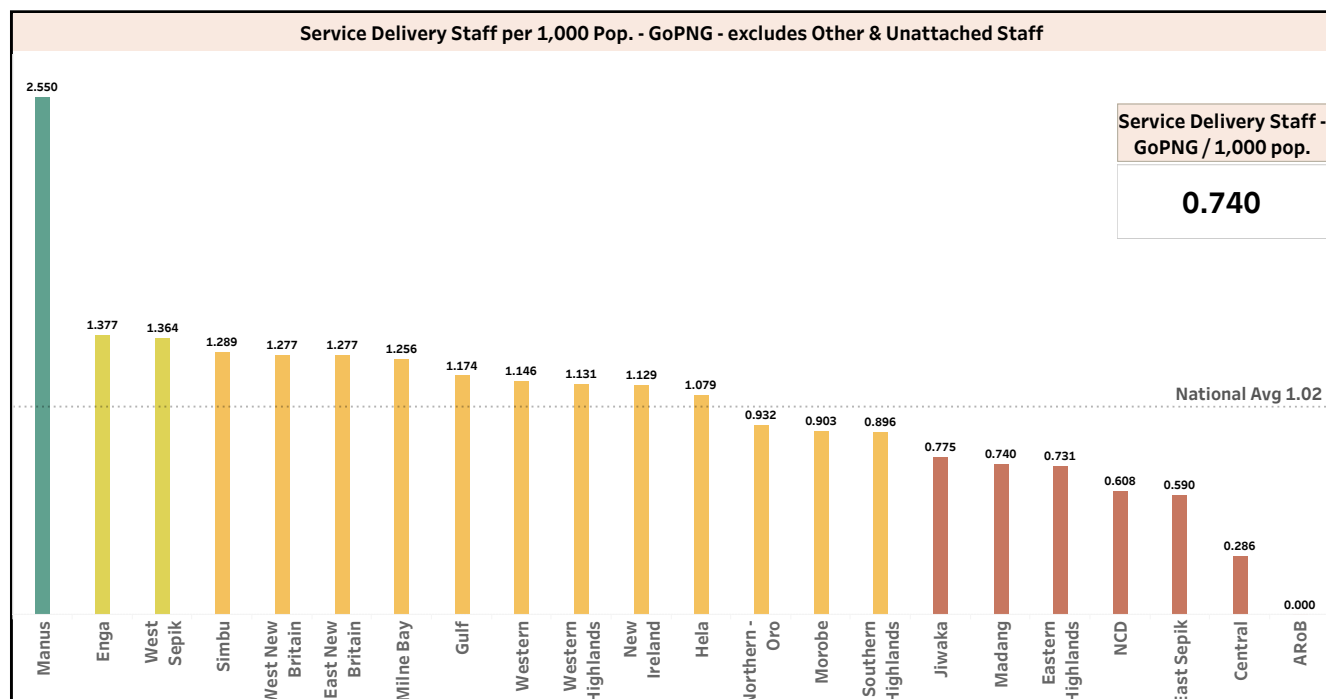
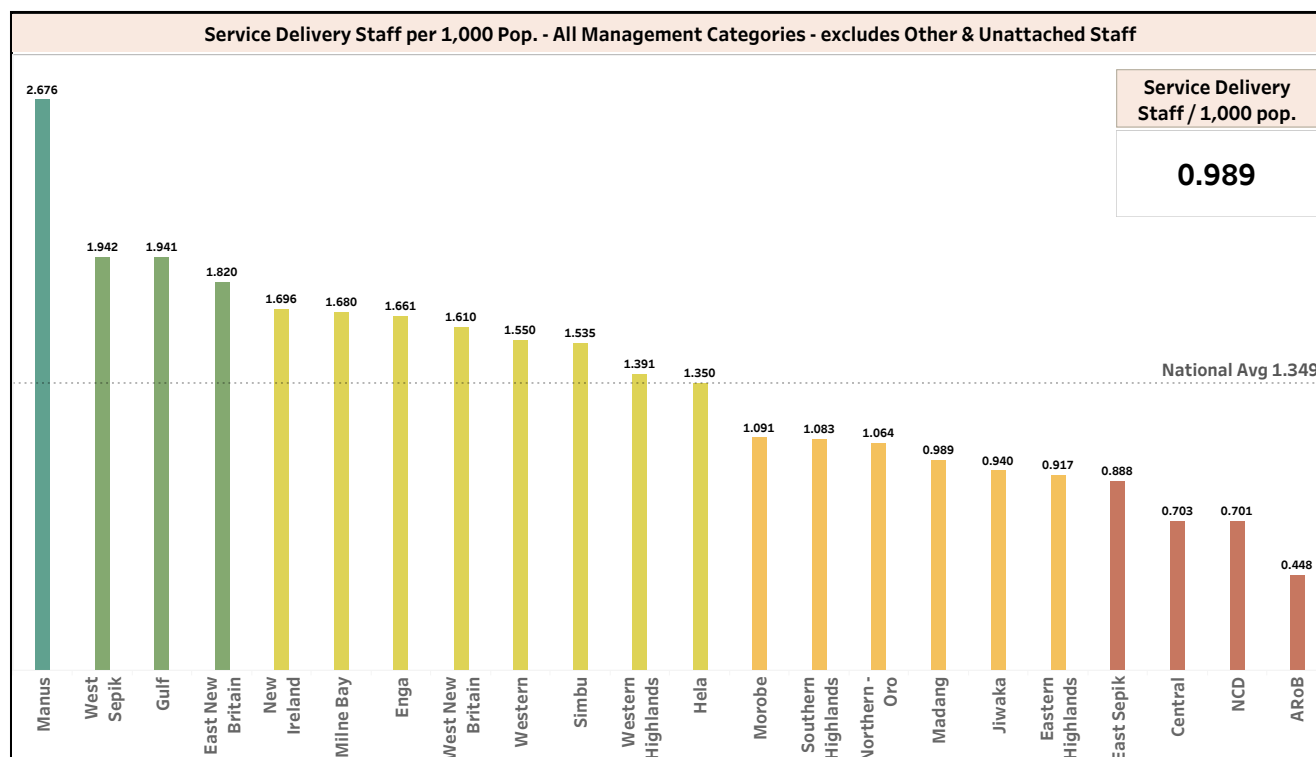
Monthly Reports Submitted - Health Centres (HC) and Urban Clinics (UC)

Districts.	Facility.	Management	Inpatients	Outpatients	Deaths	
Bogia	Bogia HC	GoPNG	12	12	12	
Madang	Alexishaven HC	Catholic Church Health Ser..	12	12	12	
	Yagaum HC	CHS - Lutheran	12	12	12	
	Jomba UC	GoPNG	12	12	12	
	Madang Town UC	GoPNG	12	12	12	
	Sisiak UC	GoPNG	12	12	12	
Middle - Ramu	Annaberg HC	Catholic Church Health Ser..	12	12	12	
	Josephstaal HC	Catholic Church Health Ser..	12	12	12	
	Aiome HC	GoPNG	11	11	11	
	Simbai HC	GoPNG	12	12	12	
Rai Coast	Saidor HC	GoPNG	12	12	12	
Sumkar	Mugil HC	Catholic Church Health Ser..	10	10	10	
Usino - Bundi	Sausi HC	CHS - Evangelical Brotherh..	12	12	12	
	Bundi HC	GoPNG	12	12	12	
	Gusap HC	GoPNG	12	12	12	

Monthly Reports Submitted - Community Health Posts (CHP) and Health Sub Centres (SC)

Districts.	Facility.	Management	Inpatients	Outpatients	Deaths	
Bogia	Ariangon SC	Catholic Church Health Services	11	11	11	
	Bieng SC	Catholic Church Health Services	12	12	12	
	Bunapas SC	GoPNG	12	12	12	
	Hartzfildhaven SC	GoPNG	11	11	11	
	Igos SC	GoPNG	12	12	12	
	Malala SC	Catholic Church Health Services	12	12	12	
Madang	Baitabag SC	CHS - Lutheran	12	12	12	
			12	12	12	
	Utu SC	Catholic Church Health Services	12	12	12	
Middle - Ramu	Katiati SC	Catholic Church Health Services	10	10	10	
	Kwanga SC	Catholic Church Health Services	11	11	11	
	Sangapi SC	CHS - Nazarene Health Ministries	12	12	12	
	Wanuma SC	GoPNG	12	12	12	
Rai Coast	Bawak SC	GoPNG	12	12	12	
	Biliau SC	CHS - Lutheran	12	12	12	
	Ileg SC	GoPNG	12	12	12	
	Tapen SC	CHS - Lutheran	12	12	12	
	Teptep SC	GoPNG	12	12	12	
Sumkar	Bagabag SC	CHS - Lutheran	9	9	9	
	Bunabun SC	GoPNG	12	12	12	
	Gaubin SC	CHS - Lutheran	12	12	12	
	Kulubob SC	GoPNG	12	12	12	
	Mapor SC	CHS - Lutheran	12	12	12	
	Miak SC	GoPNG	12	12	12	
Usino - Bundi	Begesin SC	CHS - Lutheran	12	12	12	
	Brahman SC	Catholic Church Health Services	12	12	12	
	Ramu Sugar SC	GoPNG	12	12	12	
	Usino SC	GoPNG	11	11	11	
	Walium SC	GoPNG	10	10	10	

Staffing Profile											Total Health Staff / 1,000 pop.
Management Category	Allied Health	CHW's	HEO's	Medical	Nursing	Other	Unattac..	Total Staff	M	F	
1 GoPNG	42	308	30	27	179	161	71	818	410	408	
2 Catholic Health Services	0	41	1	0	36	3	4	85	27	58	
3 Christian Health Services	2	83	3	1	31	78	0	198	116	82	
4 Other Non Govt Entities											
Grand Total	44	432	34	28	246	242	75	1,101	553	548	1.390



PHA - Board Membership			
Board Position	Member	Appointment Related Section	Expiry Date
-	Board Exceeded Expiry Date	-	29/11/2021
<div>Date of Most Recent</div> <div>Accreditation Survey</div> <div>External Financial Audit</div>			

PHA - Senior Management Team				
S..	Senior Position	Officer	Contact Nums	Email
1	Chief Executive Officer	Waipma, Fidelis	422 2250 - 7924 7722	fwaipma@gmail.com
2	Director - Curative Health Services	Gawi, Jiuth Broadbent Dr	74440028	jbroadbentgawi@gmail.com
3	Director - Public Health	Daimen, Martin Dr	71331045 - 78235532	drdaimen@gmail.com
4	Manager - Hospital Admin Services	Jeremiah, John Mark	71813256	johnmarkjerrimiah@gmail.com
5	Acting Deputy Director - Public Health	Kamac, Karoi	71365891	karoikamac52@gmail.com
6	Acting Human Resource Manager	Konga, Anna	71340562	annapukarikonga@gmail.com
7	Acting Finance Manager	Manalau, John	71741734	johnmanalau08@gmail.com

Catholic Church Health Services - Senior Management Team			
CCHS Role	Officer	Contact Nums	Email
Archbishop	Anton Bal	74743648/78526555	bpantonbal@gmail.com
Health Manager	Nola Marita	7193 3209	nola.martina@gmail.com
Accountant	Dianne Tokolowe	73215880	dtokolowe@gmail.com
M & E Officer	Joseph Walter	4222014/73008018	infodesk@caom.gmail.com

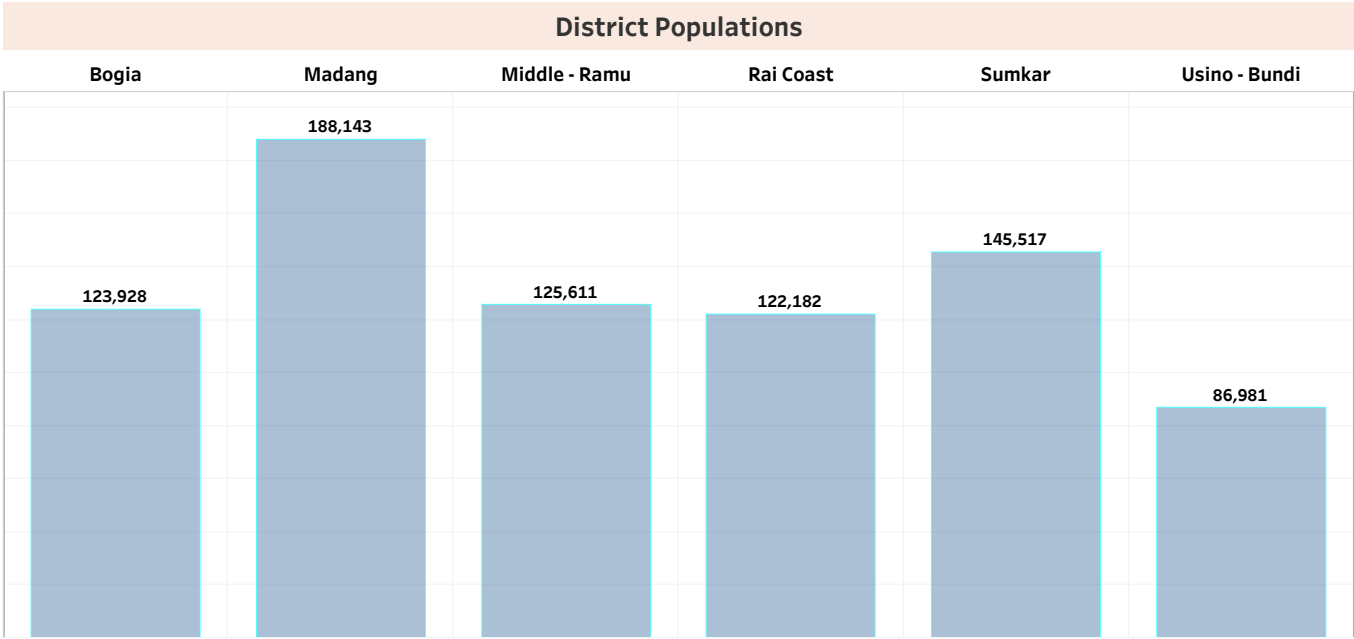
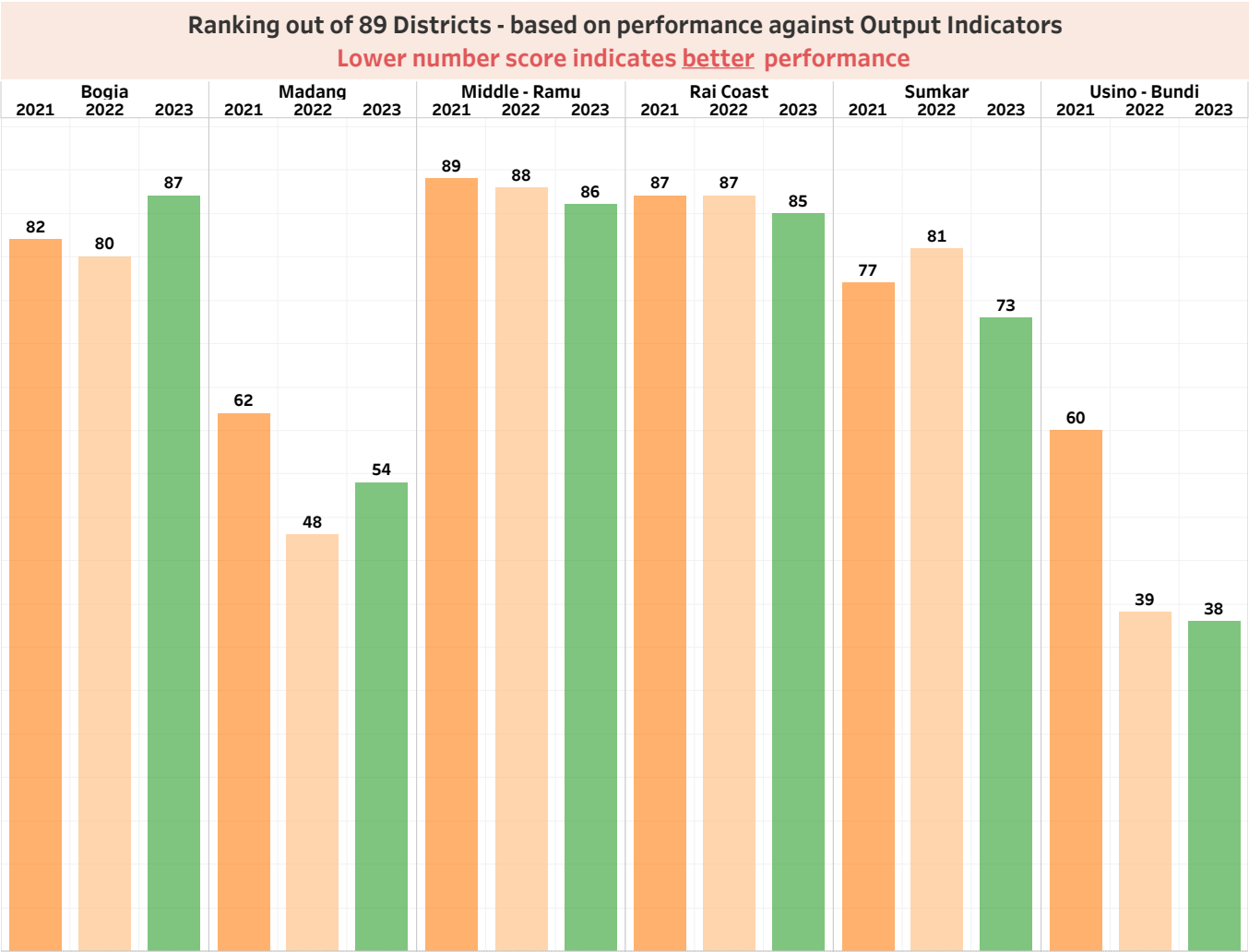
Health Facility Profile - Government and Non Government				
Type	L2 - CHP / HSC.	L3 - HC / UC.	L4 - Dist Hosp	L5 - Prov Hosp
Major Hospital				1
Urban Clinic		3		
Health Centre		11		
Community Health ..	30			
Grand Total	30	14		1

Capital Investment & Asset Management Initiatives									
.	Facility/District	Project	Plan	Design	Contract	Progress	Funding	Budget - Total	Spend in 2023
1	23934 Madang	Prov Hospital Redevelop - Madang - Modilon HO-P	Yes	-	-	-	GoPNG - PIP	4,000,000	4,000,000
2	Bogia - HO-D	New District Hospital	Yes	Yes	Yes - Stage 1	100%	ADB Loan	55,000,000	4,963,587

Recurrent Budget Report - Kina - (Data Source - Treasury) - **data not available for Drugs and Medical Supplies & Utilities**

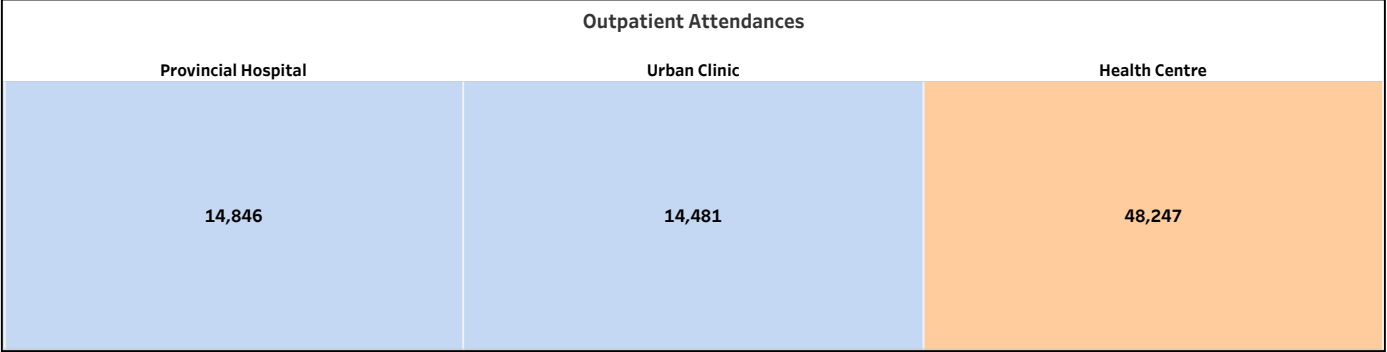
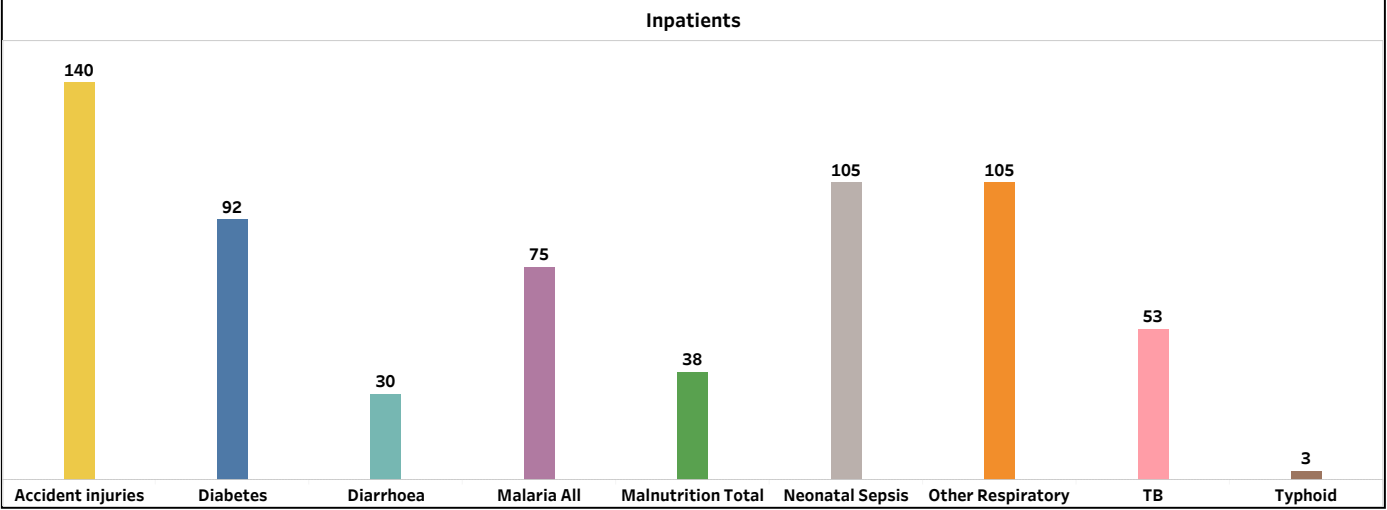
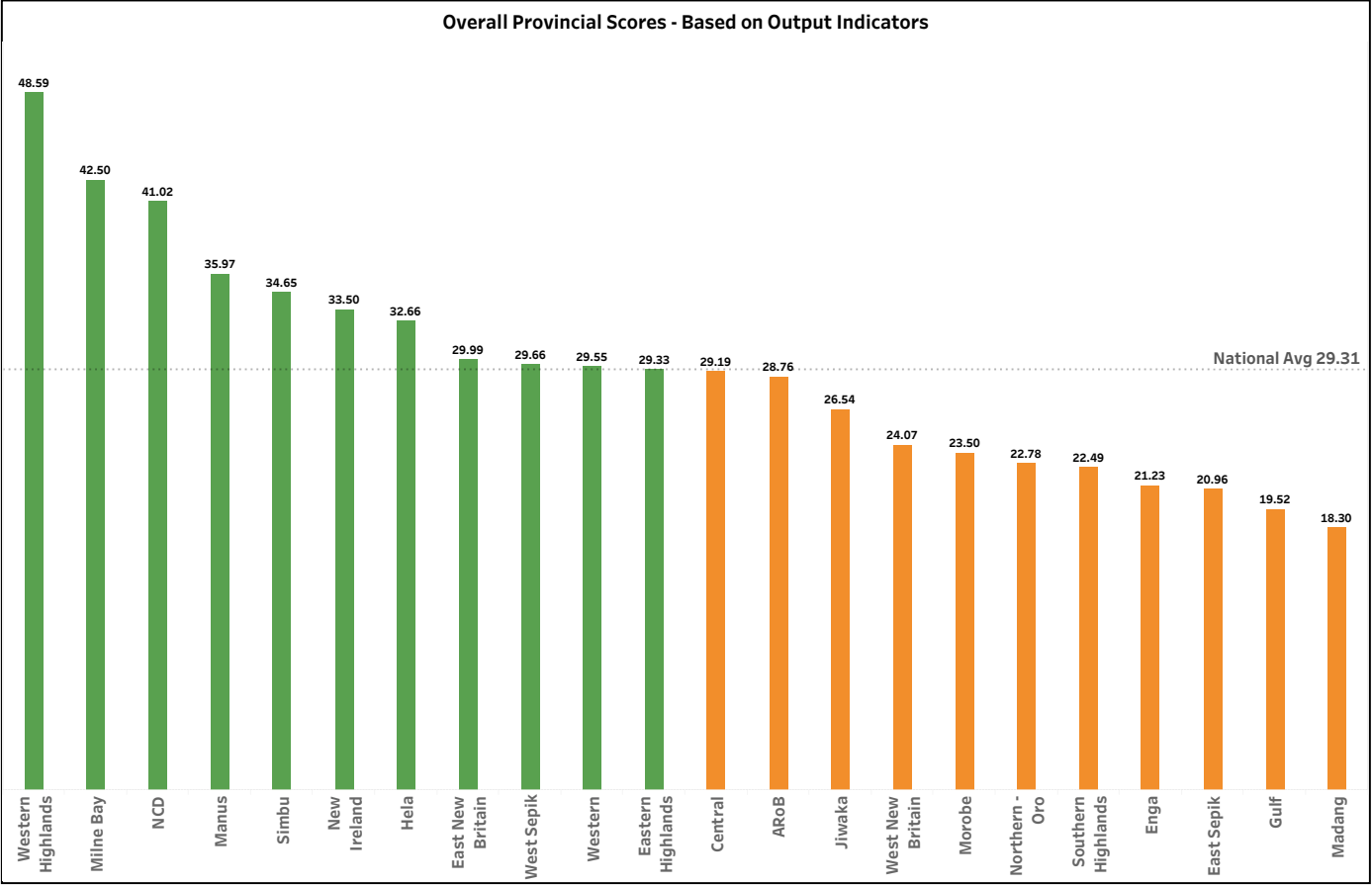
Management Category.	2023 - Budget	2023 - CFC	2023 - Expenditure	Expenditure per Capita	Discretionary Expenditure per Capita
GoPNG	52,719,769	52,719,769	64,854,055	50.81	11.02
Catholic Church Health Services	6,036,865	-	3,408,552		
Christian Health Services	16,329,348	-	7,285,083		
Total	75,085,982	52,719,769	75,547,690		

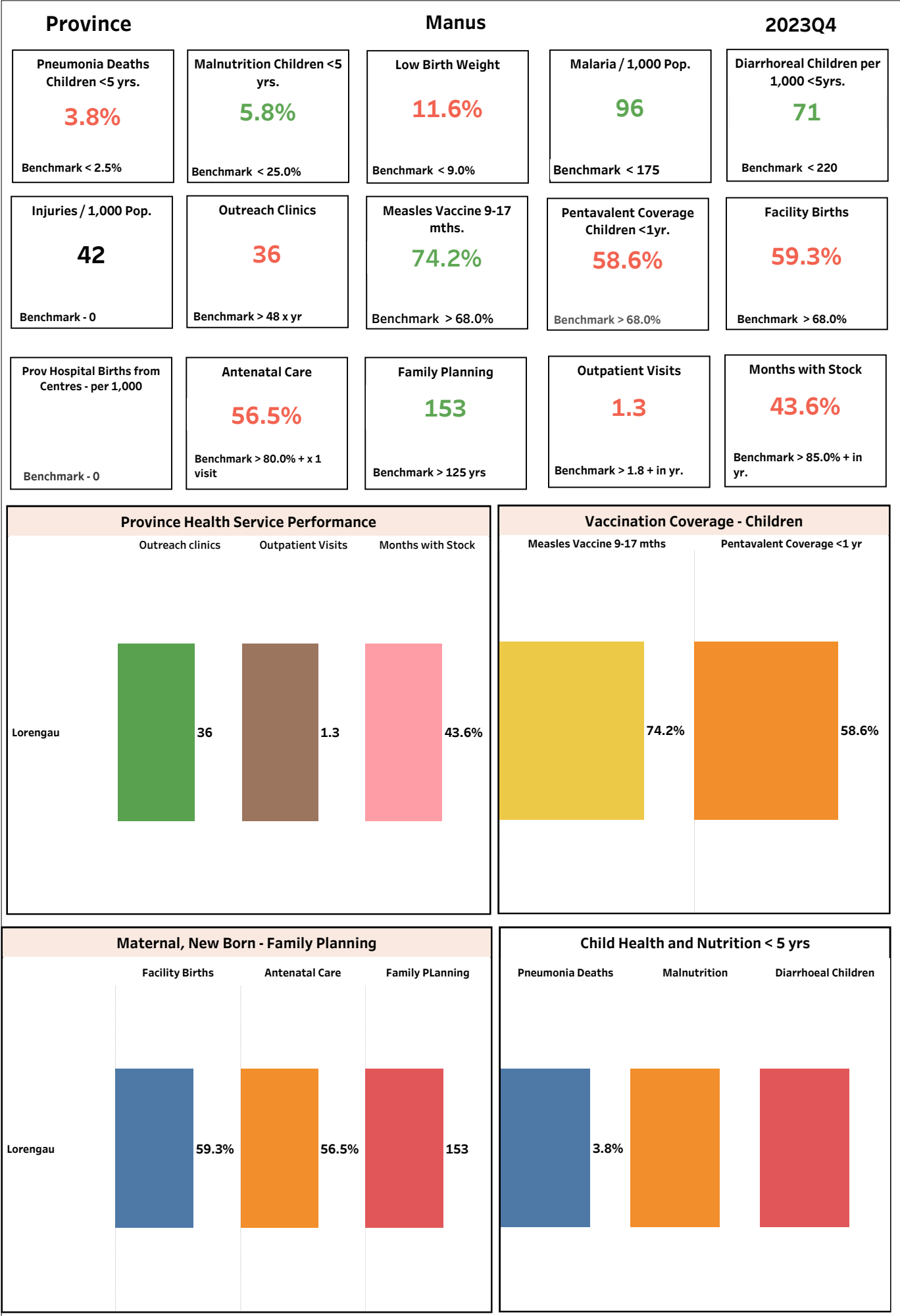
Overview Pane - GoPNG Budget Only					
Num	Activity Code	Description.	2023 - Budget.	2023 - CFC.	2023 - Expenditure.
1	21	T - Personnel Emoluments	32,827,472	32,827,472	44,961,758
2	211000	Salaries Allowances	31,331,754	31,331,754	42,969,916
3	212000	Wages	646,774	646,774	646,774
4	213000	Overtime	205,800	205,800	634,627
5	214000	Leave Fares	328,144	328,144	328,144
6	215000	Retirement Benefits, Pensions, Gratuities	315,000	315,000	382,297
7	217000	Contract Officers Education Benefits	-	-	-
8	22	T - Goods and Services	4,676,336	4,676,336	4,676,336
9	221000	Domestic Travel - Subsistence	409,465	409,465	409,465
10	222000	Travel - Subsistence	-	-	-
11	223000	Office Materials - Supplies	161,662	161,662	161,662
12	224000	Operational Materials - Supplies	1,646,894	1,646,894	1,646,894
13	225000	Transport - Fuel	513,347	513,347	513,347
14	226000	Administrative Consultancy Fees	-	-	-
15	227000	Other Operational Expenses	1,802,198	1,802,198	1,802,198
16	228000	Training	142,770	142,770	142,770
17	229000	Other Category for Donor Funded Projects	-	-	-
18	23	T - Utilities, Rentals and Property Costs	2,435,131	2,435,131	2,435,131
19	231000	Utilities	245,477	245,477	245,477
20	232000	Rentals - Property	1,394,620	1,394,620	1,394,620
21	233000	Routine Maintenance	795,034	795,034	795,034
22	25	T - Grants Subsidies and Transfers	8,884,396	8,884,396	8,884,396
23	251000	Membership Fees, Subscriptions & Contribution	-	-	-
24	252000	Grants - Transfers - Public Authorities	8,884,396	8,884,396	8,884,396
25	26	T - Acquisition of Existing Assets	0	0	0
26	261000	Acquisition of Lands, Buildings & Structures	-	-	-
27	27	T - Capital Formation	3,896,434	3,896,434	3,896,434
28	271000	Office Equipment, Furniture - Fittings	239,771	239,771	239,771
29	272000	Information & Communication Technology	78,463	78,463	78,463
30	273000	Motor Vehicles	-	-	-
31	274000	Feasibility Studies & Project Preparation	1,000,000	1,000,000	1,000,000
32	275000	Plant, Equipment - Machinery	78,200	78,200	78,200
33	276000	Construction, Renovation - Improvements	2,500,000	2,500,000	2,500,000
34	-	Grand Total	52,719,769	52,719,769	64,854,055



Manus PHA


Province	Manus				2023Q4
Population Growth	Population	Ranking Change - 2020 to 2023			
3.00%	70,993	4	3	3	4
					Manus Score
					35.97

















Performance Indicators and Ranking are 'Impacted' by timeliness and completeness of eNHIS Reporting

Monthly Reports Submitted - Hospitals (HO-R - Regional) (HO-P - Provincial) (HO-D - District)

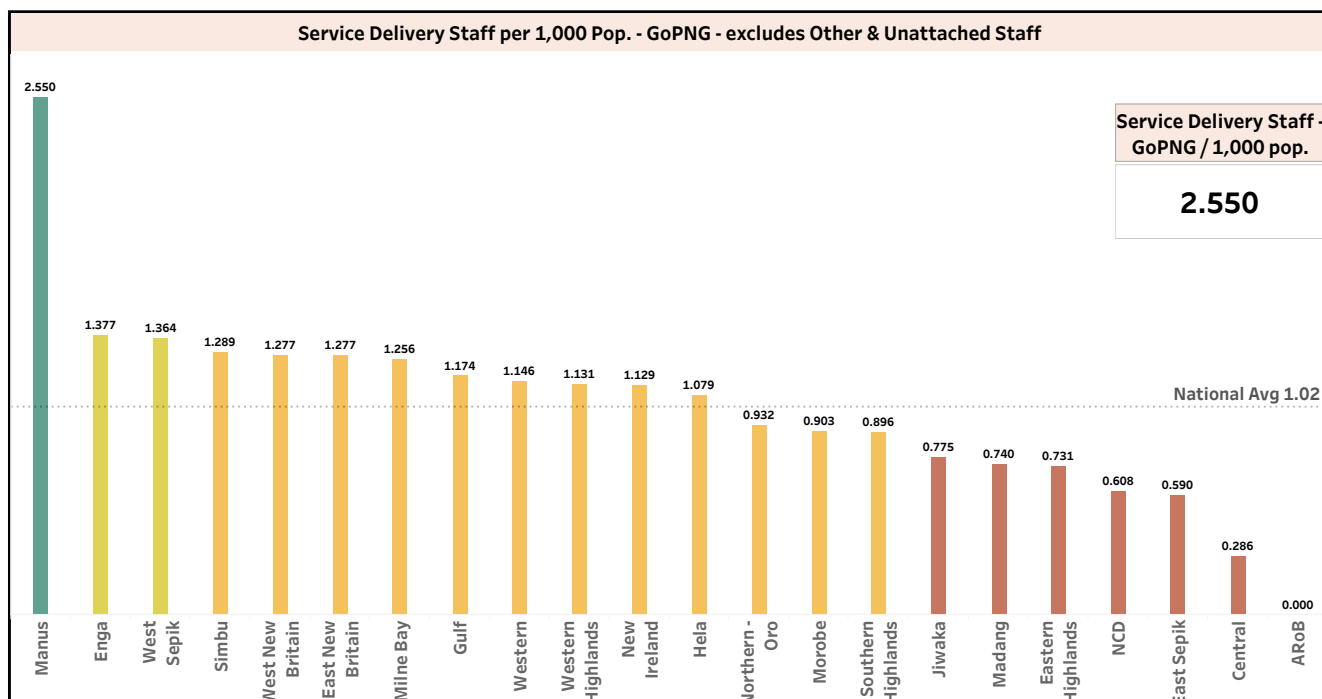
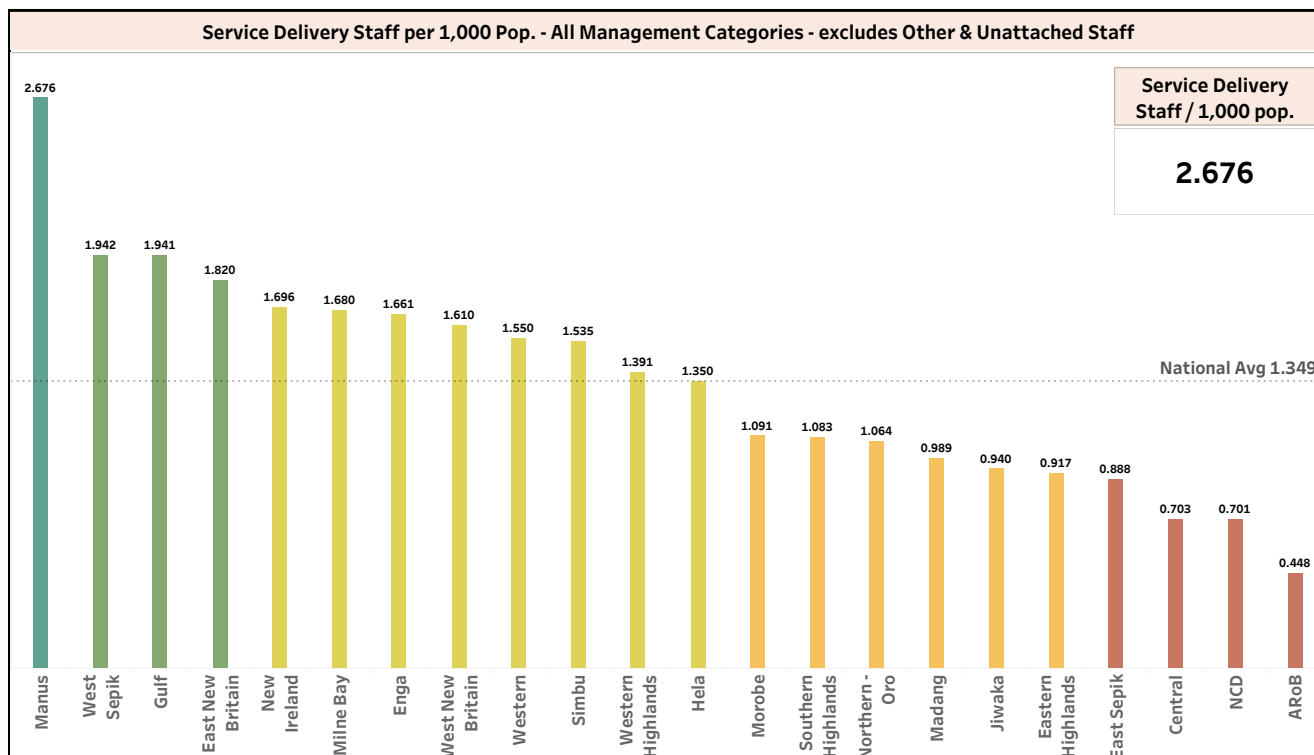
Districts.	Facility.	Management	Inpatients	Outpatients	Deaths	
Manus	Lorengau HO-P	GoPNG	12	12	12	

Monthly Reports Submitted - Health Centres (HC) and Urban Clinics (UC)

Districts.	Facility.	Management	Inpatients	Outpatients	Deaths	
Manus	Bundralis HC	Catholic Church Health Services	12	12	12	
	Patu HC	Catholic Church Health Services	12	12	12	
	Lessau HC	CHS - Evangelical Church of Manus	12	12	12	
	Lako HC	GoPNG	12	12	12	
	Lombrum HC	GoPNG	12	12	12	
	Lorengau East UC	GoPNG	12	12	12	
	Lorengau West UC	GoPNG	12	12	12	
	Mal HC	GoPNG	12	12	12	
	Panuselu HC	GoPNG	12	12	12	
	Pelipowai HC			12	12	
	Tingou HC	GoPNG	12	12	12	
	Wuvulu HC	GoPNG	12	12	12	

Monthly Reports Submitted - Community Health Posts (CHP) and Health Sub Centres (SC)

Staffing Profile											Total Health Staff / 1,000 pop.
Management Category	Allied Health	CHW's	HEO's	Medical	Nursing	Other	Unattac..	Total Staff	M	F	
1 GoPNG	19	84	17	4	57	76	74	331	148	183	
2 Catholic Health Services	0	5	0	0	4	3	6	18	9	9	
3 Christian Health Services	0	0	0	0	0	0	0	0			
4 Other Non Govt Entities											
Grand Total	19	89	17	4	61	79	80	349	157	192	4.916



PHA - Board Membership			
Board Position	Member	Appointment Related Section	Expiry Date
Chair	Edwin Philip	Sec. 17 (2) (b) - District Health Rep	24/01/2026
Members	Pala Vanuga	Sec. 17 (2) (a) - NDoH Rep	24/01/2026
	Jack Sauto	Sec. 17 (2) (c) - Business Rep	24/01/2026
	Machon Peter	Sec. 17 (2) (c) - Business Rep	24/01/2026
	Pocham Steven	Sec. 17 (2) (c) - Business Rep	24/01/2026
	Ps. David Kiak	Sec. 17 (2) (d) - Religious Denomination	24/01/2026
	Stella Kialou	Sec. 17 (2) (e) - Women in Community	24/01/2026
	Albert Punjirnil	Sec. 17 (2) (f) - Community Rep	24/01/2026
External Financial Audit	Noah Posakei	Sec. 17 (2) (f) - Community Rep	24/01/2026
	Oka Peter Nungu	Sec. 17 (5) Ex - Officio	24/01/2026

PHA - Senior Management Team				
S..	Senior Position	Officer	Contact Nums	Email
1	Chief Executive Officer	Possy, Francis	7298 9891	francispossympha@gmail.com
2	Director - Curative Health Services	Seginami, Angela Dr	72006116	doctoraseginami@gmail.com
3	Director - Public Health	Amai, Changol	70254710	changolamai@yahoo.com
4	Deputy Director - CHS	Kaleh, Leonard	74832988	leonardkaleh4@gmail.com
5	Deputy Director - Public Health	Michael, Ella	73553286	ellavobenmichael85@gmail.com
6	Coordinator - Medical Support Services	Lowangelo, Cosmas	73108472	clowangelo@gmail.com
7	Deputy Director - Nursing - Curative	Sam, Brian	73253990	brianpopot@gmail.com
8	Coordinator - HIV/AIDS Response	Kendrew, Eluh	70344196	eluhkendrew372@gmail.com

Catholic Church Health Services - Senior Management Team			
CCHS Role	Officer	Contact Nums	Email
Bishop	Ronald Vunuvung	73484657	vunuvungr@gmail.com
Health Manager	Michael Marau	78521407	maraumichael@gmail.com
M & E Officer	Joseph Paliandrou	71718026	catholichealthnip@gmail.com

Health Facility Profile - Government and Non Government				
Type	L2 - CHP / HSC.	L3 - HC / UC.	L4 - Dist Hosp	L5 - Prov Hosp
Major Hospital				1
Urban Clinic		2		
Health Centre		10		
Grand Total		12		1

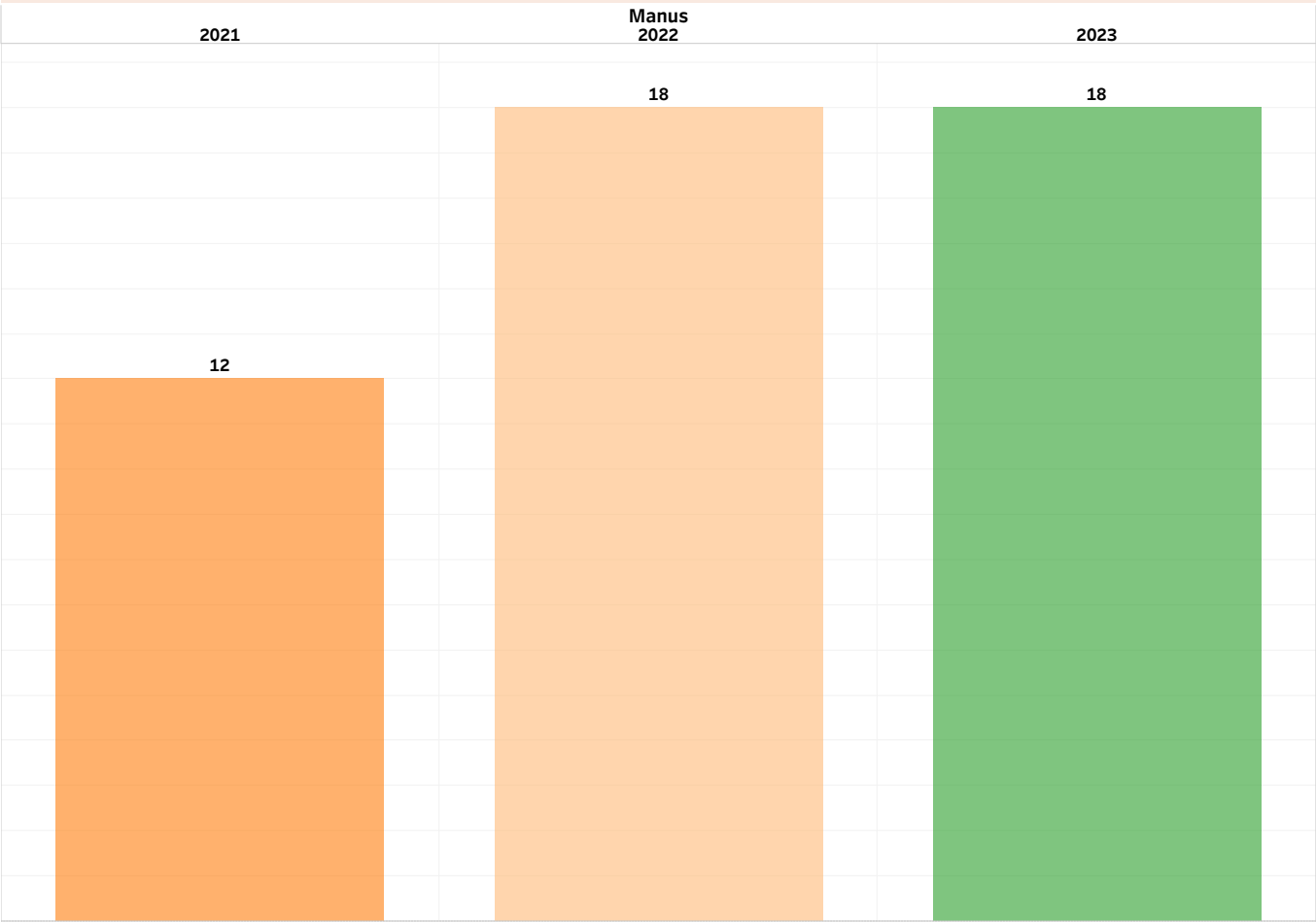
Capital Investment & Asset Management Initiatives									
.	Facility/District	Project	Plan	Design	Contract	Progress	Funding	Budget - Total	Spend in 2023
1	23620 Manus	Prov Hospital Redevelop - Lorengau HO-P	Yes	-	-	-	GoPNG - PIP	1,600,000	-

Recurrent Budget Report - Kina - (Data Source - Treasury) - **data not available for Drugs and Medical Supplies & Utilities**

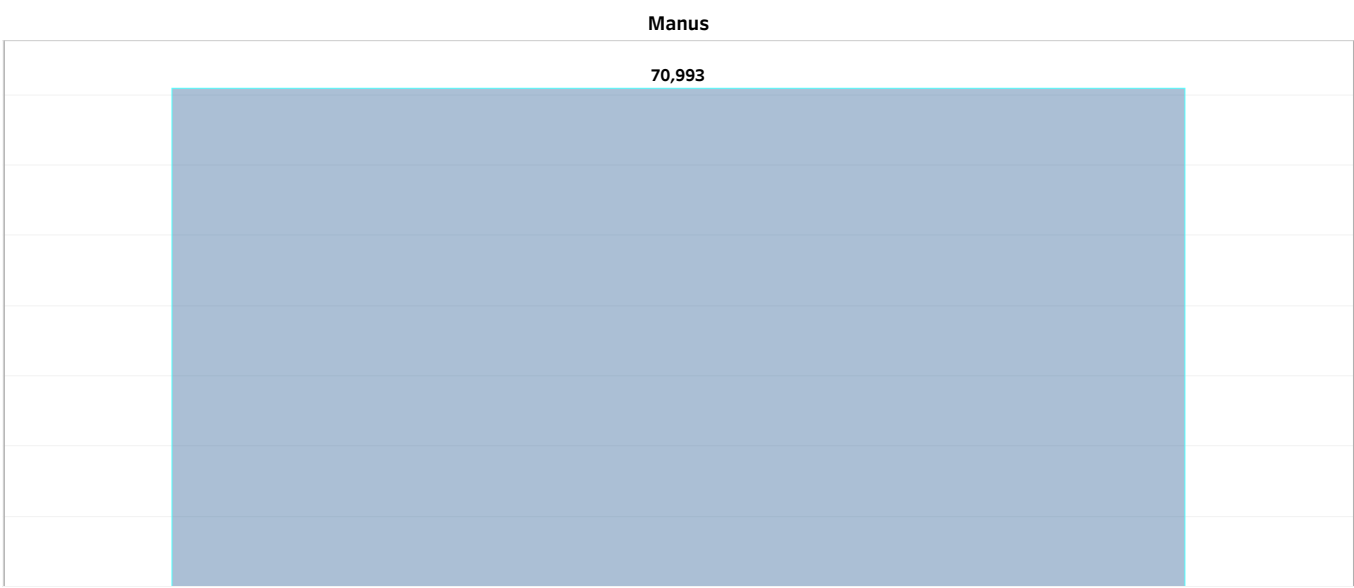
Management Category.	2023 - Budget	2023 - CFC	2023 - Expenditure	Expenditure per Capita	Discretionary Expenditure per Capita
GoPNG	26,684,342	26,650,370	26,911,062	320.75	64.38
Catholic Church Health Services	1,178,139	-	557,714		
Christian Health Services	689,982	-	400,565		
Total	28,552,463	26,517,370	27,869,341		

Overview Pane - GoPNG Budget Only					
Num	Activity Code	Description.	2023 - Budget.	2023 - CFC.	2023 - Expenditure.
1	21	T - Personnel Emoluments	15,863,112	15,829,140	15,589,832
2	211000	Salaries Allowances	15,038,112	15,004,140	14,573,752
3	212000	Wages	100,000	100,000	100,000
4	213000	Overtime	-	-	400,566
5	214000	Leave Fares	133,000	133,000	133,000
6	215000	Retirement Benefits, Pensions, Gratuities	592,000	592,000	382,514
7	217000	Contract Officers Education Benefits	-	-	-
8	22	T - Goods and Services	3,949,900	3,949,900	3,949,900
9	221000	Domestic Travel - Subsistence	318,400	318,400	318,400
10	222000	Travel - Subsistence	-	-	-
11	223000	Office Materials - Supplies	228,100	228,100	228,100
12	224000	Operational Materials - Supplies	1,022,500	1,022,500	1,022,500
13	225000	Transport - Fuel	94,000	94,000	94,000
14	226000	Administrative Consultancy Fees	80,000	80,000	80,000
15	227000	Other Operational Expenses	2,037,900	2,037,900	2,037,900
16	228000	Training	169,000	169,000	169,000
17	229000	Other Category for Donor Funded Projects	-	-	-
18	23	T - Utilities, Rentals and Property Costs	463,300	463,300	463,300
19	231000	Utilities	-	-	-
20	232000	Rentals - Property	200,000	200,000	200,000
21	233000	Routine Maintenance	263,300	263,300	263,300
22	25	T - Grants Subsidies and Transfers	2,732,630	2,732,630	2,732,630
23	251000	Membership Fees, Subscriptions & Contribution	-	-	-
24	252000	Grants - Transfers - Public Authorities	2,732,630	2,732,630	2,732,630
25	26	T - Acquisition of Existing Assets	0	0	0
26	261000	Acquisition of Lands, Buildings & Structures	-	-	-
27	27	T - Capital Formation	3,675,400	3,675,400	4,175,400
28	271000	Office Equipment, Furniture - Fittings	109,000	109,000	109,000
29	272000	Information & Communication Technology	-	-	-
30	273000	Motor Vehicles	-	-	-
31	274000	Feasibility Studies & Project Preparation	-	-	-
32	275000	Plant, Equipment - Machinery	66,400	66,400	66,400
33	276000	Construction, Renovation - Improvements	3,500,000	3,500,000	4,000,000
34	-	Grand Total	26,684,342	26,650,370	26,911,062

Ranking out of 89 Districts - based on performance against Output Indicators
Lower number score indicates better performance

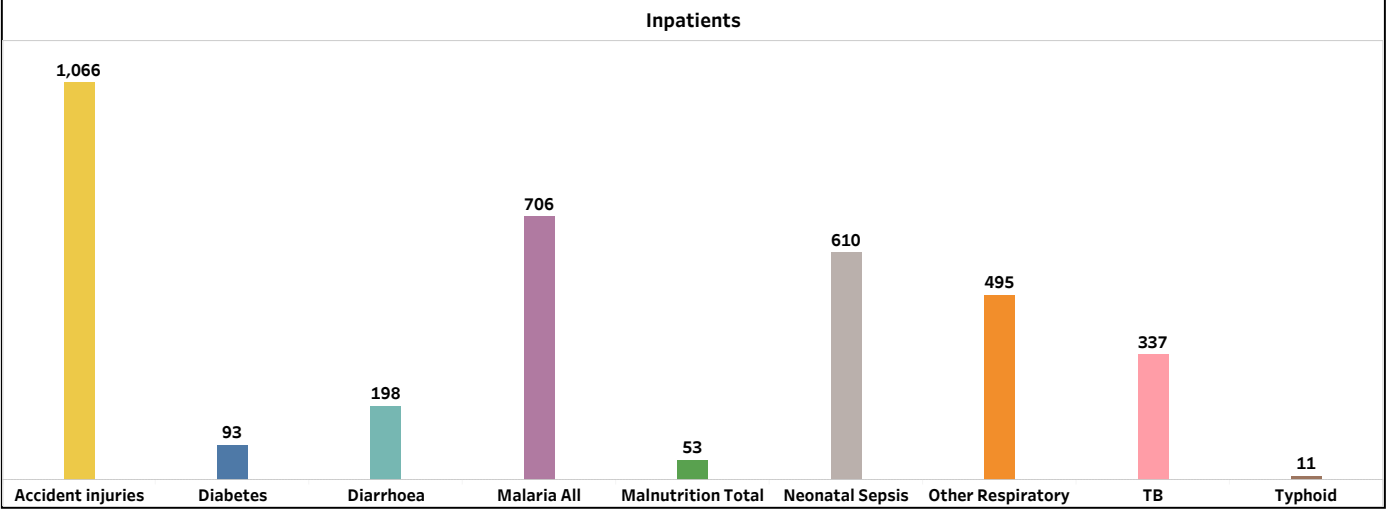
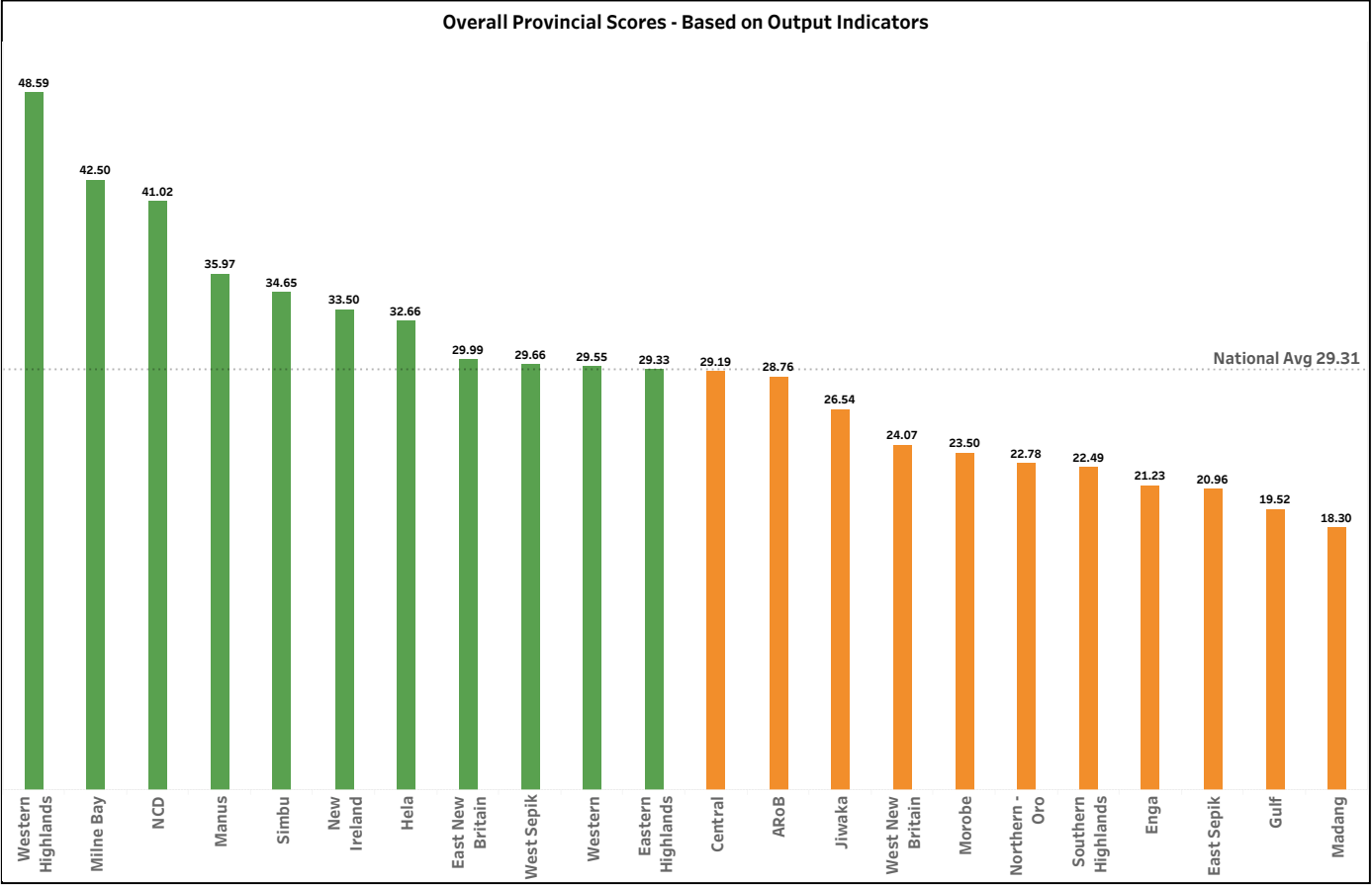


District Populations

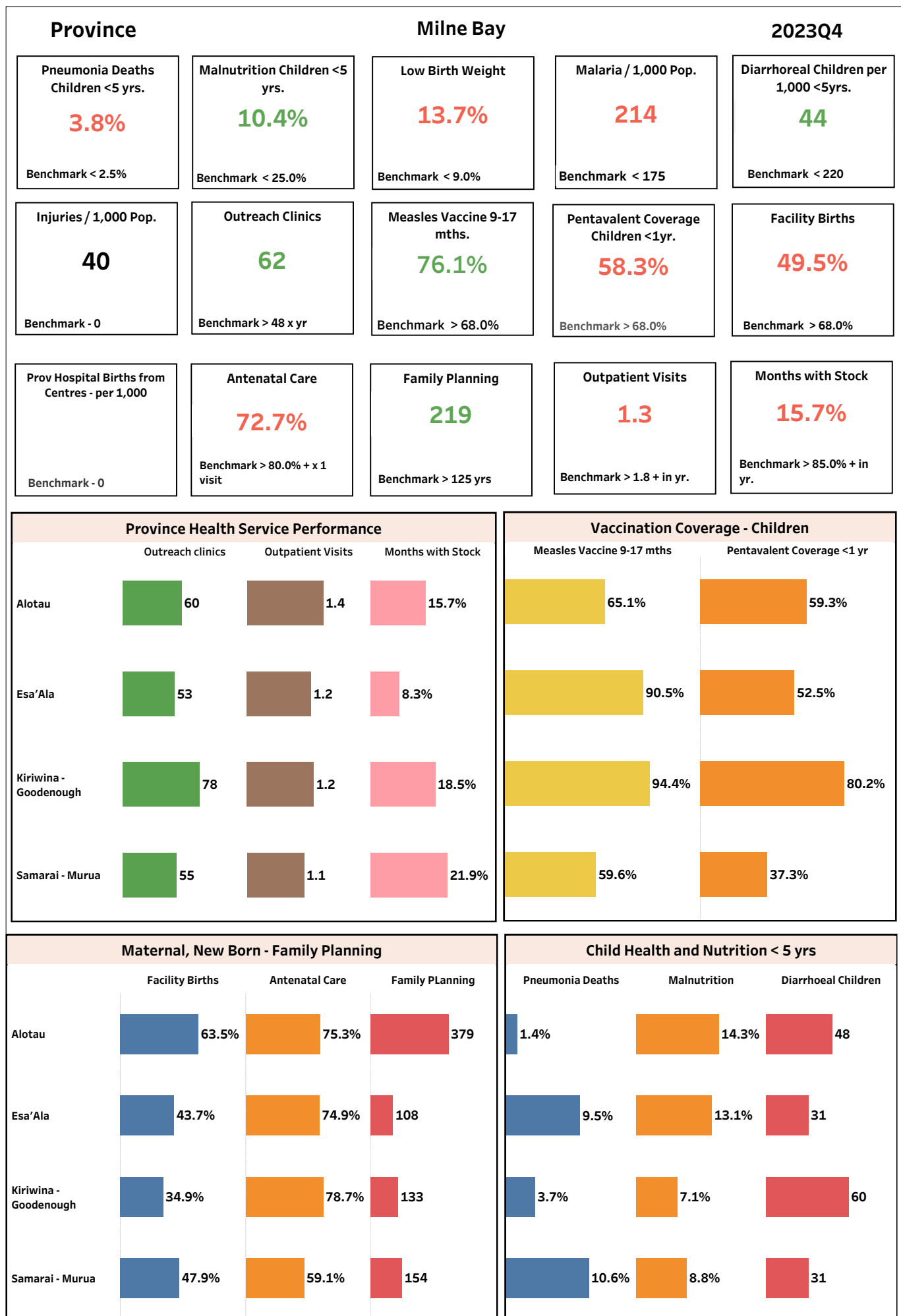


Milne Bay PHA

Province	Milne Bay				2023Q4
Population Growth	Population	Ranking Change - 2020 to 2023			
2.50%	372,519	2	1	1	2
					Milne Bay Score
					42.50



Outpatient Attendances					
Provincial Hospital	District Hospital	Urban Clinic	Health Centre	Community Health Post	Health Sub Centre
16,871	19,964	22,295	131,669	35,767	238,123



Performance Indicators and Ranking are 'Impacted' by timeliness and completeness of eNHIS Reporting

Monthly Reports Submitted - Hospitals (HO-R - Regional) (HO-P - Provincial) (HO-D - District)

Districts.	Facility.	Management	Inpatients	Outpatients	Deaths	
Alotau	Alotau HO-P	GoPNG	12	12	12	■
Samarai - Murua	Misima - Bwagaoia - HO-D	GoPNG	12	12	12	■

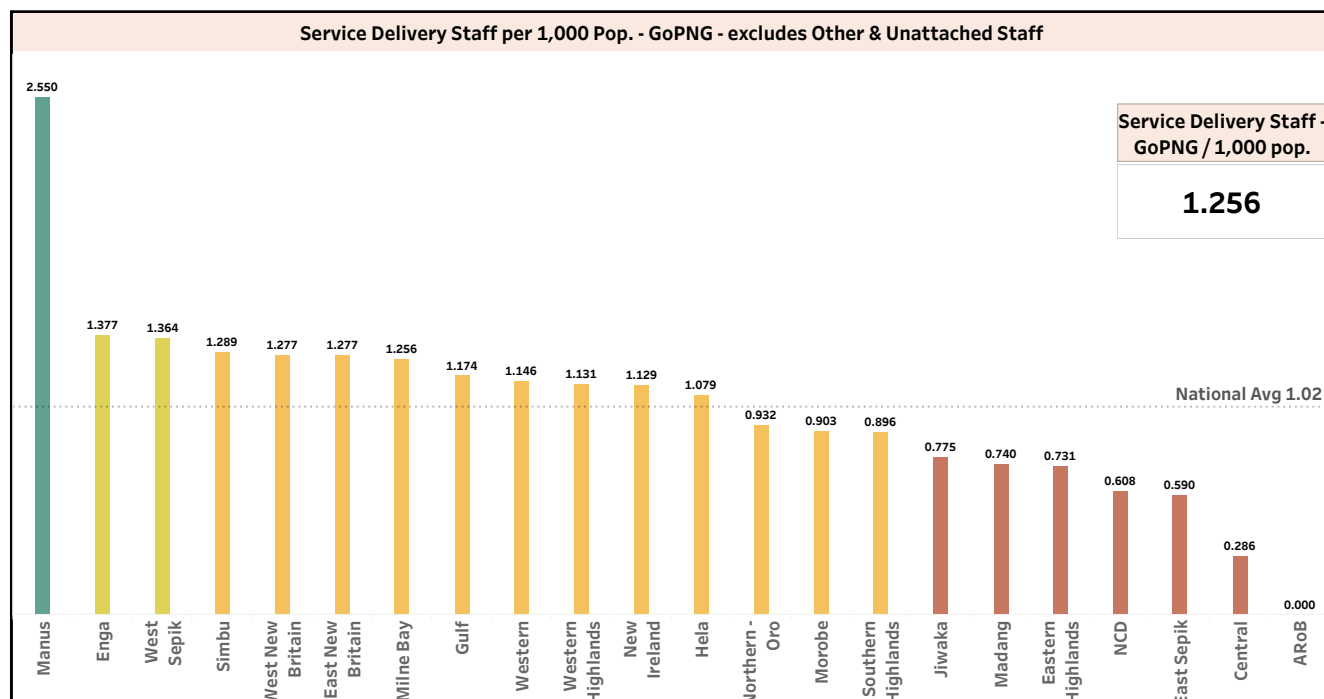
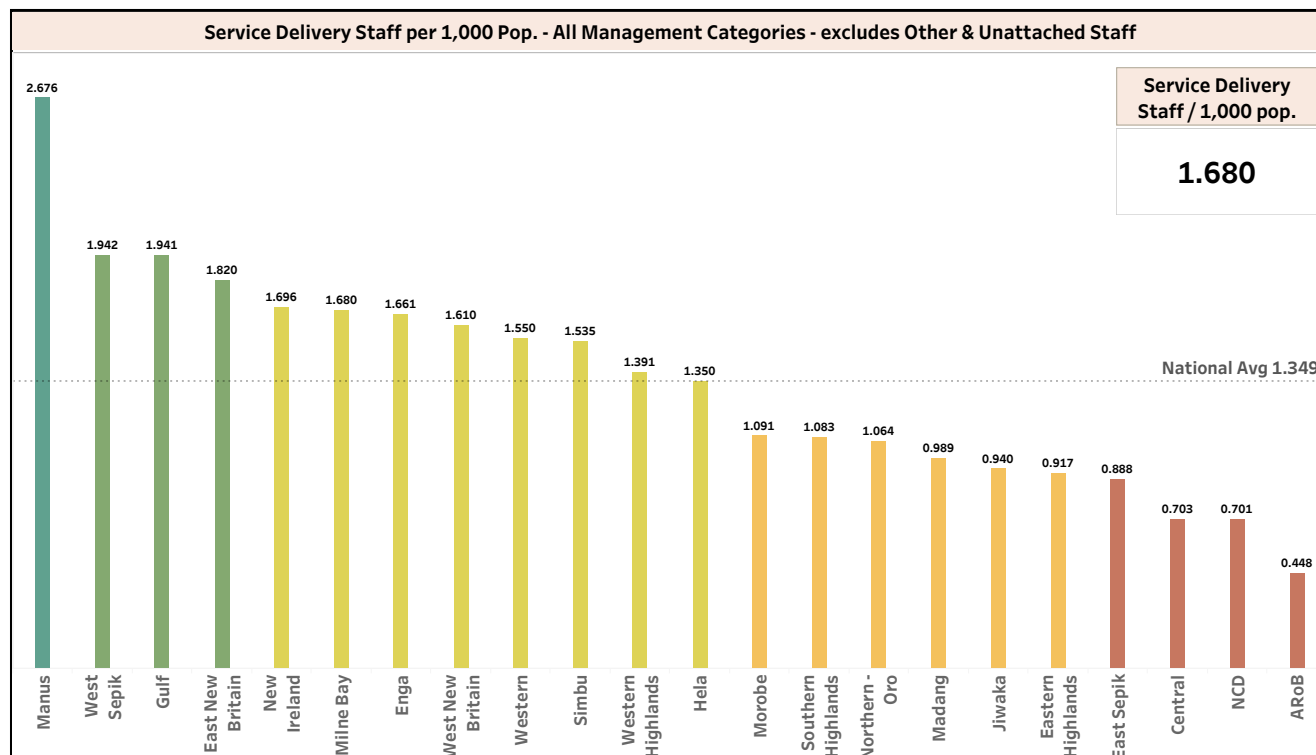
Monthly Reports Submitted - Health Centres (HC) and Urban Clinics (UC)

Districts.	Facility.	Management	Inpatients	Outpatients	Deaths	
Alotau	Dogura HC	CHS - Anglican	12	12	12	■
	Alotau UC	GoPNG	12	12	12	■
	Rabaraba HC	GoPNG	12	12	12	■
Esa'Ala	Salamo HC	CHS - United	12	12	12	■
	Esa'ala HC	GoPNG	12	12	12	■
	Sehulea HC	GoPNG	12	12	12	■
Kiriwina - Goodenough	Watuluma HC	Catholic Church Health Services	12	12	12	■
	Bolubolu HC	GoPNG	12	12	12	■
	Losuia HC	GoPNG	12	12	12	■
Samarai - Murua	Guasopa HC	GoPNG	12	12	12	■
	Samarai HC	GoPNG	12	12	12	■

Monthly Reports Submitted - Community Health Posts (CHP) and Health Sub Centres (SC)

Districts.	Facility.	Management	Inpatients	Outpatients	Deaths	
Alotau	Agaun SC	CHS - Anglican	12	12	12	■
	Bubuleta CHP	GoPNG	12	12	12	■
	Daio SC	Catholic Church Health Services	12	12	12	■
	East Cape SC	CHS - United	12	12	12	■
	Fife Bay SC	CHS - United	12	12	12	■
	Garuahi SC	CHS - Anglican	12	12	12	■
	Gurney SC	GoPNG	12	12	12	■
	Ikara SC	CHS - Anglican	12	12	12	■
	Nube SC	CHS - United	12	12	12	■
	Pumani SC	GoPNG	12	12	12	■
	Sagarai SC	GoPNG	12	12	12	■
	Suau SC	CHS - United	12	12	12	■
Esa'Ala	Tarakwaruru SC	CHS - Anglican	12	12	12	■
	Basima SC	Catholic Church Health Services	12	12	12	■
	Budoya SC	Catholic Church Health Services	12	12	12	■
	Guleuguleu SC	CHS - United	12	12	12	■
	Kalokalo SC	CHS - United	12	12	12	■
	Kurada SC	Catholic Church Health Services	12	12	12	■
	Mapamoiwa SC	GoPNG	12	12	12	■
Kiriwina - Goodenough	Ulisalolo SC	CHS - United	12	12	12	■
	Kaduwaga CHP	GoPNG	12	12	12	■
	Kitava SC	GoPNG	12	12	12	■
	Moratau SC	CHS - United	12	12	12	■
	Omarakana SC	GoPNG	12	12	12	■
	Sinaketa CHP	GoPNG	12	12	12	■
Samarai - Murua	Wailagi SC	CHS - United	12	12	12	■
	Jinjo SC	Catholic Church Health Services	12	12	12	■
	Kwaraiwa SC	CHS - United	12	12	12	■
	Nimoo SC	Catholic Church Health Services	12	12	12	■
	Panaeati SC	CHS - United	12	12	12	■
	Sideia SC	Catholic Church Health Services	12	12	12	■

Staffing Profile											Total Health Staff / 1,000 pop.
Management Category	Allied Health	CHW's	HEO's	Medical	Nursing	Other	Unattac..	Total Staff	M	F	
1 GoPNG	31	240	23	26	148	122	42	632	247	385	
2 Catholic Health Services	0	50	1	0	27	4	2	84	19	64	
3 Christian Health Services	1	54	0	0	25	47	0	127	43	84	
4 Other Non Govt Entities											
Grand Total	32	344	24	26	200	173	44	843	309	533	2.263



PHA - Board Membership			
Board Position	Member	Appointment Related Section	Expiry Date
Chair	Jamil Yaganegi	Sec. 17 (2) (c) - Business Rep	10/11/2024
Deputy Chair	Gloria Warren	Sec. 17 (2) (c) - Business Rep	10/11/2024
Members	Varage Laka	Sec. 17 (2) (a) - NDoH Rep	10/11/2024
	Dr. Noel Yaubihi	Sec. 17 (2) (b) - District Health Rep	10/11/2024
Date of Most Recent	Bs. Tenyson Bogar	Sec. 17 (2) (d) - Religious Denomination	10/11/2024
Accreditation Survey	Mrs Katherine Lepani	Sec. 17 (2) (f) - Community Rep	10/11/2024
	Ashan Numa	Sec. 17 (5) Ex - Officio	10/11/2024
External Financial Audit			

PHA - Senior Management Team				
S..	Senior Position	Officer	Contact Nums	Email
1	Chief Executive Officer	Mamadi, Perista Dr	71711887	pmamadi@mbpha.gov.pg
2	Director - Public Health	Morewaya, Jacob Dr	74029113	jmorewaya@mbpha.gov.pg
3	Director - Corporate Services	Enore, Steven	70886073	stevenenore@gmail.com
4	Manager - Medical Services	Audubo, Hilda Hadashar Dr	72446793	hilda.audubo@gmail.com
5	Administrator - Hospital	Frank, Dale Dr	73337240	dalengifrank@gmail.com
6	Legal Officer	Tolo'ube, Chester	70157967	ctoloube@yahoo.com.au
7	Manager - District Health - Alotau	Kua, Ninipe	73598591	ninipe.kua001@gmail.com
8	Administrator - District Health - Esa'ala	Ernest, Gabriel	71464602	ernestgabriel20@gmail.com
9	Administrator - District Health - KGE	Mwaisiga, Ridley	70658540	ridleymwaisiga4@gmail.com
10	Administrator - District Health - Samarai - ..	Tabogani, Ashley	79242828	ashleytabogani@mail.com
11	Deputy Director - Curative Health - Nursing	Karatu, Oscar	71120919	okaratu@gmail.com
12	Deputy Director - Planning - Coordination	Kunwabe, Alfred	72642959	akunwabe@milnebay.gov.pg
13	Manager - GESI	Wame, Darusilla, P.	72602888	darusillawame@gmail.com
14	Coordinator - Provincial MSE	Isei, Berthsheebah	70886417	bnipuega@gmail.com
15	Manager - Corporate - Hospital	Philips, Mary	72534425	marymodiphiliips@gmail.com
16	Manager - Facilities	Kuluvayu, Nicholas	74849994	nkuluvayu1@gmail.com
17	Manager - PMU	Lucksen, Smith John	71863981	smithlucksen@gmail.com
18	Senior Budget Officer	Tabua, Phil	79288987	ptabua@milnebay.gov.pg
19	Manager - Finance - Procurement	Wongoto, Donald	73759059	dwongoto@yahoo.com
20	Auditor - Internal	Nobolo, Valerie	79599430	masorinobolo@gmail.com

Catholic Church Health Services - Senior Management Team			
CCHS Role	Officer	Contact Nums	Email
Bishop	Rolando Santos	72265717	cda.bishop@gmail.com, rsantosalotau@gmail.com
Health Manager	Sr Nomita Rozario	78279985	Sr.Nomita Rozario <srnomitarozario@gmail.com
Accountant	Lahui Diudi	7907 8259	lahui.diudi1974@gmail.com
M & E Officer	Doreen Dage	799964912	doreendage@gmail.com

Health Facility Profile - Government and Non Government				
Type	L2 - CHP / HSC.	L3 - HC / UC.	L4 - Dist Hosp	L5 - Prov Hosp
Major Hospital		1		1
District Hospital			1	
Urban Clinic		1		
Health Centre		10		
Community Health ..	31			
Grand Total	31	12	1	1

Capital Investment & Asset Management Initiatives									
.	Facility/District	Project	Plan	Design	Contract	Progress	Funding	Budget - Total	Spend in 2023
1	23942 Milne Bay	Prov Hospital Redevelop - Alotau - HO - P	Yes	-	-	-	GoPNG - PIP	1,700,000	1,000,000

Recurrent Budget Report - Kina - (Data Source - Treasury) - **data not available for Drugs and Medical Supplies & Utilities**

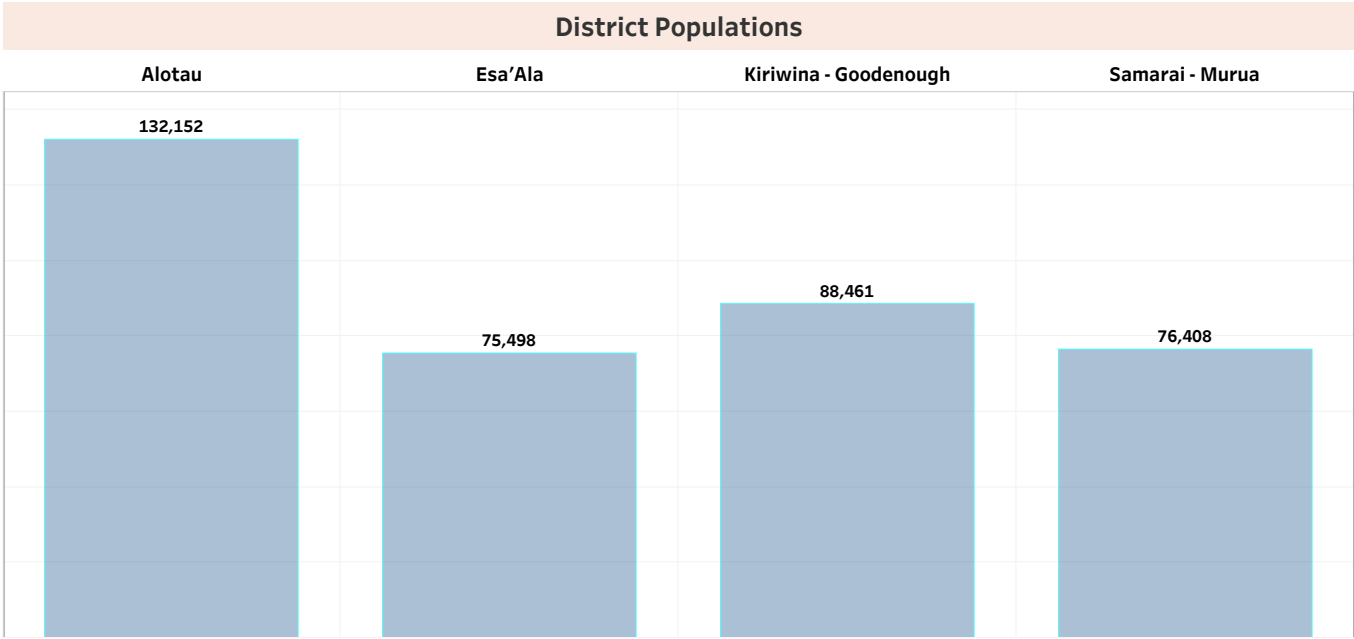
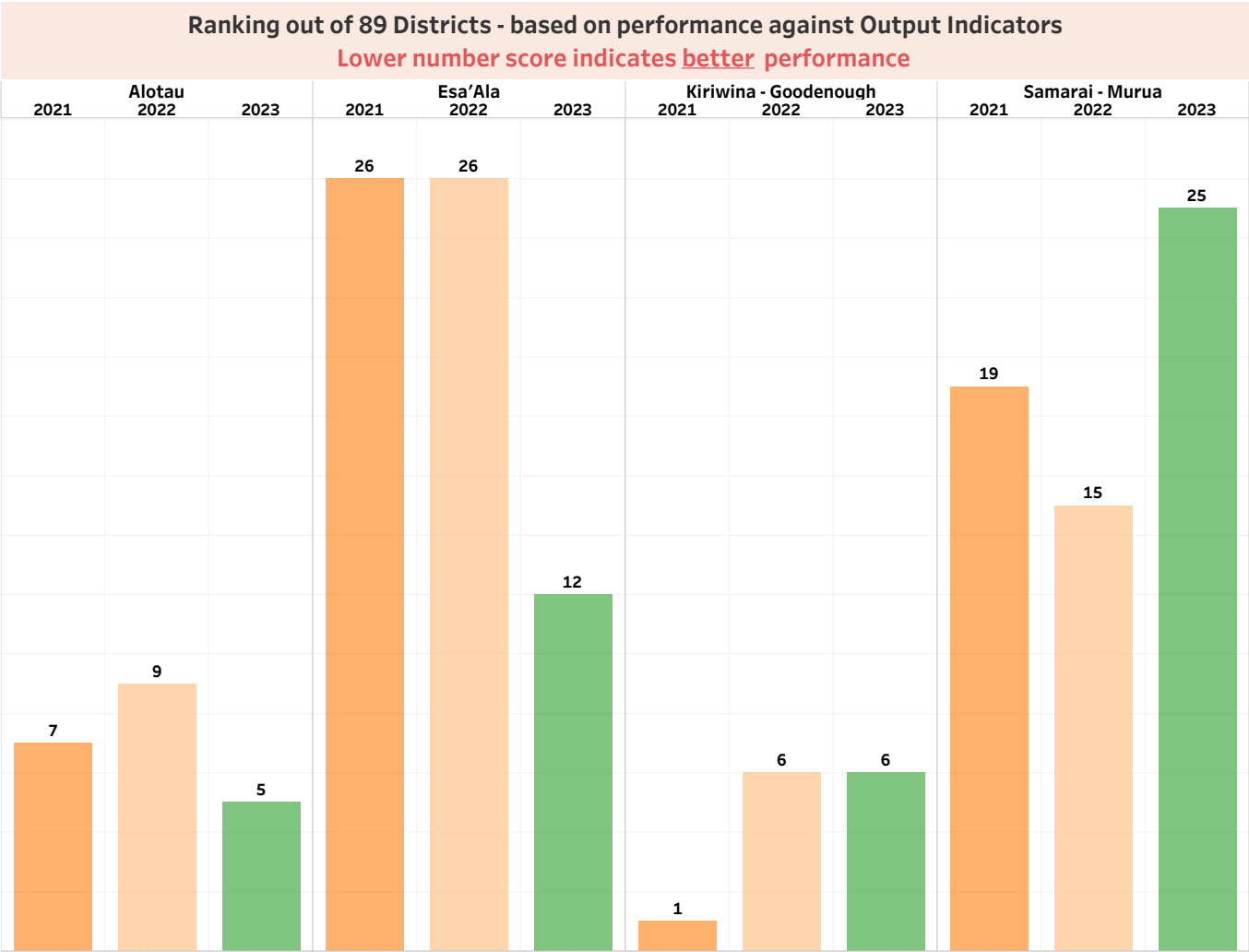
Management Category.	2023 - Budget	2023 - CFC	2023 - Expenditure	Expenditure per Capita	Discretionary Expenditure per Capita
GoPNG	47,364,645	47,364,645	54,357,923	102.54	23.02
Catholic Church Health Services	5,973,317	-	3,435,881		
Christian Health Services	9,296,905	-	4,429,107		
Total	62,634,867	46,948,152	62,222,911		

Overview Pane - GoPNG Budget Only					
Num	Activity Code	Description.	2023 - Budget.	2023 - CFC.	2023 - Expenditure.
1	21	T - Personnel Emoluments	33,041,117	33,041,117	40,034,395
2	211000	Salaries Allowances	26,796,117	26,796,117	35,789,264
3	212000	Wages	1,714,000	1,714,000	1,714,000
4	213000	Overtime	160,000	160,000	43,798
5	214000	Leave Fares	1,850,000	1,850,000	1,850,000
6	215000	Retirement Benefits, Pensions, Gratuities	2,521,000	2,521,000	637,333
7	217000	Contract Officers Education Benefits	-	-	-
8	22	T - Goods and Services	5,505,646	5,505,646	5,505,646
9	221000	Domestic Travel - Subsistence	555,585	555,585	555,585
10	222000	Travel - Subsistence	-	-	-
11	223000	Office Materials - Supplies	427,960	427,960	427,960
12	224000	Operational Materials - Supplies	2,374,337	2,374,337	2,374,337
13	225000	Transport - Fuel	162,182	162,182	162,182
14	226000	Administrative Consultancy Fees	-	-	-
15	227000	Other Operational Expenses	1,723,316	1,723,316	1,723,316
16	228000	Training	262,266	262,266	262,266
17	229000	Other Category for Donor Funded Projects	-	-	-
18	23	T - Utilities, Rentals and Property Costs	1,032,377	1,032,377	1,032,377
19	231000	Utilities	60,000	60,000	60,000
20	232000	Rentals - Property	818,150	818,150	818,150
21	233000	Routine Maintenance	154,227	154,227	154,227
22	25	T - Grants Subsidies and Transfers	6,670,130	6,670,130	6,670,130
23	251000	Membership Fees, Subscriptions & Contribution	-	-	-
24	252000	Grants - Transfers - Public Authorities	6,670,130	6,670,130	6,670,130
25	26	T - Acquisition of Existing Assets	0	0	0
26	261000	Acquisition of Lands, Buildings & Structures	-	-	-
27	27	T - Capital Formation	1,115,375	1,115,375	1,115,375
28	271000	Office Equipment, Furniture - Fittings	76,575	76,575	76,575
29	272000	Information & Communication Technology	38,800	38,800	38,800
30	273000	Motor Vehicles	-	-	-
31	274000	Feasibility Studies & Project Preparation	-	-	-
32	275000	Plant, Equipment - Machinery	-	-	-
33	276000	Construction, Renovation - Improvements	1,000,000	1,000,000	1,000,000
34	-	Grand Total	47,364,645	47,364,645	54,357,923

Recurrent Budget Report - Kina - (Data Source - Treasury) - **data not available for Drugs and Medical Supplies & Utilities**

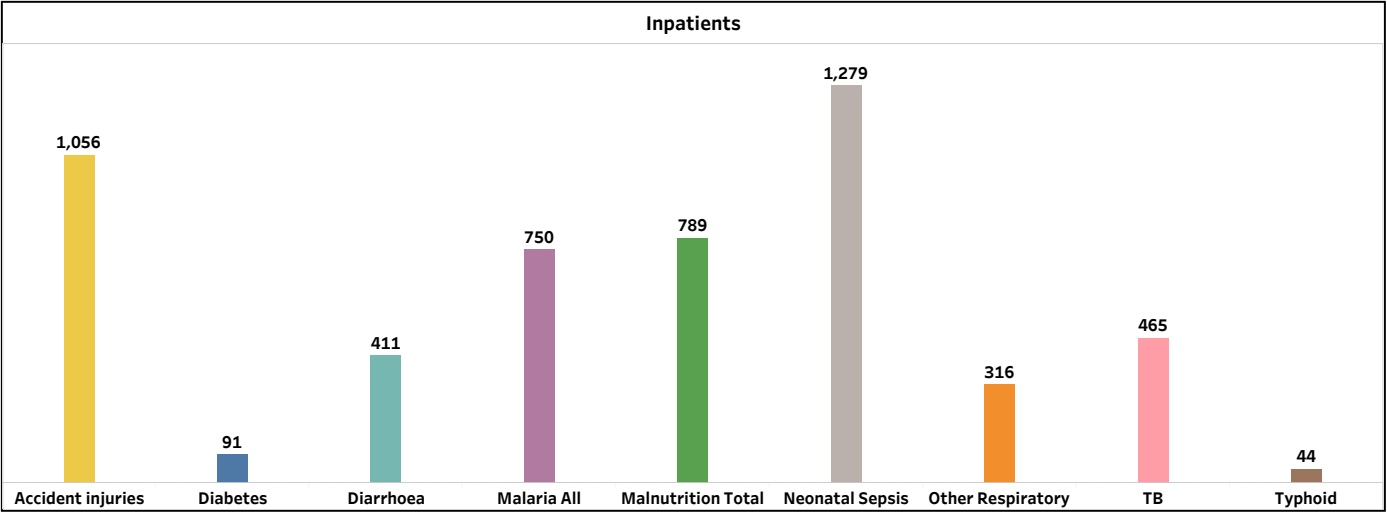
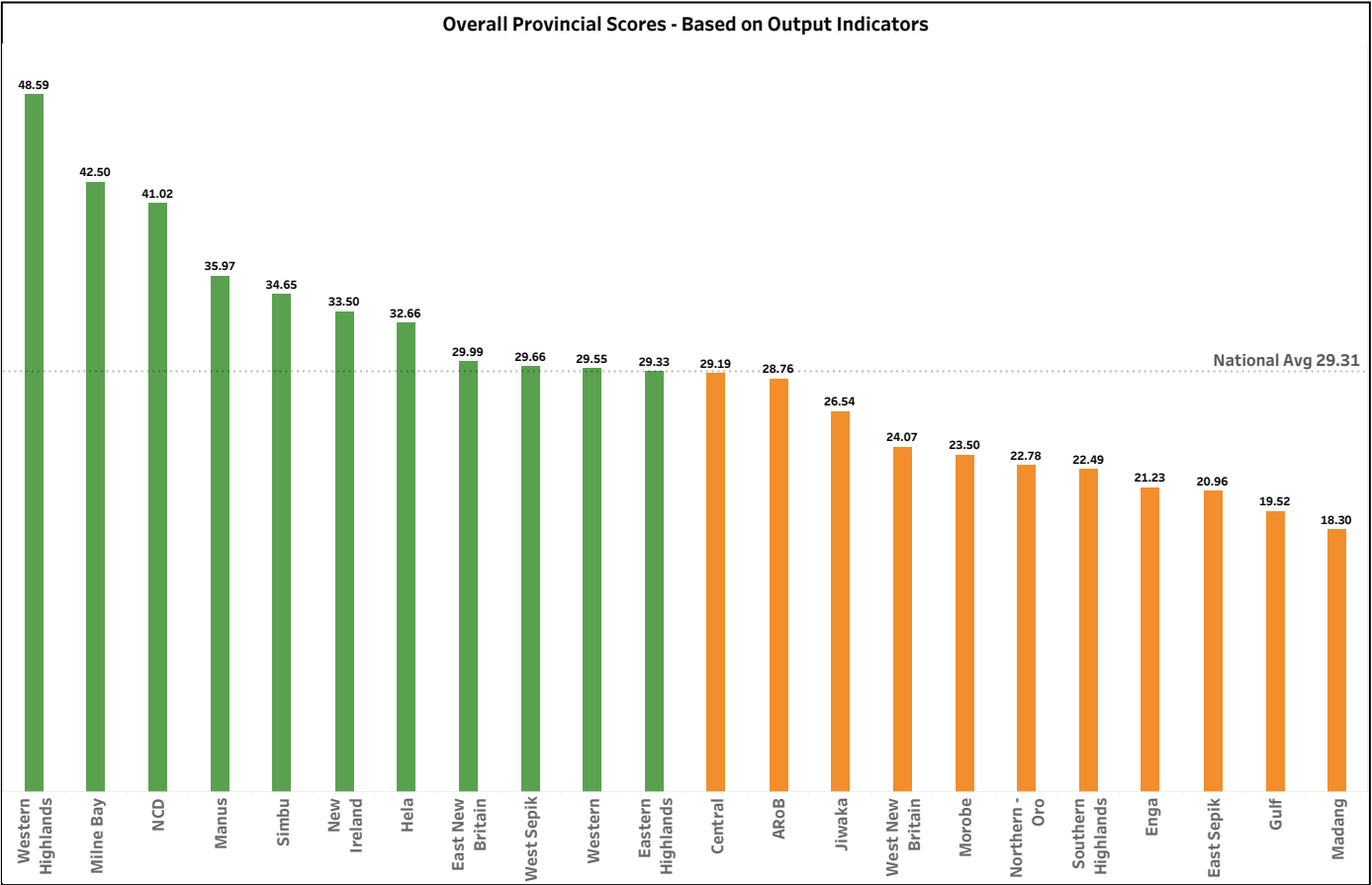
Management Category.	2023 - Budget	2023 - CFC	2023 - Expenditure	Expenditure per Capita	Discretionary Expenditure per Capita
GoPNG	47,364,645	47,364,645	54,357,923	102.54	23.02
Catholic Church Health Services	5,973,317	-	3,435,881		
Christian Health Services	9,296,905	-	4,429,107		
Total	62,634,867	46,948,152	62,222,911		

Overview Pane - GoPNG Budget Only					
Num	Activity Code	Description.	2023 - Budget.	2023 - CFC.	2023 - Expenditure.
1	21	T - Personnel Emoluments	33,041,117	33,041,117	40,034,395
2	211000	Salaries Allowances	26,796,117	26,796,117	35,789,264
3	212000	Wages	1,714,000	1,714,000	1,714,000
4	213000	Overtime	160,000	160,000	43,798
5	214000	Leave Fares	1,850,000	1,850,000	1,850,000
6	215000	Retirement Benefits, Pensions, Gratuities	2,521,000	2,521,000	637,333
7	217000	Contract Officers Education Benefits	-	-	-
8	22	T - Goods and Services	5,505,646	5,505,646	5,505,646
9	221000	Domestic Travel - Subsistence	555,585	555,585	555,585
10	222000	Travel - Subsistence	-	-	-
11	223000	Office Materials - Supplies	427,960	427,960	427,960
12	224000	Operational Materials - Supplies	2,374,337	2,374,337	2,374,337
13	225000	Transport - Fuel	162,182	162,182	162,182
14	226000	Administrative Consultancy Fees	-	-	-
15	227000	Other Operational Expenses	1,723,316	1,723,316	1,723,316
16	228000	Training	262,266	262,266	262,266
17	229000	Other Category for Donor Funded Projects	-	-	-
18	23	T - Utilities, Rentals and Property Costs	1,032,377	1,032,377	1,032,377
19	231000	Utilities	60,000	60,000	60,000
20	232000	Rentals - Property	818,150	818,150	818,150
21	233000	Routine Maintenance	154,227	154,227	154,227
22	25	T - Grants Subsidies and Transfers	6,670,130	6,670,130	6,670,130
23	251000	Membership Fees, Subscriptions & Contribution	-	-	-
24	252000	Grants - Transfers - Public Authorities	6,670,130	6,670,130	6,670,130
25	26	T - Acquisition of Existing Assets	0	0	0
26	261000	Acquisition of Lands, Buildings & Structures	-	-	-
27	27	T - Capital Formation	1,115,375	1,115,375	1,115,375
28	271000	Office Equipment, Furniture - Fittings	76,575	76,575	76,575
29	272000	Information & Communication Technology	38,800	38,800	38,800
30	273000	Motor Vehicles	-	-	-
31	274000	Feasibility Studies & Project Preparation	-	-	-
32	275000	Plant, Equipment - Machinery	-	-	-
33	276000	Construction, Renovation - Improvements	1,000,000	1,000,000	1,000,000
34	-	Grand Total	47,364,645	47,364,645	54,357,923



Morobe PHA

Province	Morobe				2023Q4
Population Growth	Population	Ranking Change - 2020 to 2023			
2.00%	998,835	13	15	16	23.50



Outpatient Attendances					
Provincial Hospital	District Hospital	Urban Clinic	Health Centre	Community Health Post	Health Sub Centre
79,826	10,824	238,841	241,342	17,436	190,360

Province	Morobe			2023Q4
Pneumonia Deaths Children <5 yrs. 4.6% Benchmark < 2.5%	Malnutrition Children <5 yrs. 21.7% Benchmark < 25.0%	Low Birth Weight 7.7% Benchmark < 9.0%	Malaria / 1,000 Pop. 112 Benchmark < 175	Diarrhoeal Children per 1,000 <5yrs. 114 Benchmark < 220
Injuries / 1,000 Pop. 17 Benchmark - 0	Outreach Clinics 17 Benchmark > 48 x yr	Measles Vaccine 9-17 mths. 34.1% Benchmark > 68.0%	Pentavalent Coverage Children <1yr. 36.7% Benchmark > 68.0%	Facility Births 39.9% Benchmark > 68.0%
Prov Hospital Births from Centres - per 1,000 Benchmark - 0	Antenatal Care 60.3% Benchmark > 80.0% + x 1 visit	Family Planning 85 Benchmark > 125 yrs	Outpatient Visits 0.8 Benchmark > 1.8 + in yr.	Months with Stock 36.4% Benchmark > 85.0% + in yr.

Province Health Service Performance			
	Outreach clinics	Outpatient Visits	Months with Stock
Bulolo	10	0.5	39.4%
Finschaffen	22	0.7	35.9%
Huon - Gulf	13	0.6	21.4%
Kabwum	7	0.7	40.7%
Lae	19	1.6	48.8%
Markham	21	0.6	19.4%
Menyamya	18	0.8	30.0%
Nawae	27	0.7	53.2%
Tewae - Siassi	16	0.5	16.1%

Vaccination Coverage - Children	
Measles Vaccine 9-17 mths	Pentavalent Coverage <1 yr
20.0%	20.5%
25.3%	24.0%
33.0%	34.2%
63.6%	10.3%
41.6%	66.9%
33.2%	47.4%
20.0%	16.2%
40.6%	44.6%
39.0%	28.6%

Maternal, New Born - Family Planning		
	Facility Births	Antenatal Care
Bulolo	20.0%	66.3%
Finschaffen	29.2%	47.3%
Huon - Gulf	0.8%	56.9%
Kabwum	8.9%	28.2%
Lae	116.3%	88.3%
Markham	25.3%	52.6%
Menyamya	11.7%	58.7%
Nawae	25.1%	57.1%
Tewae - Siassi	16.9%	25.5%

Child Health and Nutrition < 5 yrs		
Pneumonia Deaths	Malnutrition	Diarrhoeal Children
0.0%	23.3%	114
6.3%	28.3%	24
0.0%	17.1%	81
11.1%	63.5%	31
4.0%	11.4%	250
5.0%	13.4%	65
7.8%	58.9%	112
0.0%	23.3%	48
2.4%	33.8%	40

Performance Indicators and Ranking are 'Impacted' by timeliness and completeness of eNHIS Reporting

Monthly Reports Submitted - Hospitals (HO-R - Regional) (HO-P - Provincial) (HO-D - District)

Districts.	Facility.	Management	Inpatients	Outpatients	Deaths	
Bulolo	Bulolo HO-D	GoPNG	12	12	12	■
Lae	ANGAU HO-P	GoPNG	12	12	12	■

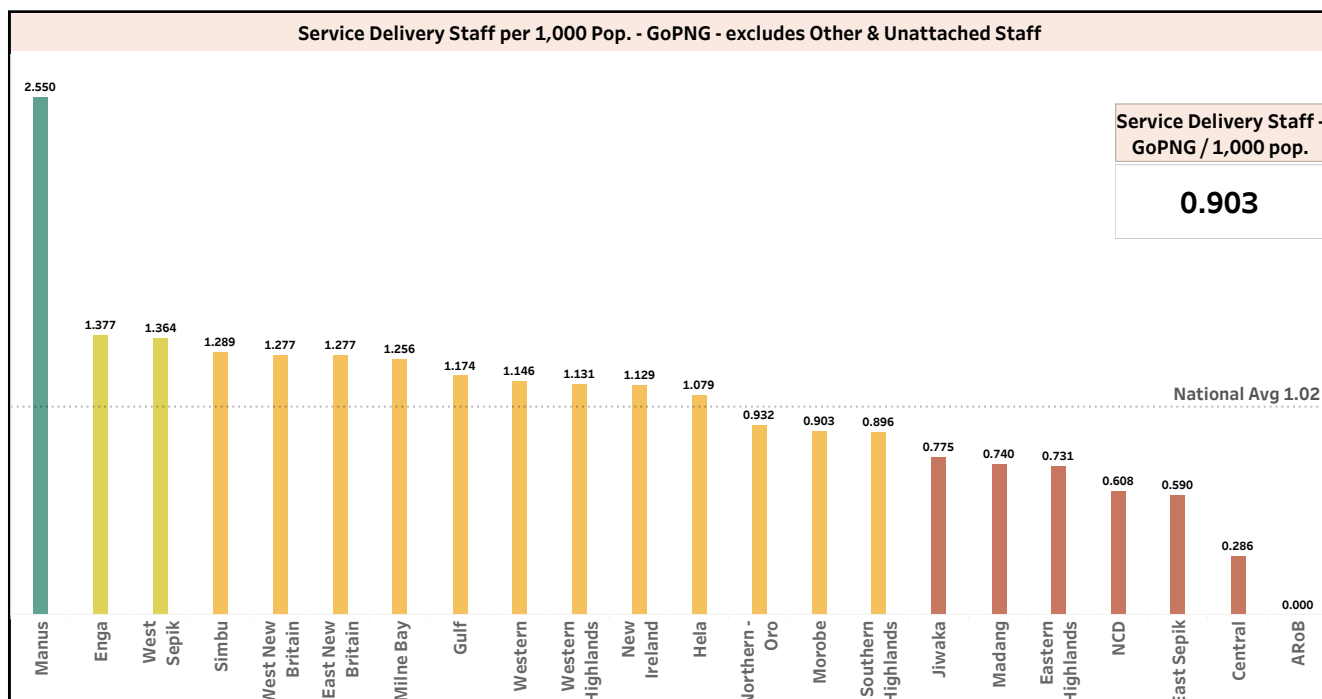
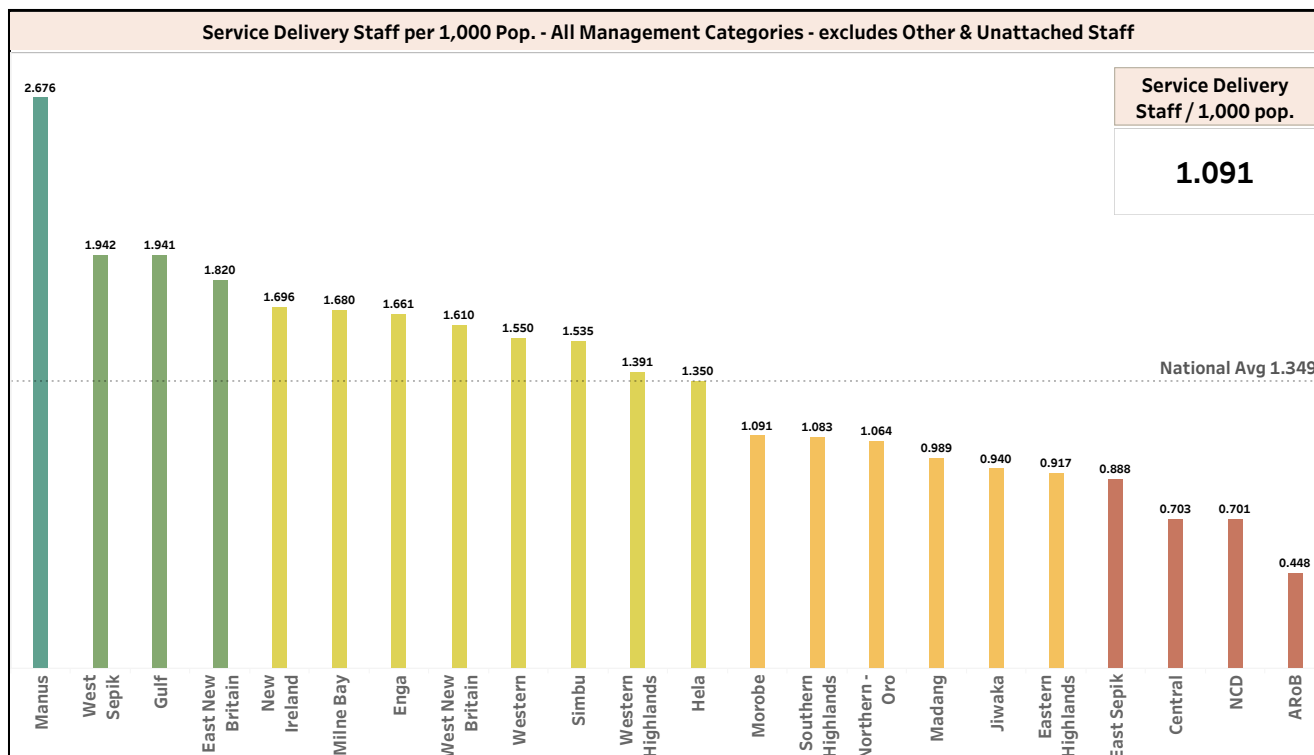
Monthly Reports Submitted - Health Centres (HC) and Urban Clinics (UC)

Districts.	Facility.	Management	Inpatients	Outpatients	Deaths	
Bulolo	Garaina HC	GoPNG	11	11	11	■
	Wafi UC	GoPNG	0	0	0	■
	Wau HC	GoPNG	9	9	9	■
Finschaffien	Braun HC	CHS - Lutheran	11	11	11	■
	Wagezaring HC	CHS - Lutheran	12	12	12	■
	Gagidu UC	GoPNG	12	12	12	■
Huon - Gulf	Morobe HC	GoPNG	10	10	10	■
Kabwum	Derim HC	GoPNG	11	11	11	■
	Kabwum HC	GoPNG	11	11	11	■
Lae	Centre of Mercy UC	Catholic Church Health Ser..	12	12	12	■
	Tent City UC	CHS - Lutheran	12	12	12	■
	Buimo UC	GoPNG	12	12	12	■
	Butibum UC	GoPNG	11	11	11	■
	Haikost UC	GoPNG	12	12	12	■
	Igam Barracks UC	GoPNG	12	12	12	■
	Malahang HC	GoPNG	12	12	12	■
	Milfordhaven UC	GoPNG	12	12	12	■
	Taraka UC	GoPNG	12	12	12	■
	Unitech UC	GoPNG	12	12	12	■
	Mutzing HC	GoPNG	12	12	12	■
	Wantoat HC	GoPNG	12	12	12	■
Markham	Aseki HC	CHS - Lutheran	12	12	12	■
	Menyamya HC	CHS - Lutheran	12	12	12	■
Nawae	Boana HC	GoPNG	12	12	12	■
	Etep HC	CHS - Lutheran	12	12	12	■
Tewae - Siassi	Lablab HC	CHS - Lutheran	12	12	12	■
	Semo HC	GoPNG	12	12	12	■
	Sialum HC	GoPNG	11	11	11	■

Monthly Reports Submitted - Community Health Posts (CHP) and Health Sub Centres (SC)

Districts.	Facility.	Management	Inpatients	Outpatients	Deaths	
Bulolo	Buang SC	GoPNG	12	12	12	■
	Garasa CHP	GoPNG	0	0	0	■
	Mumeng CHP	GoPNG	12	12	12	■
	Watut SC	CHS - Lutheran	10	10	10	■
Finschaffien	Kitoc SC	GoPNG	12	12	12	■
	Makini SC	CHS - Lutheran	11	11	11	■
	Mindik SC	CHS - Lutheran	12	12	12	■
	Ogeranang SC	GoPNG	8	8	8	■
Huon - Gulf	Salamaua SC	GoPNG	8	8	8	■
	Wampar SC	GoPNG	12	12	12	■
	Zaka SC	CHS - Lutheran	12	12	12	■
Kabwum	Busaon SC	GoPNG	12	12	12	■
	Indagen SC	GoPNG	12	12	12	■
	Wemasa SC	GoPNG	5	5	5	■
	Yalumet SC	CHS - Lutheran	10	10	10	■
Markham	Tsuia SC	GoPNG	12	12	12	■
Menyamya	Kapo SC	CHS - Lutheran	12	12	12	■
	Kwaplalaim SC	CHS - Lutheran	12	12	12	■
	Tawa SC	CHS - Lutheran	12	12	12	■
	Yamaya CHP	GoPNG	12	12	12	■
Nawae	Boac SC	GoPNG	11	11	11	■
	Situm SC	GoPNG	12	12	12	■
	Torowa SC	CHS - Lutheran	12	12	12	■
Tewae - Siassi	Kalasa SC	CHS - Lutheran	11	11	11	■

Staffing Profile											Total Health Staff / 1,000 pop.
Management Category	Allied Health	CHW's	HEO's	Medical	Nursing	Other	Unattac..	Total Staff	M	F	
1 GoPNG	72	451	26	42	311	157	81	1,140	547	593	
2 Catholic Health Services	2	15	1	0	13	6	4	41	17	24	
3 Christian Health Services	4	98	5	0	50	46	0	203	117	86	
4 Other Non Govt Entities											
Grand Total	78	564	32	42	374	209	85	1,384	681	703	1.386



PHA - Board Membership			
Board Position	Member	Appointment Related Section	Expiry Date
Chair	David Bruce Wissink	Sec. 17 (2) (c) - Business Rep	23/05/2026
Members	Dora Lenturut	Sec. 17 (2) (a) - NDoH Rep	23/05/2026
	Robin Bazzynu	Sec. 17 (2) (b) - District Health Rep	23/05/2026
	Nellie Mclay	Sec. 17 (2) (c) - Business Rep	23/05/2026
	Zoe Rosalyn Harrison	Sec. 17 (2) (c) - Business Rep	23/05/2026
	Rev. Bishop Lucas Kedabing	Sec. 17 (2) (d) - Religious Denomination	23/05/2026
	Carol Yawing	Sec. 17 (2) (e) - Women in Community	23/05/2026
	Lois Kesu Nakrnai	Sec. 17 (2) (f) - Community Rep	23/05/2026
External Financial Audit	Pst. David Reeves	Sec. 17 (2) (f) - Community Rep	23/05/2026
	Max Bruten	Sec. 17 (5) Ex - Officio	23/05/2026

PHA - Senior Management Team				
S..	Senior Position	Officer	Contact Nums	Email
1	Chief Executive Officer	Binga, Kipas Wewa Dr	4732102 - 70877931	kwbinga@gmail.com
2	Manager - Medical Services	Perone, Ruso Dr	-	ruso.perone@gmail.com
3	Assistant Manager - Medical Services	Menda, Lincoln Dr	70032566	mal_menda@outlook.com
4	Deputy Director - Nursing	Amol, Concila	70014655	consy167@gmail.com
5	Manager - Finance	Kumal, Aung	-	aungkumal@gmail.com
6	Deputy Director - Assisant - Nursing - Clinical	Samai, Diana	-	-
7	Deputy Director - Assistant - Nursing - Admin	Polis, Steven	-	-
8	Coordinator - General Services	Noese, Ivan	-	-
9	Associate Advisor	Aita, Jack	79623584	-

Catholic Church Health Services - Senior Management Team			
CCHS Role	Officer	Contact Nums	Email
Bishop	Rozario Menezes, SMM	72563309	rozariomenezes@gmail.com
Health Manager	Sr Knowledge Ndlovu	71757719	skieknoe07@gmail.com
Accountant	Elsie Twain	7263 8068	etwain32@gmail.com
M & E Officer	Benson Poli	75393760	cchslaediocese@gmail.com

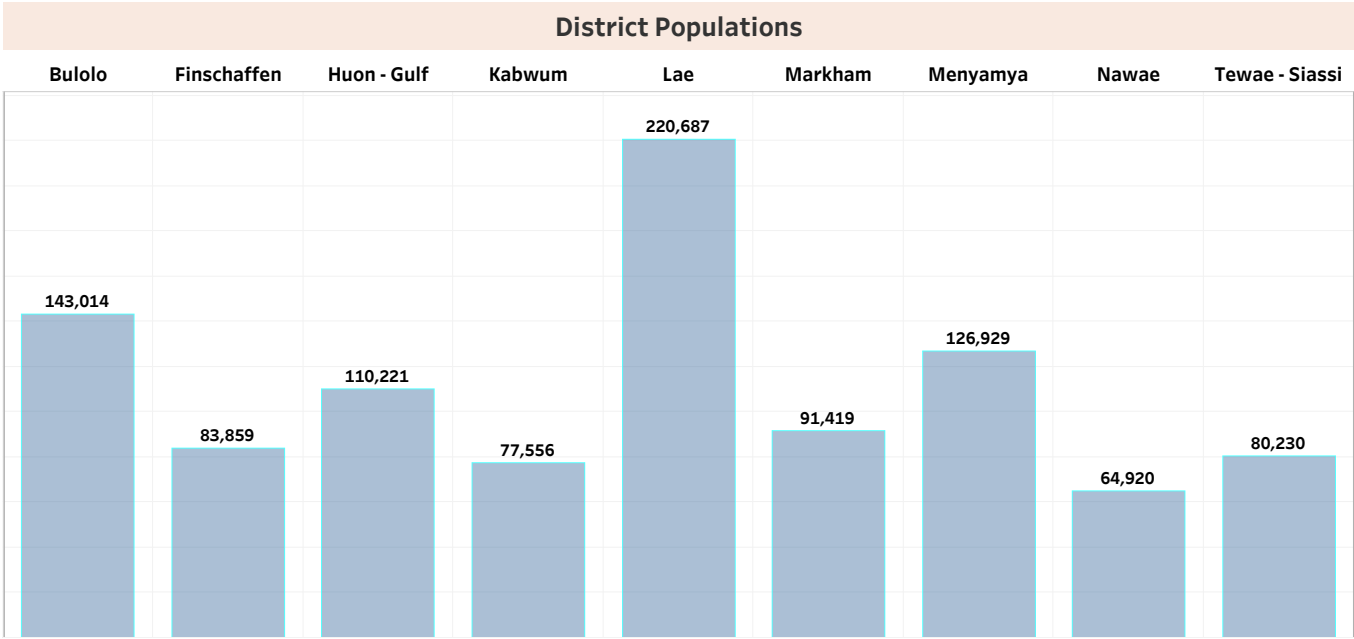
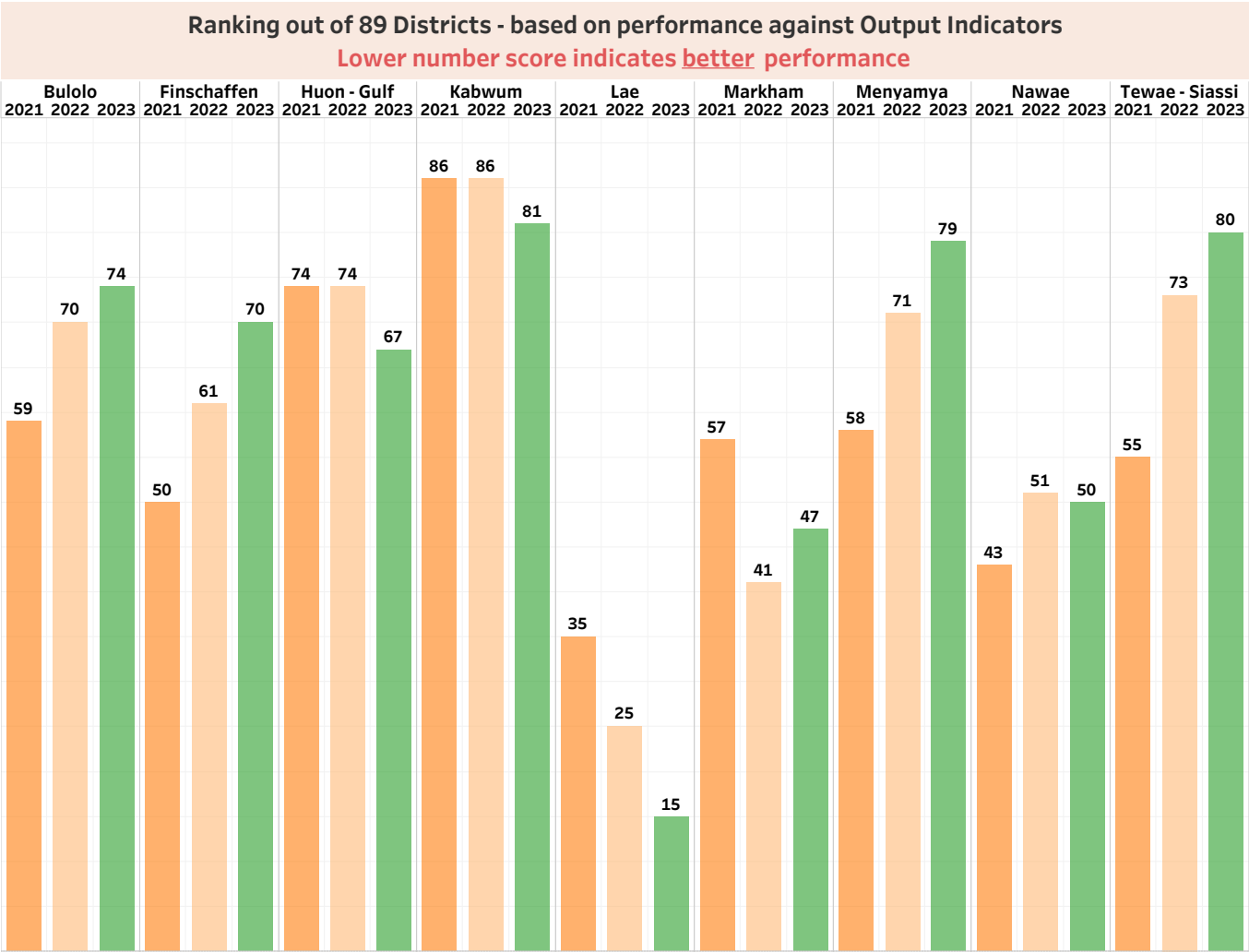
Health Facility Profile - Government and Non Government				
Type	L2 - CHP / HSC.	L3 - HC / UC.	L4 - Dist Hosp	L5 - Prov Hosp
Major Hospital				1
District Hospital			1	
Urban Clinic		12		
Health Centre		18		
Community Health ..	24			
Grand Total	24	30	1	1

Capital Investment & Asset Management Initiatives									
.	Facility/District	Project	Plan	Design	Contract	Progress	Funding	Budget - Total	Spend in 2023
1	23935 Morobe	Prov Hospital Redevelop - ANGAU - HO-P	-	-	-	-	GoPNG - PIP	4,000,000	4,000,000
2	ANGAU Memorial Hospital	Redevelop	Yes	Yes	Yes	95%	DFAT - GoPNG	124,020,000	-
3	ANGAU - Lae Cancer Unit	Development	Yes	Yes	Yes	-	DFAT - GoPNG	2,500,000	-
4	Umba CHP	Completed Oct 2022 via ADB	Yes	Yes	Yes	100%	DFAT Grant	4,880,000	-

Recurrent Budget Report - Kina - (Data Source - Treasury) - **data not available for Drugs and Medical Supplies & Utilities**

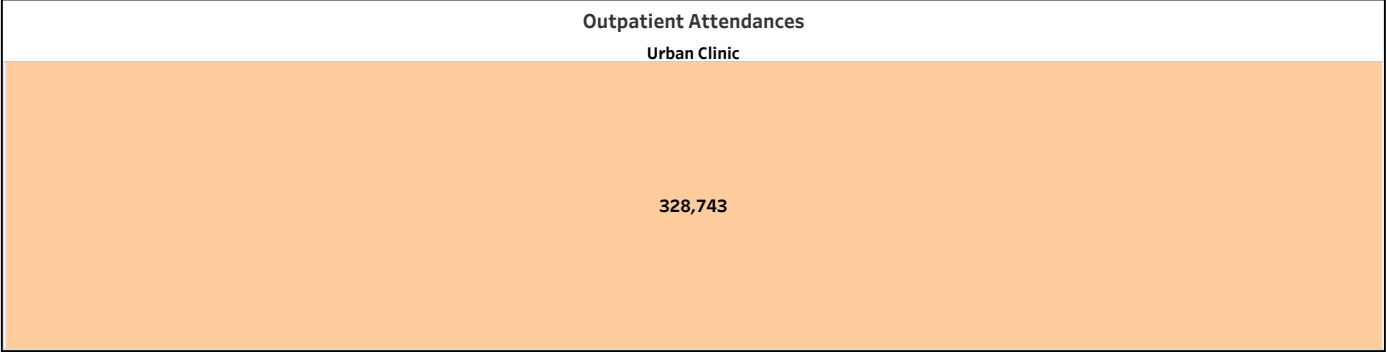
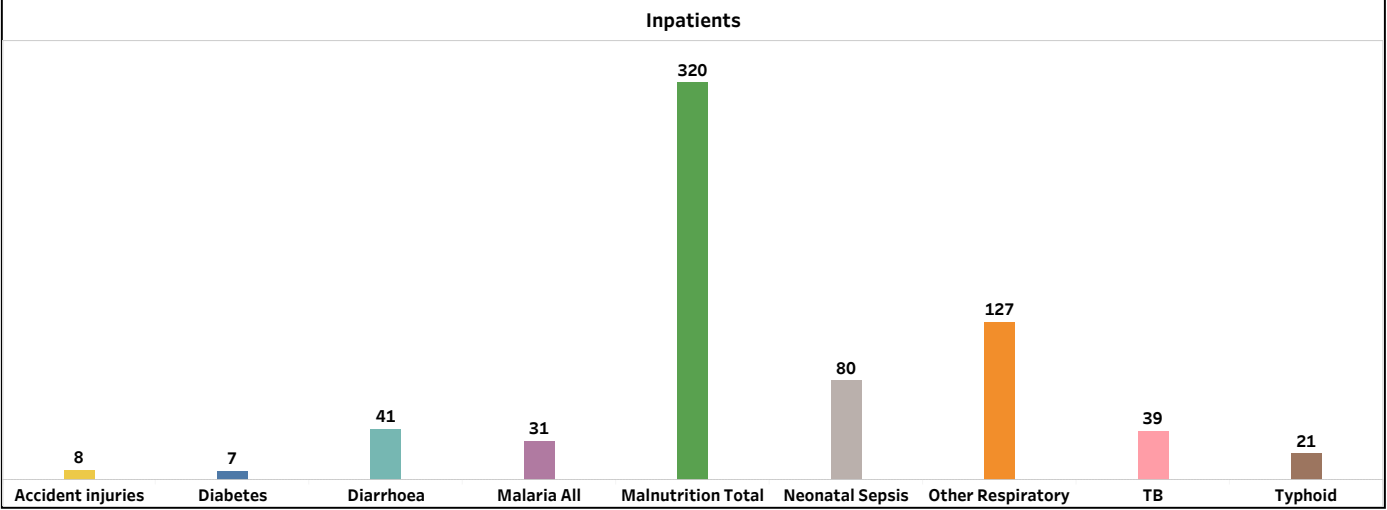
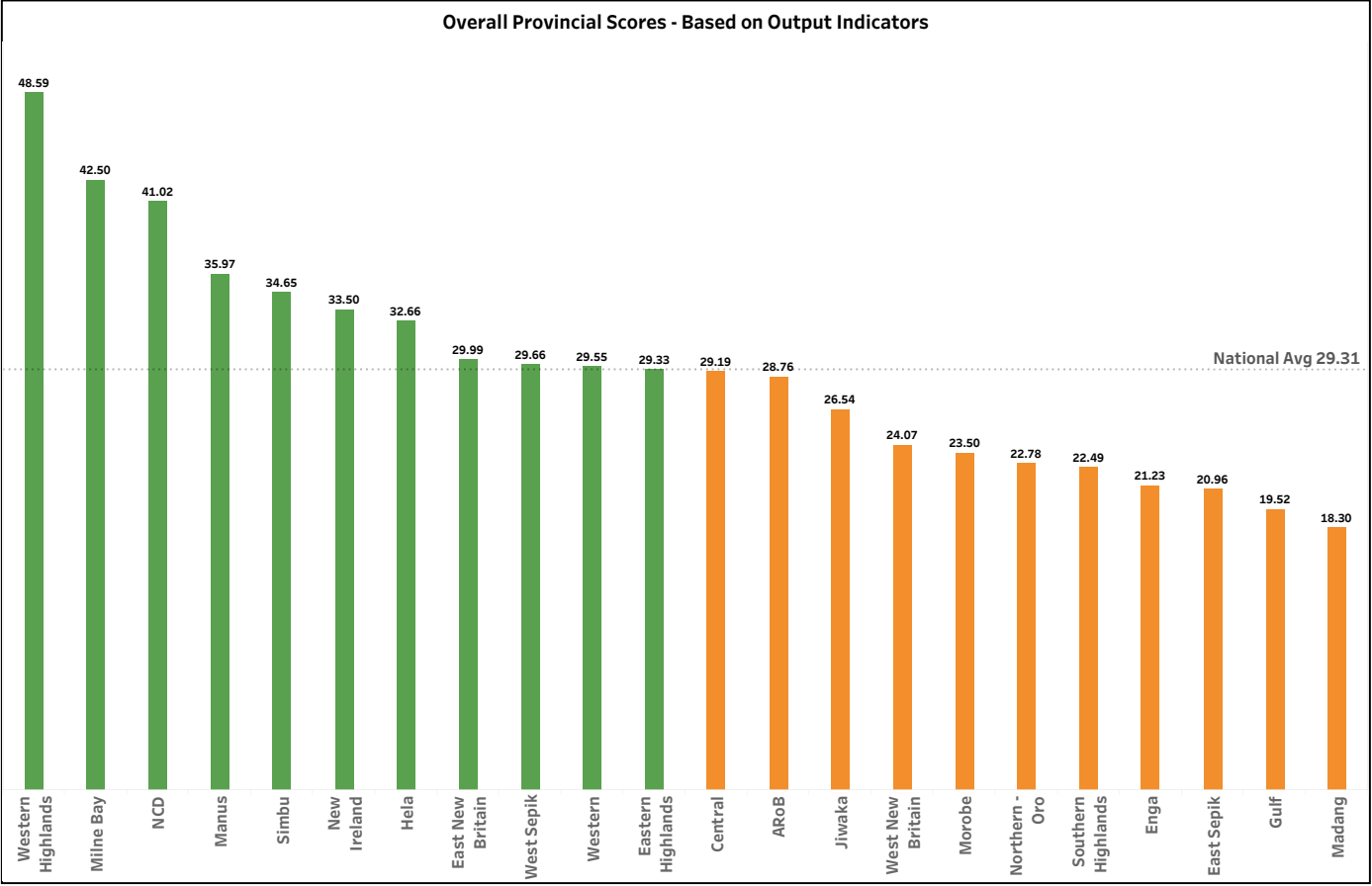
Management Category.	2023 - Budget	2023 - CFC	2023 - Expenditure	Expenditure per Capita	Discretionary Expenditure per Capita
GoPNG	222,289,317	62,289,316	106,114,390	213.91	15.58
Catholic Church Health Services	1,985,196	-	1,303,651		
Christian Health Services	20,767,049	-	9,804,118		
Total	245,041,562	62,289,316	117,222,159		

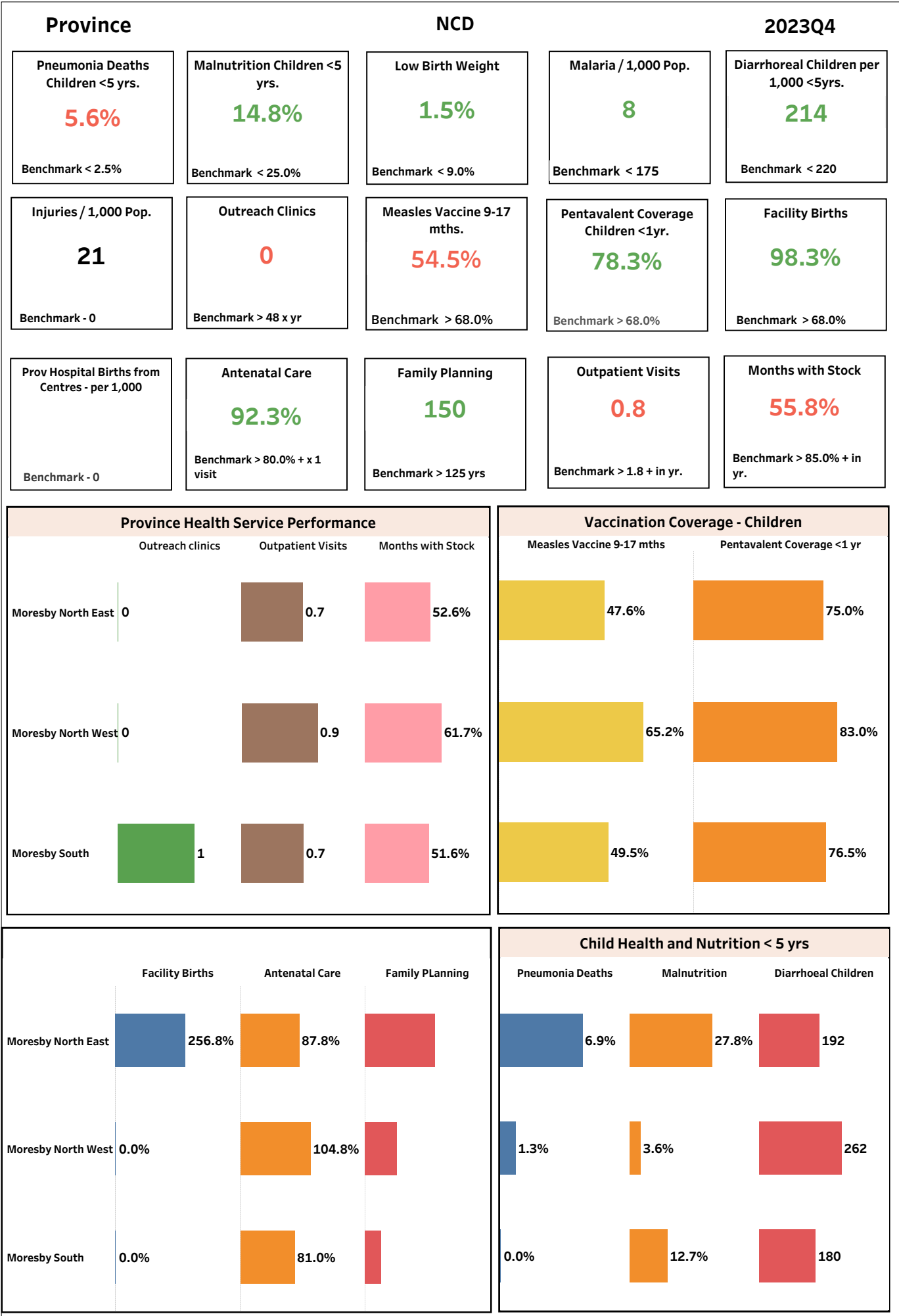
Overview Pane - GoPNG Budget Only					
Num	Activity Code	Description.	2023 - Budget.	2023 - CFC.	2023 - Expenditure.
1	21	T - Personnel Emoluments	44,550,000	44,549,999	67,401,206
2	211000	Salaries Allowances	37,439,914	37,439,914	59,679,412
3	212000	Wages	3,410,000	3,410,000	3,410,000
4	213000	Overtime	330,006	330,006	542,533
5	214000	Leave Fares	2,046,080	2,046,080	2,046,080
6	215000	Retirement Benefits, Pensions, Gratuities	1,290,000	1,289,999	1,689,181
7	217000	Contract Officers Education Benefits	34,000	34,000	34,000
8	22	T - Goods and Services	8,563,408	8,563,408	8,563,408
9	221000	Domestic Travel - Subsistence	371,423	371,423	371,423
10	222000	Travel - Subsistence	-	-	-
11	223000	Office Materials - Supplies	697,961	697,961	697,961
12	224000	Operational Materials - Supplies	3,314,934	3,314,934	3,314,934
13	225000	Transport - Fuel	335,435	335,435	335,435
14	226000	Administrative Consultancy Fees	87,478	87,478	87,478
15	227000	Other Operational Expenses	3,625,536	3,625,536	3,625,536
16	228000	Training	130,641	130,641	130,641
17	229000	Other Category for Donor Funded Projects	-	-	-
18	23	T - Utilities, Rentals and Property Costs	5,338,379	5,338,379	5,338,379
19	231000	Utilities	147,645	147,645	147,645
20	232000	Rentals - Property	5,040,000	5,040,000	5,040,000
21	233000	Routine Maintenance	150,734	150,734	150,734
22	25	T - Grants Subsidies and Transfers	40,436	40,436	40,436
23	251000	Membership Fees, Subscriptions & Contribution	40,436	40,436	40,436
24	252000	Grants - Transfers - Public Authorities	-	-	-
25	26	T - Acquisition of Existing Assets	0	0	0
26	261000	Acquisition of Lands, Buildings & Structures	-	-	-
27	27	T - Capital Formation	163,797,094	3,797,094	24,770,961
28	271000	Office Equipment, Furniture - Fittings	105,061	105,061	105,061
29	272000	Information & Communication Technology	-	-	-
30	273000	Motor Vehicles	-	-	-
31	274000	Feasibility Studies & Project Preparation	-	-	-
32	275000	Plant, Equipment - Machinery	192,033	192,033	192,033
33	276000	Construction, Renovation - Improvements	163,500,000	3,500,000	24,473,867
34	-	Grand Total	222,289,317	62,289,316	106,114,390



National Capital District

Province	NCD				2023Q4
Population Growth	Population	Ranking Change - 2020 to 2023			
3.30%	486,726	1	4	2	3
					NCD Score
					41.02





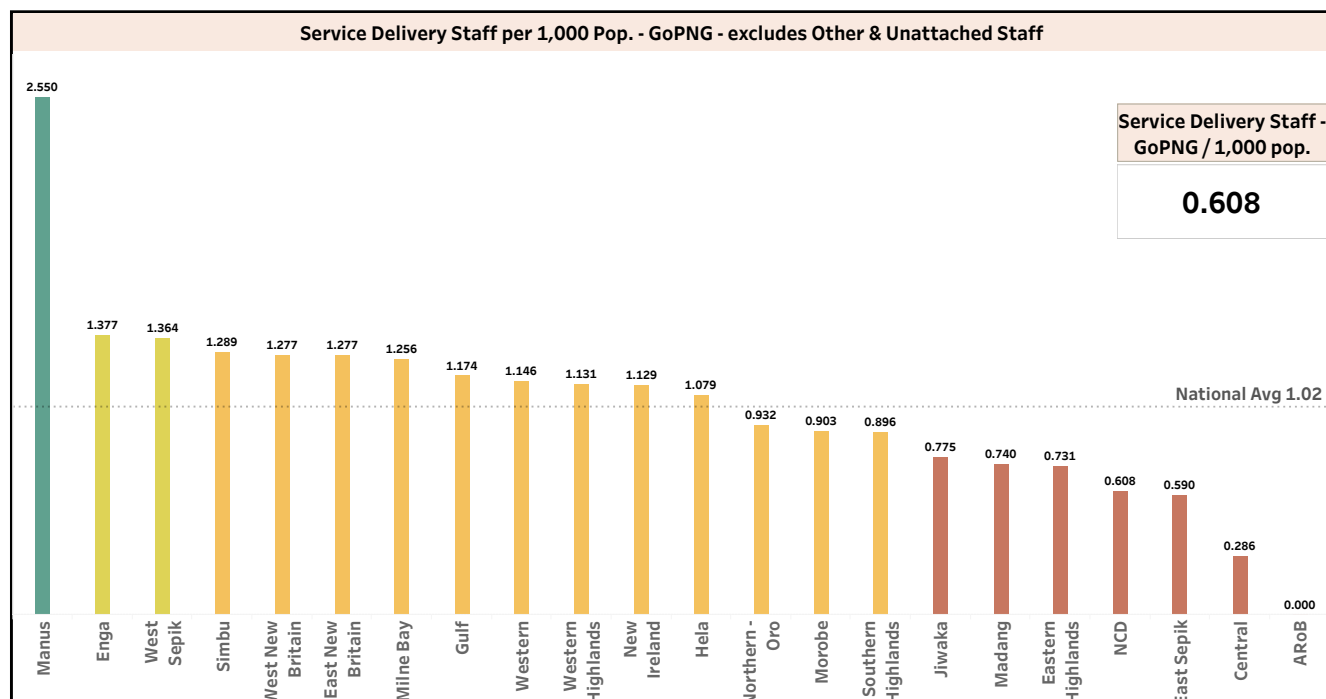
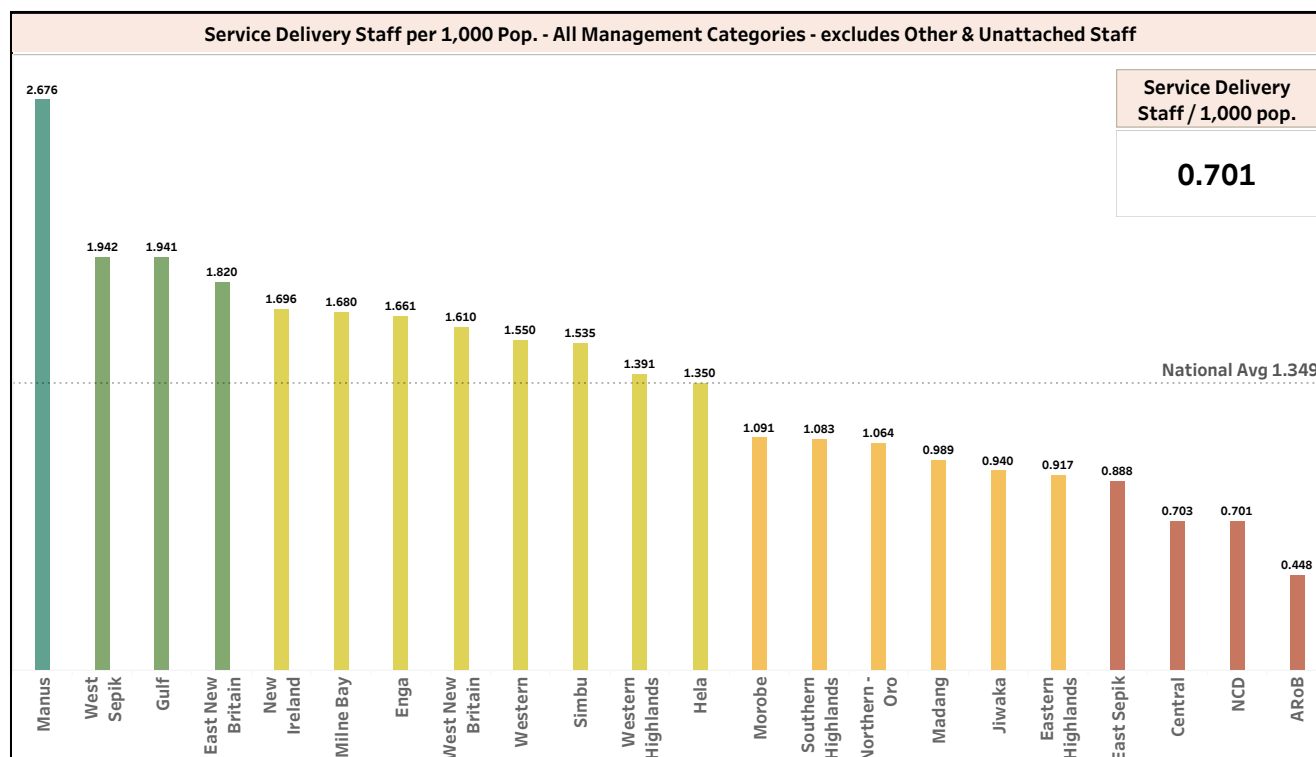
Performance Indicators and Ranking are 'Impacted' by timeliness and completeness of eNHIS Reporting

Monthly Reports Submitted - Hospitals (HO-R - Regional) (HO-P - Provincial) (HO-D - District)

Monthly Reports Submitted - Health Centres (HC) and Urban Clinics (UC)						
Districts.	Facility.	Management	Inpatients	Outpatients	Deaths	
Moresby North East	9 Mile UC	CHS - Hope World Wide	11	11	11	■
	6 Mile UC	GoPNG	12	12	12	■
	Bomana Police College UC	GoPNG	12	12	12	■
	Gordons UC	GoPNG	12	12	12	■
	Bomana CIS UC	PNG - Correctional Institut..	12	12	12	■
	Jacksons Airbase UC	PNG - Defence Force	12	12	12	■
	PNG Education Institute ..	PNG - Education Institute	12	12	12	■
Moresby North West	St Pauls UC	Catholic Church Health Ser..	12	12	12	■
	St Theresa UC	Catholic Church Health Ser..	12	12	12	■
	Marie Stopes UC	CHS - Anglican	12	12	12	■
	Tokarara UC	CHS - Seventh-Day Adventi..	12	12	12	■
	Gerehu UC	GoPNG	12	12	12	■
	Morata UC	GoPNG	12	12	12	■
	Anglicare Begabari UC	NGO - Marie Stopes	12	12	12	■
	Murray Barracks UC	PNG - Defence Force	12	12	12	■
	PNG IPA UC	PNG - Institute of Public A..	12	12	12	■
Moresby South	University UC	PNG - University	12	12	12	■
	Kaugere 4 Square UC	CHS - Foursquare	12	12	12	■
	Lawes Road UC	CHS - Hope World Wide	12	12	12	■
	Ulamagi Nazarene UC	CHS - Nazarene Health Min..	12	12	12	■
	Salvation Army Koki UC	CHS - Salvation Army	12	12	12	■
	Badili UC	GoPNG	12	12	12	■
	Pari UC	GoPNG	12	12	12	■
	Vabukori UC	GoPNG	12	12	12	■
	PNGDF Taurama UC	PNG - Defence Force	12	12	12	■

Monthly Reports Submitted - Community Health Posts (CHP) and Health Sub Centres (SC)

Staffing Profile											Total Health Staff / 1,000 pop.
Management Category	Allied Health	CHW's	HEO's	Medical	Nursing	Other	Unattac..	Total Staff	M	F	
1 GoPNG	25	72	14	30	155	228	131	655	333	322	
2 Catholic Health Services	0	15	0	0	7	6	5	33	8	25	
3 Christian Health Services	0	12	2	0	9	39	0	62	29	33	
4 Other Non Govt Entities											
Grand Total	25	99	16	30	171	273	136	750	370	380	1.541



PHA - Board Membership			
Board Position	Member	Appointment Related Section	Expiry Date
Chair	Daniel Mcyano Waswas Daniel	Sec. 17 (2) (b) - District Health Rep	20/12/2026
Deputy Chair	Hubert Hanjausa Namanf	Sec. 17 (2) (c) - Business Rep	20/12/2026
Members	Dr. Doro Lenturut - Katal	Sec. 17 (2) (a) - NDoH Rep	20/12/2026
	Justin Chong Sen Tan	Sec. 17 (2) (c) - Business Rep	20/12/2026
Date of Most Recent	Yfannis Nicolaou	Sec. 17 (2) (c) - Business Rep	20/12/2026
Accreditation Survey	Rev. Jacob Kila Harry Kororoti	Sec. 17 (2) (d) - Religious Denomination	20/12/2026
	Loa Dika Toua	Sec. 17 (2) (e) - Women in Community	20/12/2026
External Financial Audit	Dr Luke Lyiambian Anthony	Sec. 17 (2) (f) - Community Rep	20/12/2026
	Mirriam Dogimab	Sec. 17 (2) (f) - Community Rep	20/12/2026
	Ravu Frank	Sec. 17 (5) Ex - Officio	20/12/2026

PHA - Senior Management Team				
S..	Senior Position	Officer	Contact Nums	Email
1	Chief Executive Officer	Yennie, Steven Dr	7010 1574	syenniedr@gmail.com
2	Director - Curative Health Services	Dokup, Micheal Dr	72778510 - 75733577	mdkhumann@gmail.com
3	Director - Public Health	Lano, Amos Dr	71908353 - 76077760	dramoslano@gmail.com
4	Director - Corporate Services	Kend, Priscillar	73368175 - 76183610 - 3239668	priscillap.kend@gmail.com
5	Deputy Director - Hospital Management	Kitembing, Ruben Jack	73040800	ruben.kitembing@gmail.com
6	Deputy Director - Disease Control - Surveillance	Nawara, Leonard	71833572	leonardnawara@gmail.com
7	Deputy Director - Family Health	Oge, Robin	72726485	robinoge@gmail.com
8	Deputy Director - District Health	Wawe, Siwi Steven	73880325	ncdpha.siwawawe@gmail.com
9	Deputy Director - Corporate Services	Kerenga, Willie	75507224 - 71404046	williekerenga@rocketmail.com
10	Manager - Medical Services	Gabut, Wat Esther	71563482	egabut@yahoo.com
11	Coordinator - District Health	Paralu, Robert	70294972	paralurobert@gmail.com
12	Coordinator - Strategic Planning & Communication	Kaprangi, Charles	72053607	Charlessirius@gmail.com
13	Manager - Nursing	Tai, Johnny	72010008	johnntai100@gmail.com
14	Manager - HR	Pakawa, Everlyn	-	-
15	Manager - Finance - Admin	Maia, Franky	72900090	frankymaia13@gmail.com
16	Manager - Building & Facilities	Mondo, Henz	75301893	henz.mondo@gmail.com

Catholic Church Health Services - Senior Management Team			
CCHS Role	Officer	Contact Nums	Email
Cardinal	John Ribat, MSC	7161 3672/70418603	abjribat@gmail.com, archdiocesanpomsecretary@gmail.com
Health Manager	Sr Geraldine OLSH	72160353	geraldinearua@gmail.com
Accountant	Immaculate Lalar	72693661 / 75329983	Lalarimma20@gmail.com
M & E Officer	Jessica Kasawen	79398565	jkasawen26@gmail.com

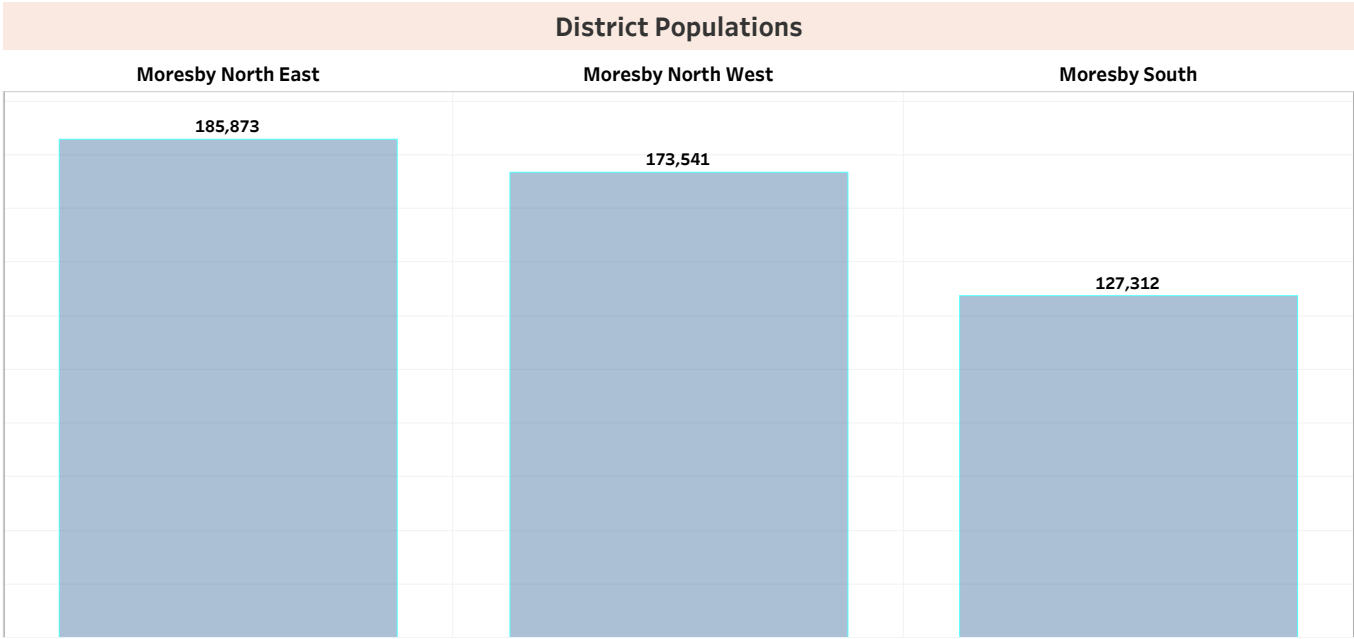
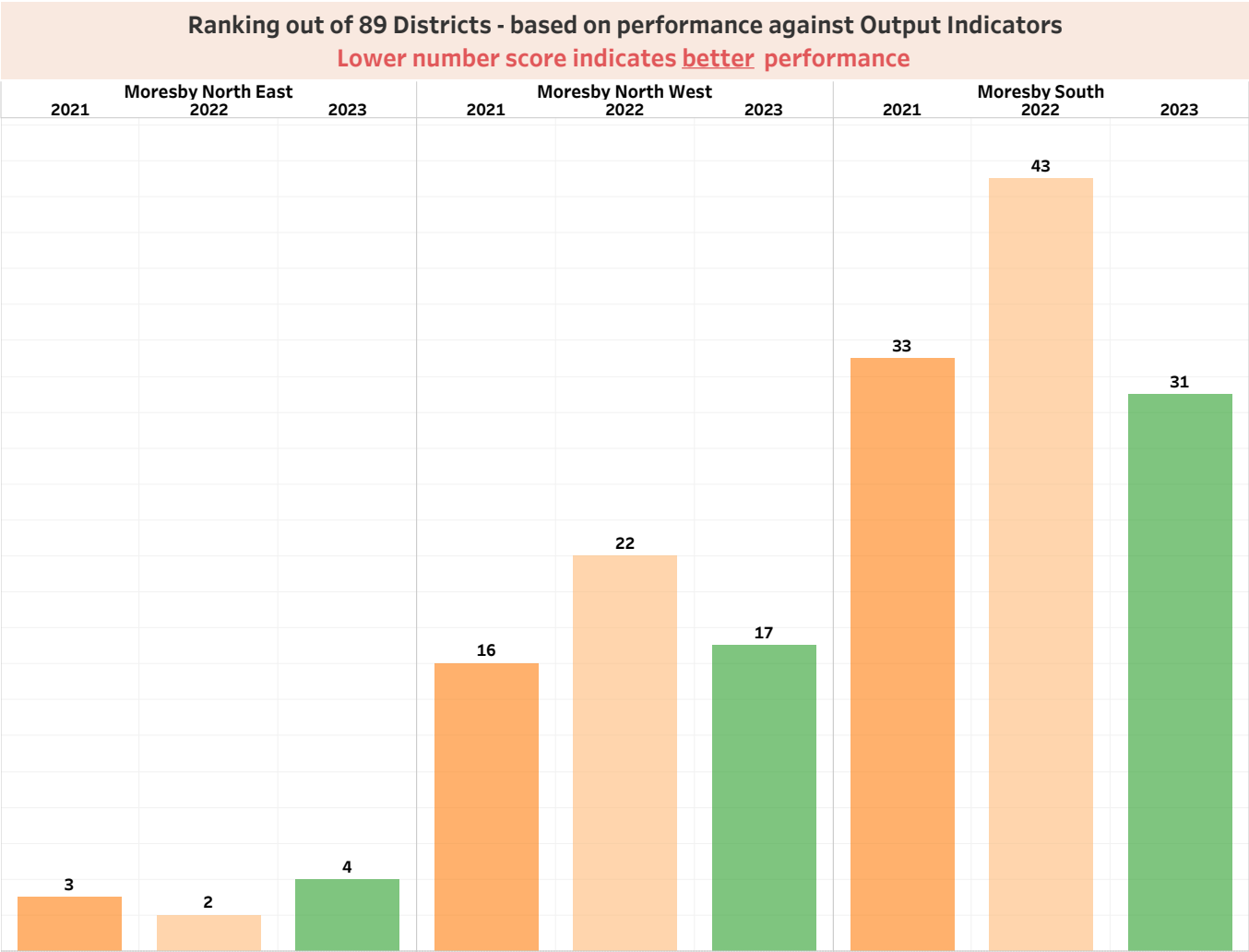
Health Facility Profile - Government and Non Government				
Type	L2 - CHP / HSC.	L3 - HC / UC.	L4 - Dist Hosp	L5 - Prov Hosp
Urban Clinic		27		
Grand Total		27		

Capital Investment & Asset Management Initiatives									
.	Facility/District	Project	Plan	Design	Contract	Progress	Funding	Budget - Total	Spend in 2023
1	23945 NCD	New Gerehu Hospital	-	-	-	-	GoPNG - PIP	10,000,000	10,000,000
2	Metoreia UC	New Facility	Yes	Yes	Yes	20%	DFAT Grant	0	20,937,845

Recurrent Budget Report - Kina - (Data Source - Treasury) - **data not available for Drugs and Medical Supplies & Utilities**

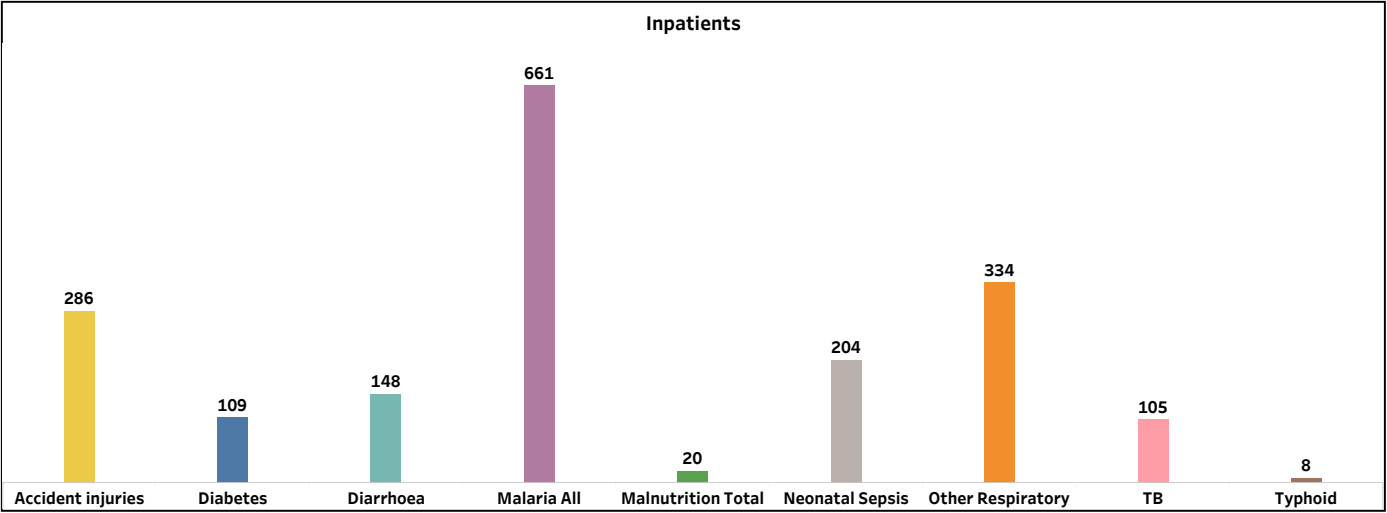
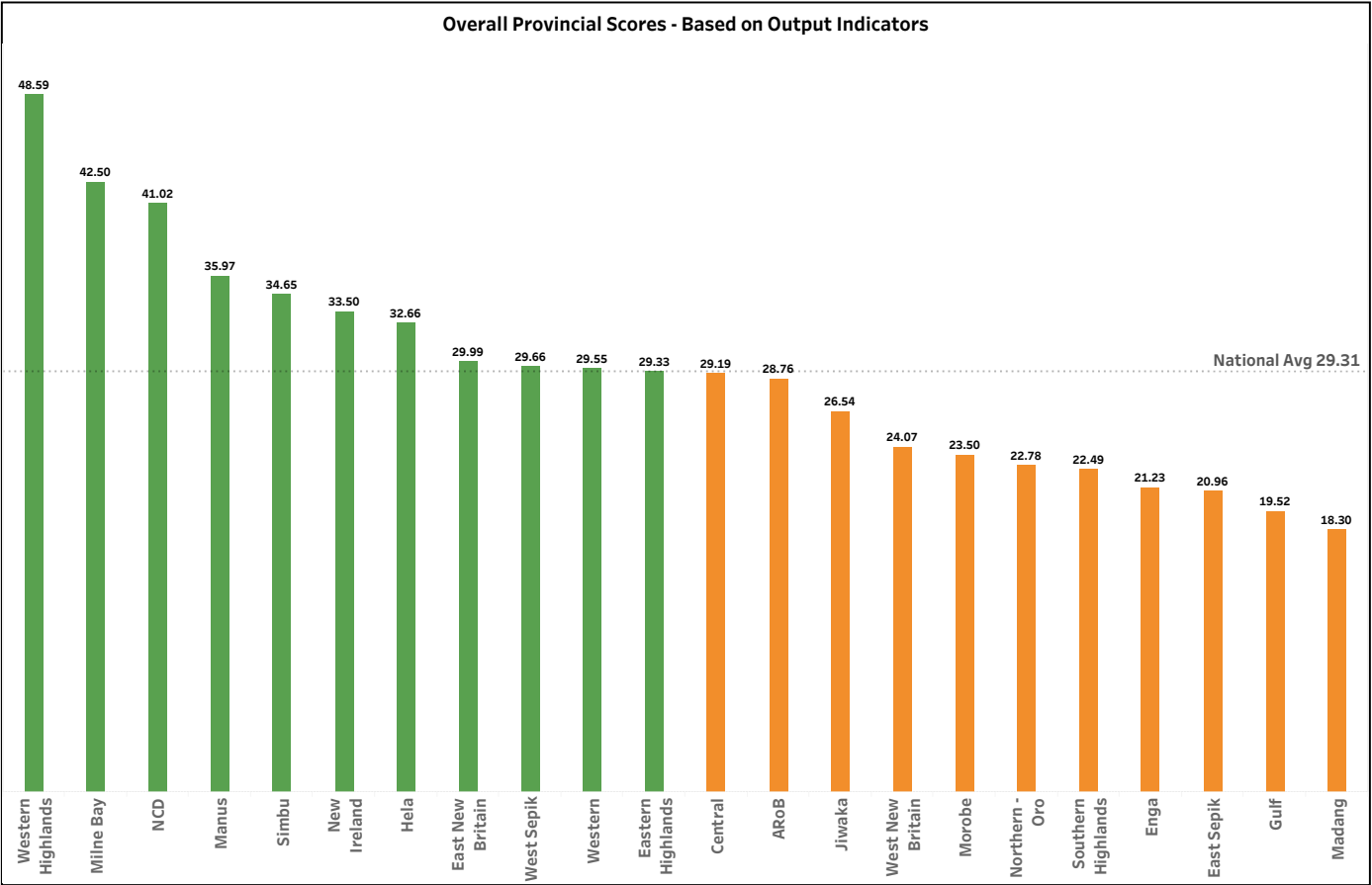
Management Category.	2023 - Budget	2023 - CFC	2023 - Expenditure	Expenditure per Capita	Discretionary Expenditure per Capita
GoPNG	49,777,459	49,777,458	42,928,357	197.36	48.73
Catholic Church Health Services	6,482,015	-	4,056,412		
Christian Health Services	2,778,058	-	2,073,856		
Total	59,037,532	49,777,458	49,058,625		

Overview Pane - GoPNG Budget Only					
Num	Activity Code	Description.	2023 - Budget.	2023 - CFC.	2023 - Expenditure.
1	21	T - Personnel Emoluments	35,353,460	35,353,459	28,504,358
2	211000	Salaries Allowances	31,884,760	31,884,760	24,783,470
3	212000	Wages	2,080,000	2,080,000	2,080,000
4	213000	Overtime	129,000	129,000	419,551
5	214000	Leave Fares	590,100	590,100	646,211
6	215000	Retirement Benefits, Pensions, Gratuities	669,600	669,599	575,126
7	217000	Contract Officers Education Benefits	-	-	-
8	22	T - Goods and Services	8,469,786	8,469,786	8,469,786
9	221000	Domestic Travel - Subsistence	404,481	404,481	404,481
10	222000	Travel - Subsistence	-	-	-
11	223000	Office Materials - Supplies	539,200	539,200	539,200
12	224000	Operational Materials - Supplies	3,438,574	3,438,574	3,438,574
13	225000	Transport - Fuel	452,899	452,899	452,899
14	226000	Administrative Consultancy Fees	-	-	-
15	227000	Other Operational Expenses	3,489,179	3,489,179	3,489,179
16	228000	Training	145,453	145,453	145,453
17	229000	Other Category for Donor Funded Projects	-	-	-
18	23	T - Utilities, Rentals and Property Costs	1,942,285	1,942,285	1,942,285
19	231000	Utilities	-	-	-
20	232000	Rentals - Property	1,863,285	1,863,285	1,863,285
21	233000	Routine Maintenance	79,000	79,000	79,000
22	25	T - Grants Subsidies and Transfers	500,000	500,000	500,000
23	251000	Membership Fees, Subscriptions & Contribution	-	-	-
24	252000	Grants - Transfers - Public Authorities	500,000	500,000	500,000
25	26	T - Acquisition of Existing Assets	0	0	0
26	261000	Acquisition of Lands, Buildings & Structures	-	-	-
27	27	T - Capital Formation	3,511,928	3,511,928	3,511,928
28	271000	Office Equipment, Furniture - Fittings	2,909	2,909	2,909
29	272000	Information & Communication Technology	-	-	-
30	273000	Motor Vehicles	-	-	-
31	274000	Feasibility Studies & Project Preparation	1,200,000	1,200,000	1,200,000
32	275000	Plant, Equipment - Machinery	9,019	9,019	9,019
33	276000	Construction, Renovation - Improvements	2,300,000	2,300,000	2,300,000
34	-	Grand Total	49,777,459	49,777,458	42,928,357



New Ireland PHA

Province	New Ireland				2023Q4
Population Growth	Population	Ranking Change - 2020 to 2023			
4.50%	231,151	11	8	11	6
					New Ireland Score
					33.50




Outpatient Attendances				
Provincial Hospital	Urban Clinic	Health Centre	Community Health Post	Health Sub Centre
39,887	30,144	194,779	7,555	165,201















Performance Indicators and Ranking are 'Impacted' by timeliness and completeness of eNHIS Reporting





















Monthly Reports Submitted - Hospitals (HO-R - Regional) (HO-P - Provincial) (HO-D - District)

Districts.	Facility.	Management	Inpatients	Outpatients	Deaths	
Kavieng	Kavieng HO-P	GoPNG	12	12	12	

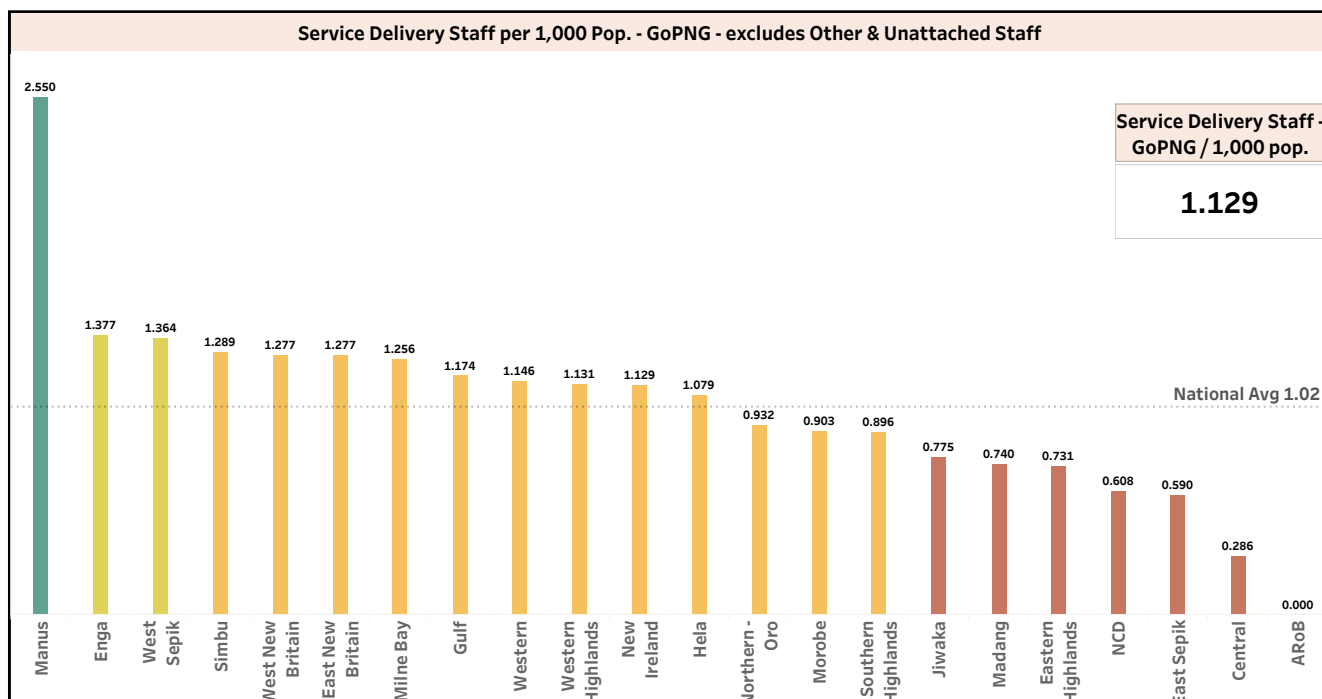
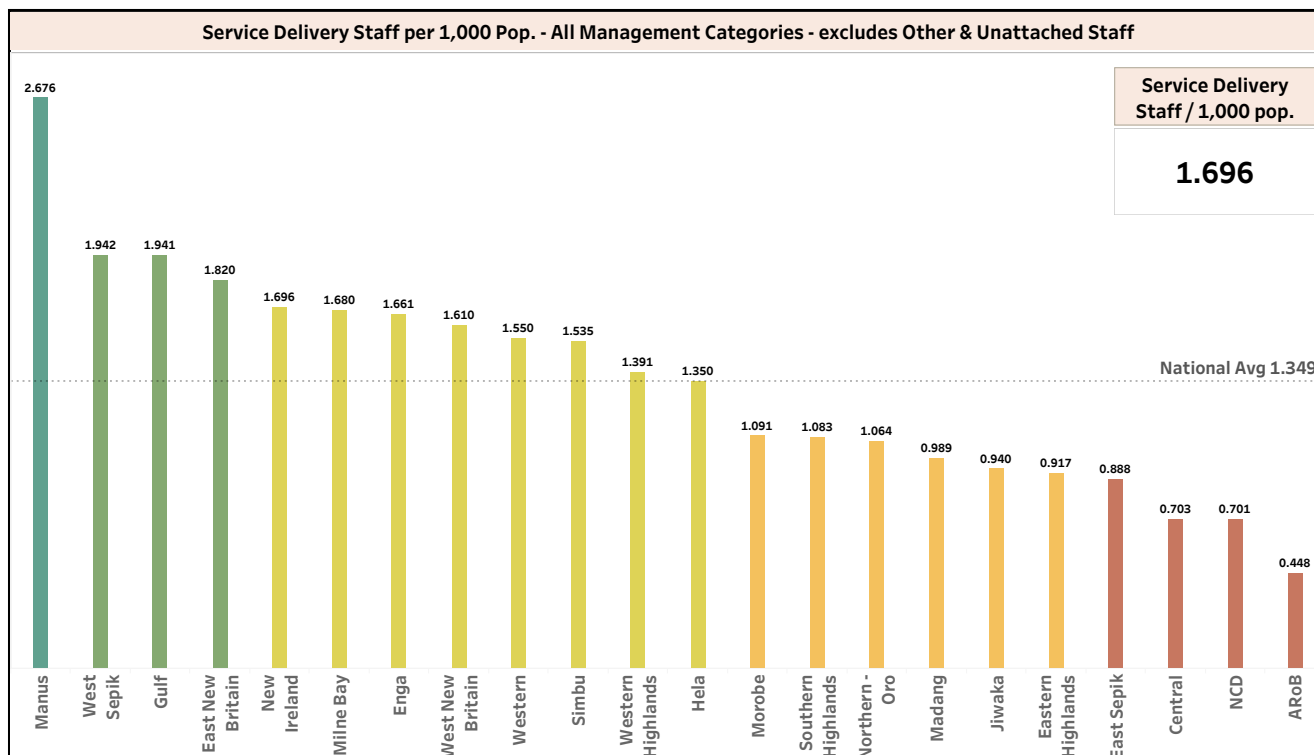
Monthly Reports Submitted - Health Centres (HC) and Urban Clinics (UC)

Districts.	Facility.	Management	Inpatients	Outpatients	Deaths	
Kavieng	Lavongai HC	Catholic Church Health Services	12	12	12	
	Lemakot HC	Catholic Church Health Services	12	12	12	
	Epo - Palakau HC	GoPNG	12	12	12	
	Kavieng UC	GoPNG	12	12	12	
	Poliamba UC	GoPNG	12	12	12	
	Taskul HC	GoPNG	12	12	12	
Namatanai	Palie HC	Catholic Church Health Services	12	12	12	
	Tanga HC	Catholic Church Health Services	12	12	12	
	Kimadan HC	CHS - United	12	12	12	
	Lihir Medical Centre	GoPNG	12	12	12	
	Namatanai HC	GoPNG	12	12	12	
	Simberi UC	GoPNG	12	12	12	

Monthly Reports Submitted - Community Health Posts (CHP) and Health Sub Centres (SC)

Districts.	Facility.	Management	Inpatients	Outpatients	Deaths	
Kavieng	Bol SC	GoPNG	12	12	12	
	Lamusmus CHP	GoPNG	12	12	12	
	Metemana SC	GoPNG	12	12	12	
	Piliwa SC	CHS - United	12	12	12	
	Puas SC	Catholic Church Health Services	12	12	12	
	Tasingina SC	GoPNG	12	12	12	
	Tingwon SC	GoPNG	12	12	12	
	Umbukul SC	GoPNG	12	12	12	
Namatanai	Babase SC	GoPNG	12	12	12	
	Kabanut SC	CHS - United	12	12	12	
	Lamassa SC	GoPNG	12	12	12	
	Lipek SC	GoPNG	12	12	12	
	Manga SC	Catholic Church Health Services	12	12	12	
	Mapua SC	Catholic Church Health Services	12	12	12	
	Masahet SC	GoPNG	12	12	12	
	Messi SC	CHS - United	12	12	12	
	Panaras SC	GoPNG	12	12	12	
	Pukpuk SC	GoPNG	12	12	12	
	Silur SC	GoPNG	12	12	12	
	Simberi SC	GoPNG	12	12	12	

Staffing Profile											Total Health Staff / 1,000 pop.
Management Category	Allied Health	CHW's	HEO's	Medical	Nursing	Other	Unattac..	Total Staff	M	F	
1 GoPNG	43	94	19	13	92	175	29	465	212	253	
2 Catholic Health Services	1	45	1	1	53	5	10	116	45	71	
3 Christian Health Services	0	18	1	0	11	9	0	39	15	24	
4 Other Non Govt Entities											
Grand Total	44	157	21	14	156	189	39	620	272	348	2.682



PHA - Board Membership			
Board Position	Member	Appointment Related Section	Expiry Date
-	Board Exceeded Expiry Date	-	01/12/2023
<div>Date of Most Recent</div> <div>Accreditation Survey</div> <div>External Financial Audit</div> <div>Planned - 2024</div>			

PHA - Senior Management Team				
S..	Senior Position	Officer	Contact Nums	Email
1	Chief Executive Officer	Hiasihri, Stenard Dr	70545486	hiasihris4@gmail.com - stenard.hiasihri@nipha.gov.pg
2	Director - Public Health	Taulo, Joachim Dr	71740526	drtaulo.1962@gmail.com
3	Chief Medical Officer	Mathew, Mclee Dr	72714816 - 9842040	mclee.mathew@nipha.gov.pg
4	Manager - Hospital	Tamaloe, Mose	70223840	mosi.tamaloe@nipha.gov.pg
5	Deputy Director - Nursing	Aisoli, Hildagard Tilingis	71043656	hildatilingis.aisoli@gmail.com
6	Manager - Public Health	Polut, Edmond	72631123	edmond.polut@nipha.gov.pg
7	Manager - District Health	Wena, Alphonse	71357866	alphonse.wena@nipha.gov.pg
8	Manager - HR	Benson, Tomalom George	71825968	george.benson@nipha.gov.pg
9	Manager - District Health - Namatanai	Maika, Edward	71287819	edmaika68@gmail.com
10	Manager - District Health - Kavieng	Marengas, Patterson	70556085	patterson.marengas@nipha.gov.pg
11	Manager - Quality Assurance - OHS	Kasirei, Charles	71485649	charles.kasirei@nipha.gov.pg
12	Manager - Administrative Services	Iru, Judith	71696256	judith.iru@nipha.gov.pg

Catholic Church Health Services - Senior Management Team			
CCHS Role	Officer	Contact Nums	Email
Bishop	Ronald Vunuvung	73484657	vunuvungr@gmail.com
Health Manager	Fr Justyn Aminio	72363695	aminiofrjustyn@gmail.com
Accountant	James Lulu	73441576	catholichealthnip@gmail.com
M & E Officer	Nigel Ponja	71079598	catholichealthnip@gmail.com

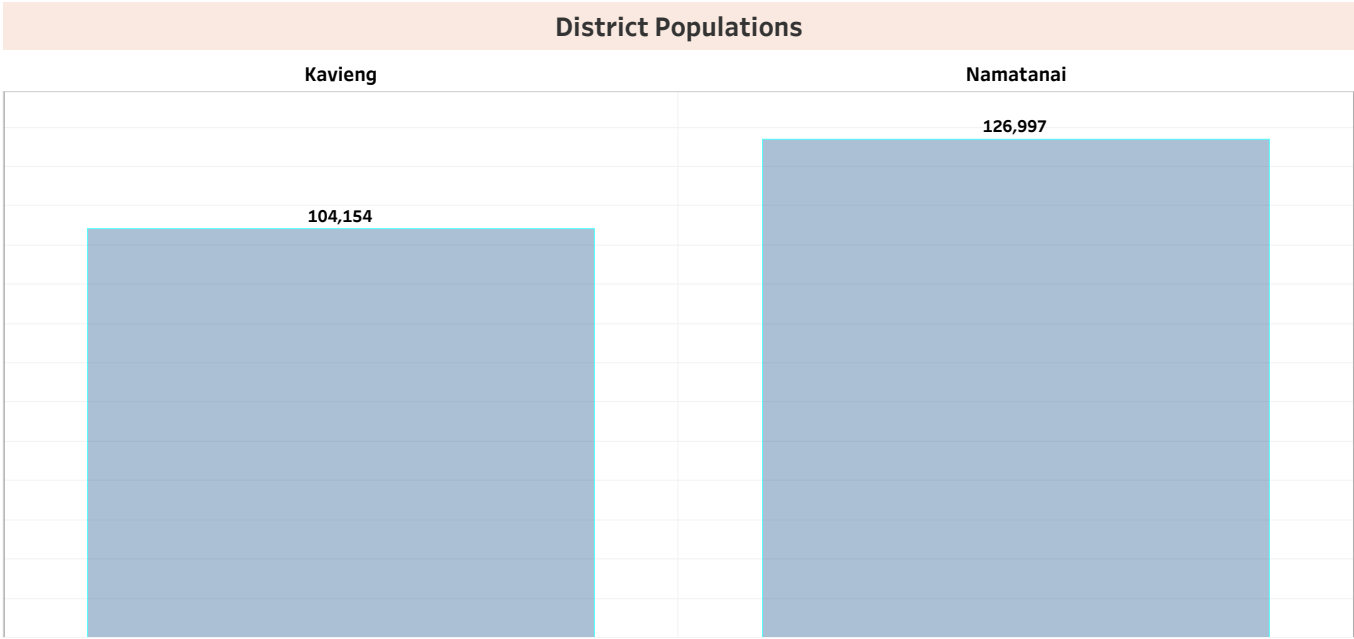
Health Facility Profile - Government and Non Government				
Type	L2 - CHP / HSC.	L3 - HC / UC.	L4 - Dist Hosp	L5 - Prov Hosp
Major Hospital				1
Urban Clinic		3		
Health Centre		9		
Community Health ..	20			
Grand Total	20	12		1

Capital Investment & Asset Management Initiatives									
. Facility/District	Project	Plan	Design	Contract	Progress	Funding	Budget - Total	Spend in 2023	
1 23928 New Ireland	Prov Hospital Redevelop - Kavieng HO-P	-	-	-	-	GoPNG - PIP	4,000,000	4,000,000	

Recurrent Budget Report - Kina - (Data Source - Treasury) - **data not available for Drugs and Medical Supplies & Utilities**

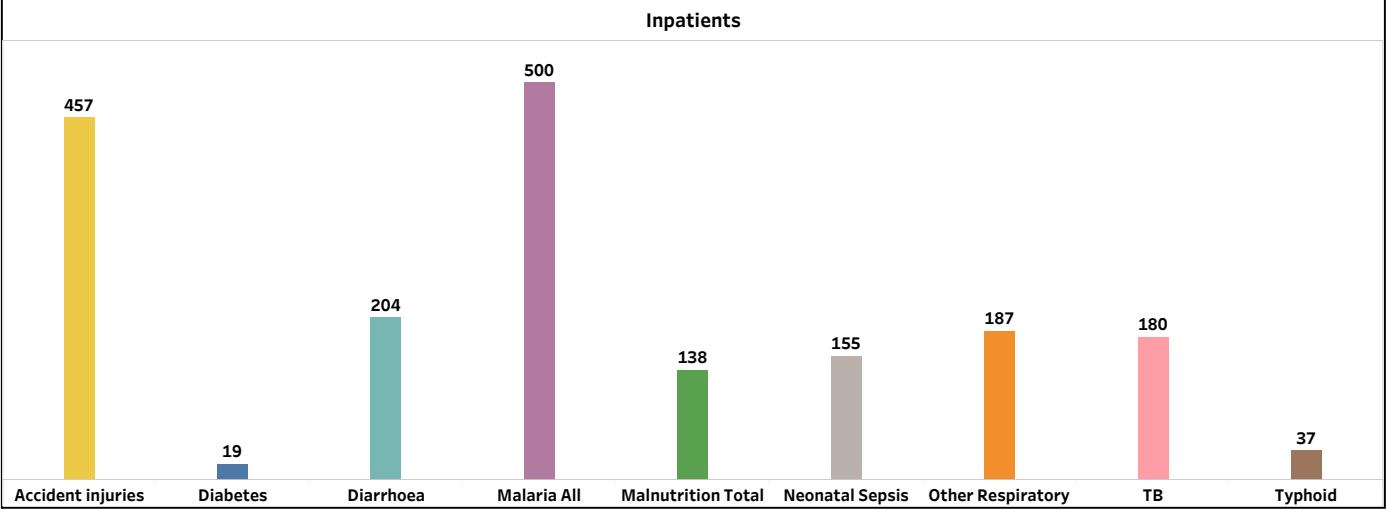
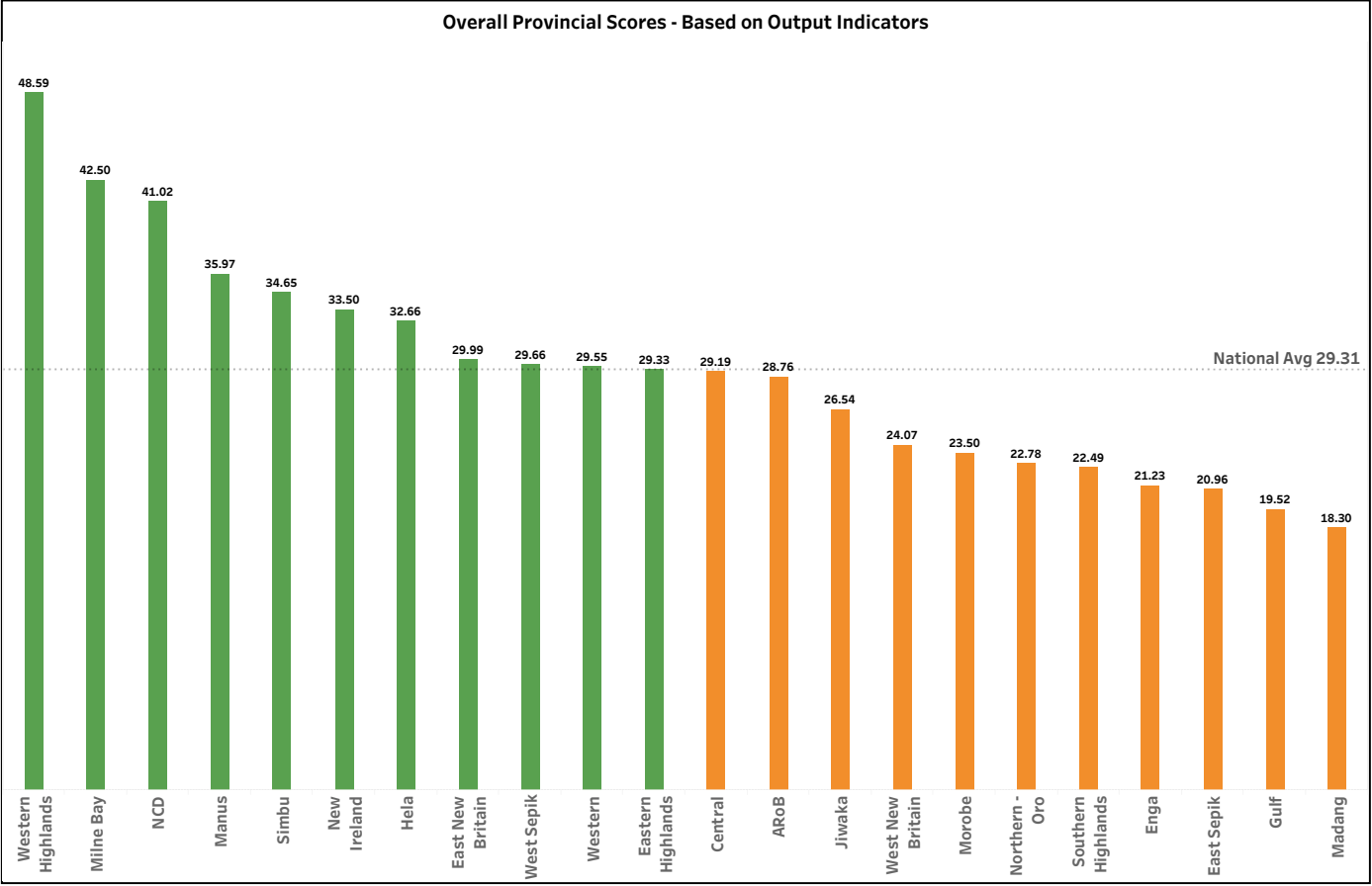
Management Category.	2023 - Budget	2023 - CFC	2023 - Expenditure	Expenditure per Capita	Discretionary Expenditure per Capita
GoPNG	49,777,459	49,777,458	42,928,357	197.36	55.96
Catholic Church Health Services	6,482,015	-	4,056,412		
Christian Health Services	2,778,058	-	2,073,856		
Total	59,037,532	49,777,458	49,933,319		

Overview Pane - GoPNG Budget Only					
Num	Activity Code	Description.	2023 - Budget.	2023 - CFC.	2023 - Expenditure.
1	21	T - Personnel Emoluments	35,353,460	35,353,459	28,504,358
2	211000	Salaries Allowances	31,884,760	31,884,760	24,783,470
3	212000	Wages	2,080,000	2,080,000	2,080,000
4	213000	Overtime	129,000	129,000	419,551
5	214000	Leave Fares	590,100	590,100	646,211
6	215000	Retirement Benefits, Pensions, Gratuities	669,600	669,599	575,126
7	217000	Contract Officers Education Benefits	-	-	-
8	22	T - Goods and Services	8,469,786	8,469,786	8,469,786
9	221000	Domestic Travel - Subsistence	404,481	404,481	404,481
10	222000	Travel - Subsistence	-	-	-
11	223000	Office Materials - Supplies	539,200	539,200	539,200
12	224000	Operational Materials - Supplies	3,438,574	3,438,574	3,438,574
13	225000	Transport - Fuel	452,899	452,899	452,899
14	226000	Administrative Consultancy Fees	-	-	-
15	227000	Other Operational Expenses	3,489,179	3,489,179	3,489,179
16	228000	Training	145,453	145,453	145,453
17	229000	Other Category for Donor Funded Projects	-	-	-
18	23	T - Utilities, Rentals and Property Costs	1,942,285	1,942,285	1,942,285
19	231000	Utilities	-	-	-
20	232000	Rentals - Property	1,863,285	1,863,285	1,863,285
21	233000	Routine Maintenance	79,000	79,000	79,000
22	25	T - Grants Subsidies and Transfers	500,000	500,000	500,000
23	251000	Membership Fees, Subscriptions & Contribution	-	-	-
24	252000	Grants - Transfers - Public Authorities	500,000	500,000	500,000
25	26	T - Acquisition of Existing Assets	0	0	0
26	261000	Acquisition of Lands, Buildings & Structures	-	-	-
27	27	T - Capital Formation	3,511,928	3,511,928	3,511,928
28	271000	Office Equipment, Furniture - Fittings	2,909	2,909	2,909
29	272000	Information & Communication Technology	-	-	-
30	273000	Motor Vehicles	-	-	-
31	274000	Feasibility Studies & Project Preparation	1,200,000	1,200,000	1,200,000
32	275000	Plant, Equipment - Machinery	9,019	9,019	9,019
33	276000	Construction, Renovation - Improvements	2,300,000	2,300,000	2,300,000
34	-	Grand Total	49,777,459	49,777,458	42,928,357



Northern - Oro PHA

Province	Northern - Oro				2023Q4
Population Growth	Population	Ranking Change - 2020 to 2023			
3.10%	256,544	20	21	20	17
					Northern - Oro Score
					22.78




Outpatient Attendances			
Provincial Hospital	Urban Clinic	Health Centre	Health Sub Centre
3,194	4,531	126,956	92,036



Performance Indicators and Ranking are 'Impacted' by timeliness and completeness of eNHIS Reporting









Monthly Reports Submitted - Hospitals (HO-R - Regional) (HO-P - Provincial) (HO-D - District)

Districts.	Facility.	Management	Inpatients	Outpatients	Deaths	
Ijivitari	Popondetta - HO-P	GoPNG	10	10	10	

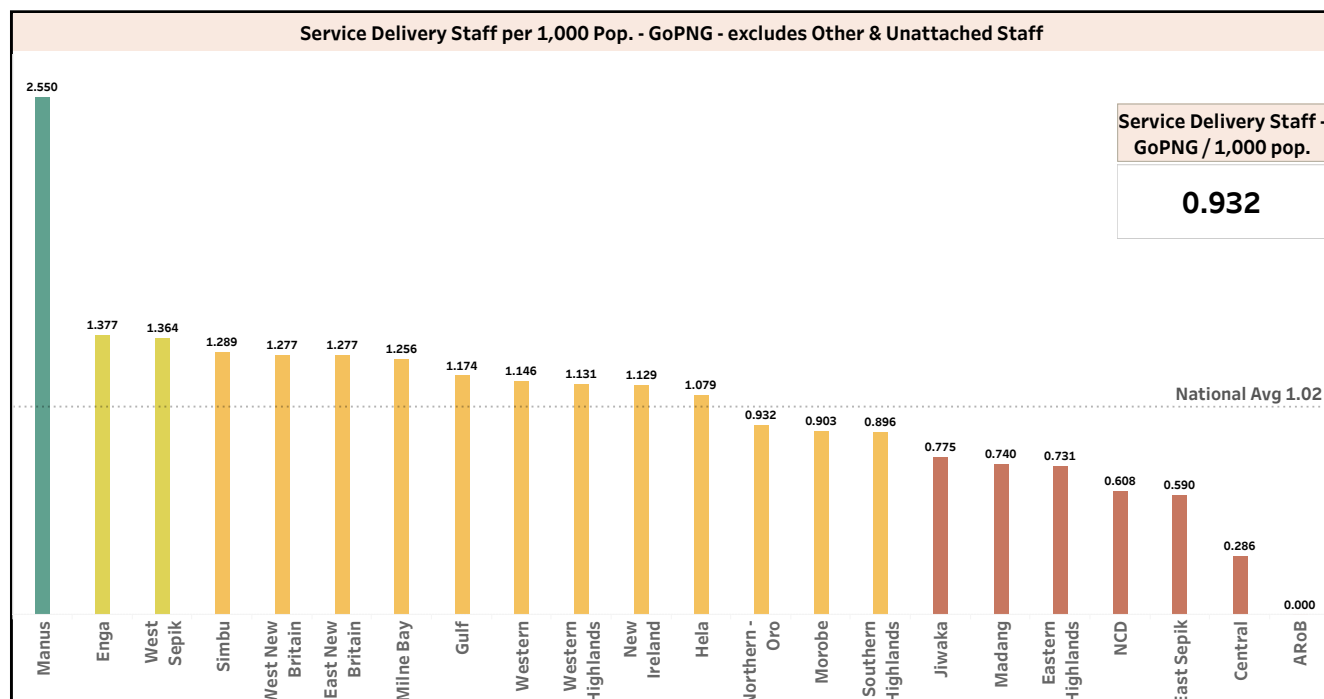
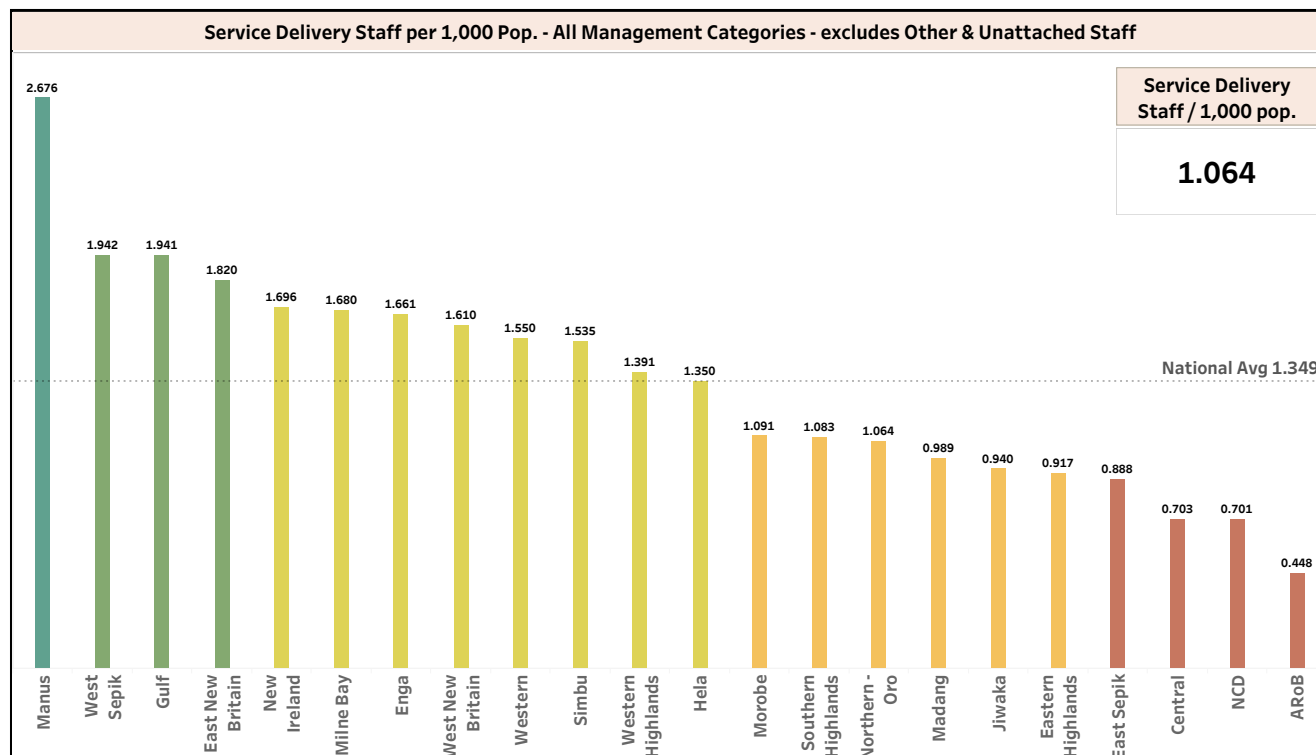
Monthly Reports Submitted - Health Centres (HC) and Urban Clinics (UC)

Districts.	Facility.	Management	Inpatients	Outpatients	Deaths	
Ijivitari	Afore HC	CHS - Anglican	12	12	12	
	Oro Bay HC	CHS - Anglican	12	12	12	
	Popondetta UC	GoPNG	12	12	12	
	Tufi HC	GoPNG	12	12	12	
Sohe	Kira HC	GoPNG	2	2	2	
	Kokoda HC	GoPNG	12	12	12	
	Saiho HC	GoPNG	12	12	12	
	Sangara HC	GoPNG	12	12	12	
	Siroga HC	GoPNG	12	12	12	

Monthly Reports Submitted - Community Health Posts (CHP) and Health Sub Centres (SC)

Districts.	Facility.	Management	Inpatients	Outpatients	Deaths	
Ijivitari	Ako SC	GoPNG	12	12	12	
	Ambasi SC	GoPNG	12	12	12	
	Gona SC	CHS - Anglican	12	12	12	
	Itokama SC	GoPNG	12	12	12	
	Sakarina SC	CHS - Anglican	12	12	12	
	Wanigela SC	CHS - Anglican	12	12	12	
Sohe	Emo River SC	GoPNG	12	12	12	
	Ioma SC	GoPNG	12	12	12	

Staffing Profile											Total Health Staff / 1,000 pop.
Management Category	Allied Health	CHW's	HEO's	Medical	Nursing	Other	Unattac..	Total Staff	M	F	
1 GoPNG	27	133	18	4	57	98	7	344	186	158	
2 Catholic Health Services	0	0	0	0	0	0	0	0	0	0	
3 Christian Health Services	0	26	0	0	8	32	0	66	37	29	
4 Other Non Govt Entities											
Grand Total	27	159	18	4	65	130	7	410	223	187	1.598



PHA - Board Membership			
Board Position	Member	Appointment Related Section	Expiry Date
Chair	Erastus Kamburi	Sec. 17 (2) (c) - Business Rep	24/01/2026
Members	Ken Wai	Sec. 17 (2) (a) - NDoH Rep	24/01/2026
	Stan Urisi	Sec. 17 (2) (b) - District Health Rep	24/01/2026
	Benjamin Osa	Sec. 17 (2) (c) - Business Rep	24/01/2026
	Philip Taudevin	Sec. 17 (2) (c) - Business Rep	24/01/2026
	Roger Baboa	Sec. 17 (2) (d) - Religious Denomination	24/01/2026
	Marcella Towara	Sec. 17 (2) (e) - Women in Community	24/01/2026
	James Dawadawareta	Sec. 17 (2) (f) - Community Rep	24/01/2026
Date of Most Recent Accreditation Survey	Newby Cuthbert	Sec. 17 (2) (f) - Community Rep	24/01/2026
	Trevor Magei	Sec. 17 (5) Ex - Officio	24/01/2026
External Financial Audit			

PHA - Senior Management Team				
S..	Senior Position	Officer	Contact Nums	Email
1	Chief Executive Officer	Stanley, Titus	74600968	tmokuta@gmail.com
2	Director - Curative Health Services	Giara, Touai Dr	73053091	touaigiara@gmail.com
3	Director - Public Health	Pollard, Selina	77179942	siavapollard@gmail.com
4	Director - Corporate Services	Oui, Peter	79448126	ouipeter@gmail.com
5	Manager - Nursing - OPGH	Benoma, Daisy	71144484	tomofalucy@gmail.com
6	Deputy Director - Public Health	Ihove, Copland	71088154	ihovecopeland@gmail.com
7	Assistant Manager - Nursing - OPGH	Kungkene, Brenda	71725860	kungkenebt61@gmail.com

Catholic Church Health Services - Senior Management Team				

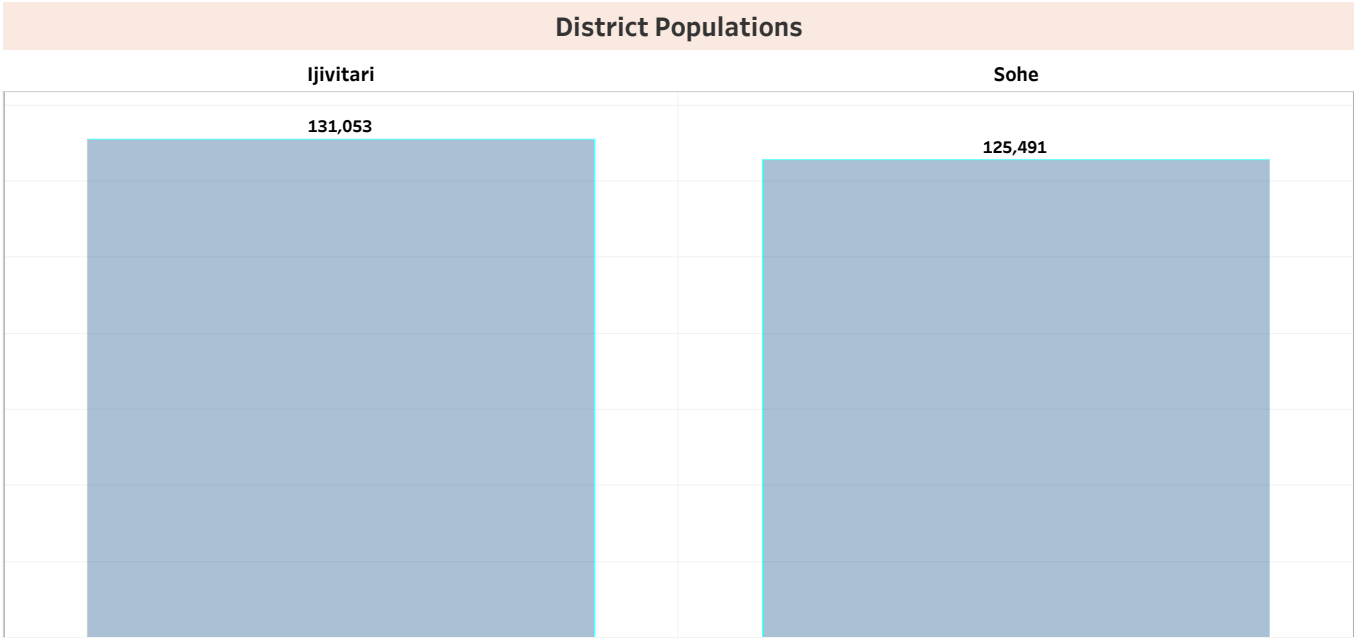
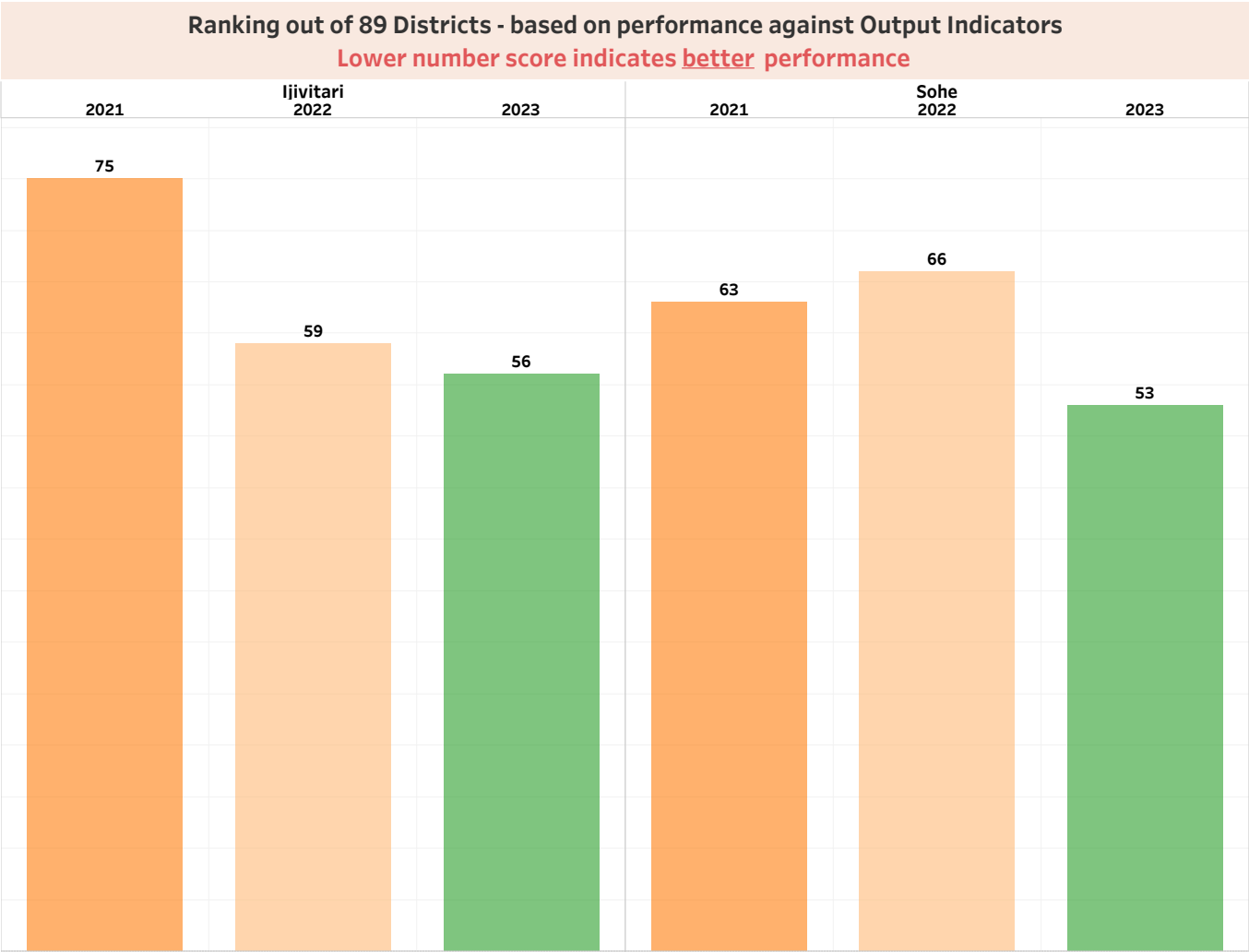
Health Facility Profile - Government and Non Government				
Type	L2 - CHP / HSC.	L3 - HC / UC.	L4 - Dist Hosp	L5 - Prov Hosp
Major Hospital				1
Urban Clinic		1		
Health Centre		8		
Community Health ..	10			
Grand Total	10	9		1

Capital Investment & Asset Management Initiatives									
.	Facility/District	Project	Plan	Design	Contract	Progress	Funding	Budget - Total	Spend in 2023
1	23943 Nth Oro	Prov Hospital Redevelop - Popondetta - HO-P	Yes	Yes	-	-	GoPNG - PIP	4,000,000	4,000,000
2	Popondetta - HO-P	Redevelop	Yes	-	-	-	GoPNG - PIP	15,000,000	-
3	Popondetta - HO-P	Perimeter Fencing	Yes	Yes	Yes	100%	GoPNG - PIP	500,000	-
4	PHA Office - IFMS Installation	Refurb - Office & IFMS Installation	Yes	Yes	Yes	-	GoPNG - PIP	200,000	-

Recurrent Budget Report - Kina - (Data Source - Treasury) - **data not available for Drugs and Medical Supplies & Utilities**

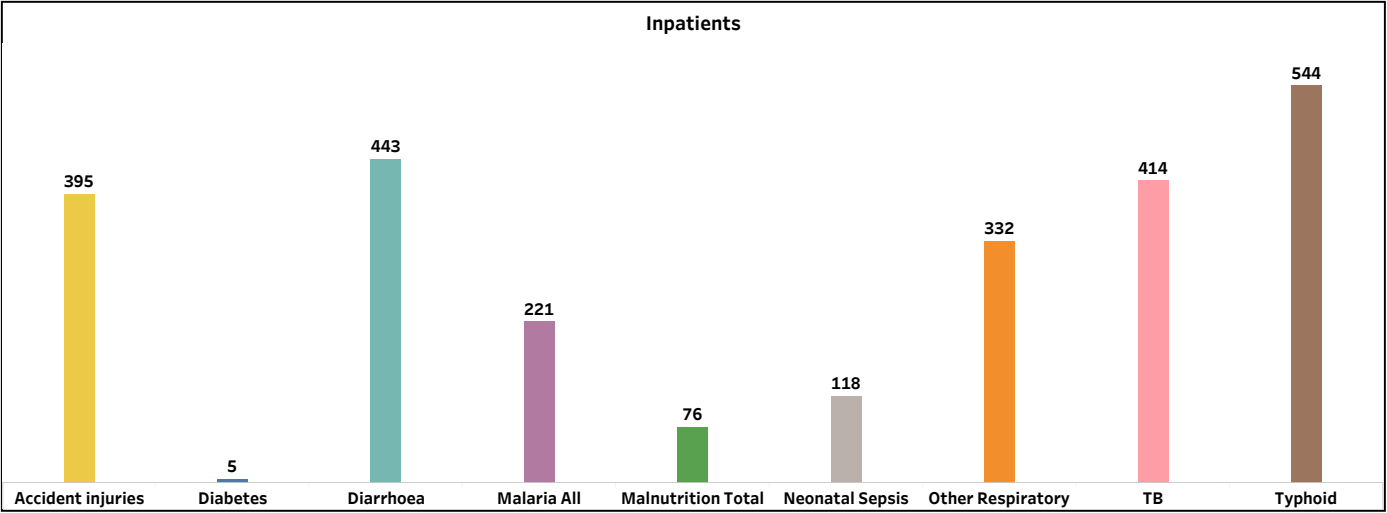
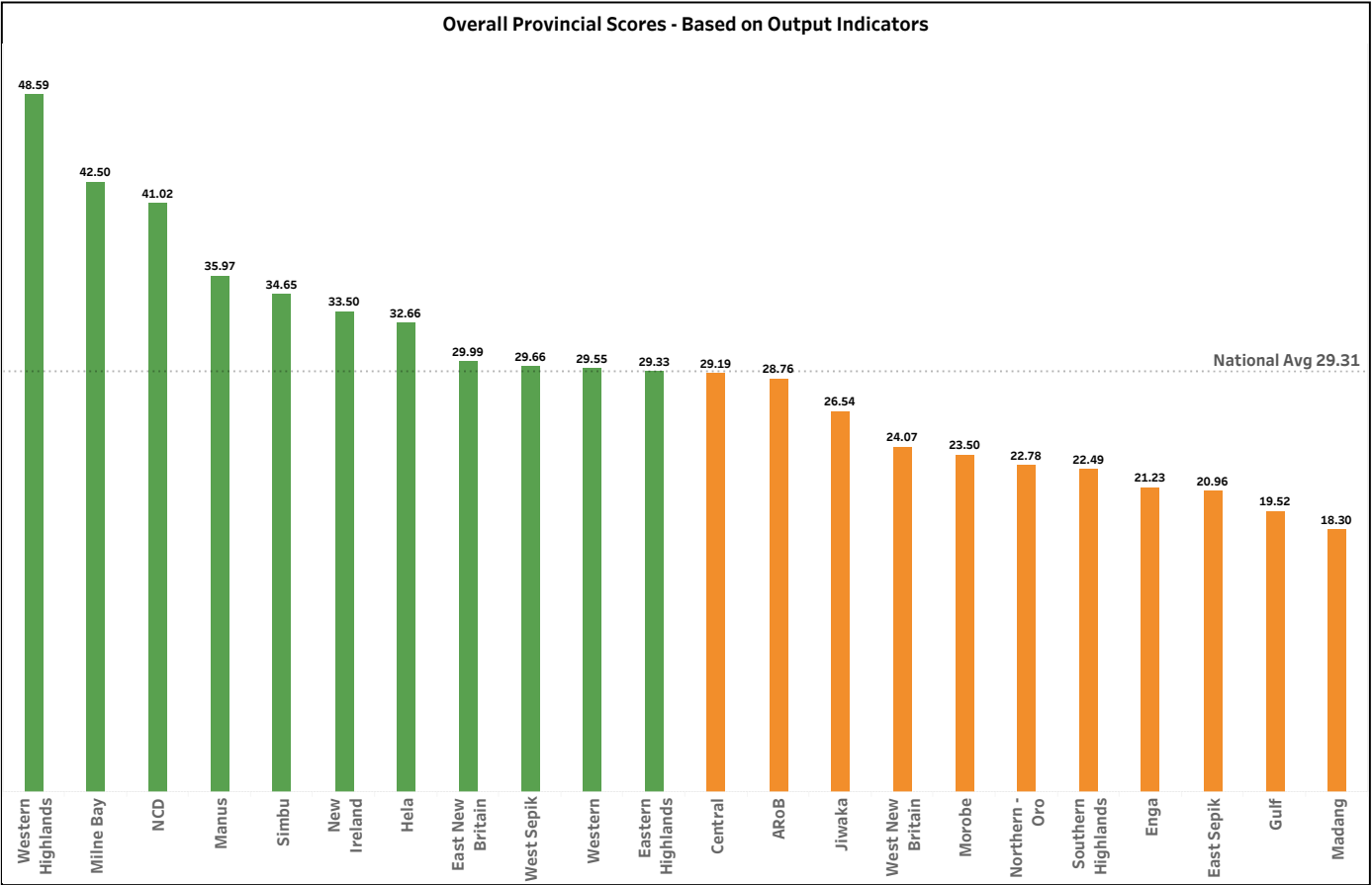
Management Category.	2023 - Budget	2023 - CFC	2023 - Expenditure	Expenditure per Capita	Discretionary Expenditure per Capita
GoPNG	35,749,112	35,749,103	37,856,812	106.71	25.56
Catholic Church Health Services	0	-	0		
Christian Health Services	3,537,964	-	2,082,456		
Total	39,287,076	35,749,103	39,939,268		

Overview Pane - GoPNG Budget Only					
Num	Activity Code	Description.	2023 - Budget.	2023 - CFC.	2023 - Expenditure.
1	21	T - Personnel Emoluments	19,434,270	19,434,270	21,541,979
2	211000	Salaries Allowances	17,507,111	17,507,111	19,457,609
3	212000	Wages	331,731	331,731	331,731
4	213000	Overtime	112,104	112,104	297,242
5	214000	Leave Fares	1,303,324	1,303,324	1,303,324
6	215000	Retirement Benefits, Pensions, Gratuities	180,000	180,000	152,073
7	217000	Contract Officers Education Benefits	-	-	-
8	22	T - Goods and Services	4,302,462	4,302,462	4,302,462
9	221000	Domestic Travel - Subsistence	240,000	240,000	240,000
10	222000	Travel - Subsistence	110,349	110,349	110,349
11	223000	Office Materials - Supplies	73,411	73,411	73,411
12	224000	Operational Materials - Supplies	1,031,545	1,031,545	1,031,545
13	225000	Transport - Fuel	327,055	327,055	327,055
14	226000	Administrative Consultancy Fees	56,764	56,764	56,764
15	227000	Other Operational Expenses	2,326,284	2,326,284	2,326,284
16	228000	Training	137,054	137,054	137,054
17	229000	Other Category for Donor Funded Projects	-	-	-
18	23	T - Utilities, Rentals and Property Costs	1,735,394	1,735,385	1,735,385
19	231000	Utilities	130,822	130,816	130,816
20	232000	Rentals - Property	1,253,991	1,253,988	1,253,988
21	233000	Routine Maintenance	350,581	350,581	350,581
22	25	T - Grants Subsidies and Transfers	4,673,343	4,673,343	4,673,343
23	251000	Membership Fees, Subscriptions & Contribution	-	-	-
24	252000	Grants - Transfers - Public Authorities	4,673,343	4,673,343	4,673,343
25	26	T - Acquisition of Existing Assets	0	0	0
26	261000	Acquisition of Lands, Buildings & Structures	-	-	-
27	27	T - Capital Formation	5,603,643	5,603,643	5,603,643
28	271000	Office Equipment, Furniture - Fittings	73,643	73,643	73,643
29	272000	Information & Communication Technology	-	-	-
30	273000	Motor Vehicles	-	-	-
31	274000	Feasibility Studies & Project Preparation	1,700,000	1,700,000	1,700,000
32	275000	Plant, Equipment - Machinery	1,830,000	1,830,000	1,830,000
33	276000	Construction, Renovation - Improvements	2,000,000	2,000,000	2,000,000
34	-	Grand Total	35,749,112	35,749,103	37,856,812

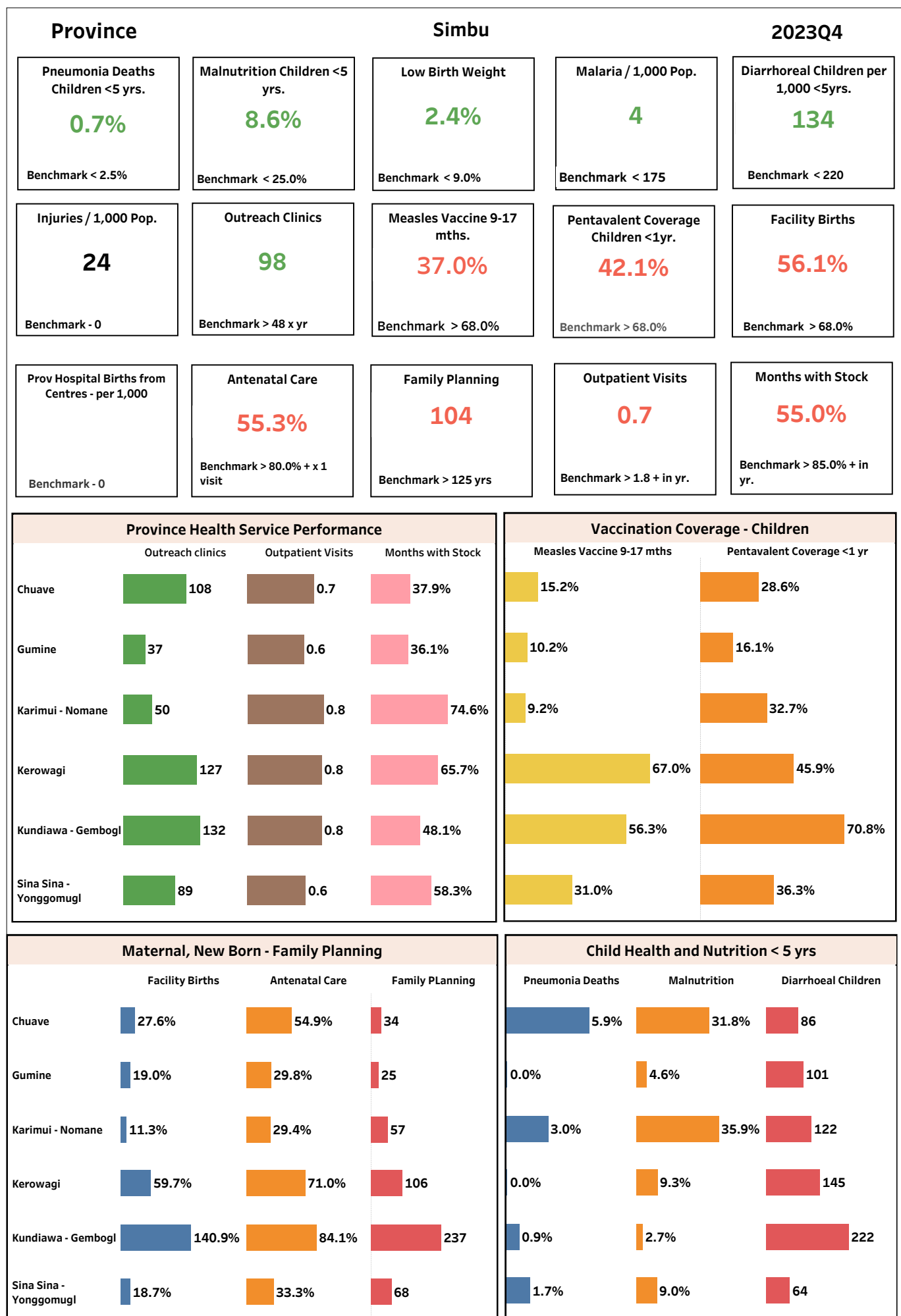


Simbu PHA

Province	Simbu				2023Q4
Population Growth	Population	Ranking Change - 2020 to 2023			
3.40%	398,007	5	7	6	5
					Simbu Score
					34.65




Outpatient Attendances			
Provincial Hospital	Urban Clinic	Health Centre	Health Sub Centre
29,647	199	82,177	164,509




Performance Indicators and Ranking are 'Impacted' by timeliness and completeness of eNHIS Reporting


























Monthly Reports Submitted - Hospitals (HO-R - Regional) (HO-P - Provincial) (HO-D - District)

Districts.	Facility.	Management	Inpatients	Outpatients	Deaths	
Kundiawa - Gembogl	Kundiawa HO-P	GoPNG	11	11	11	

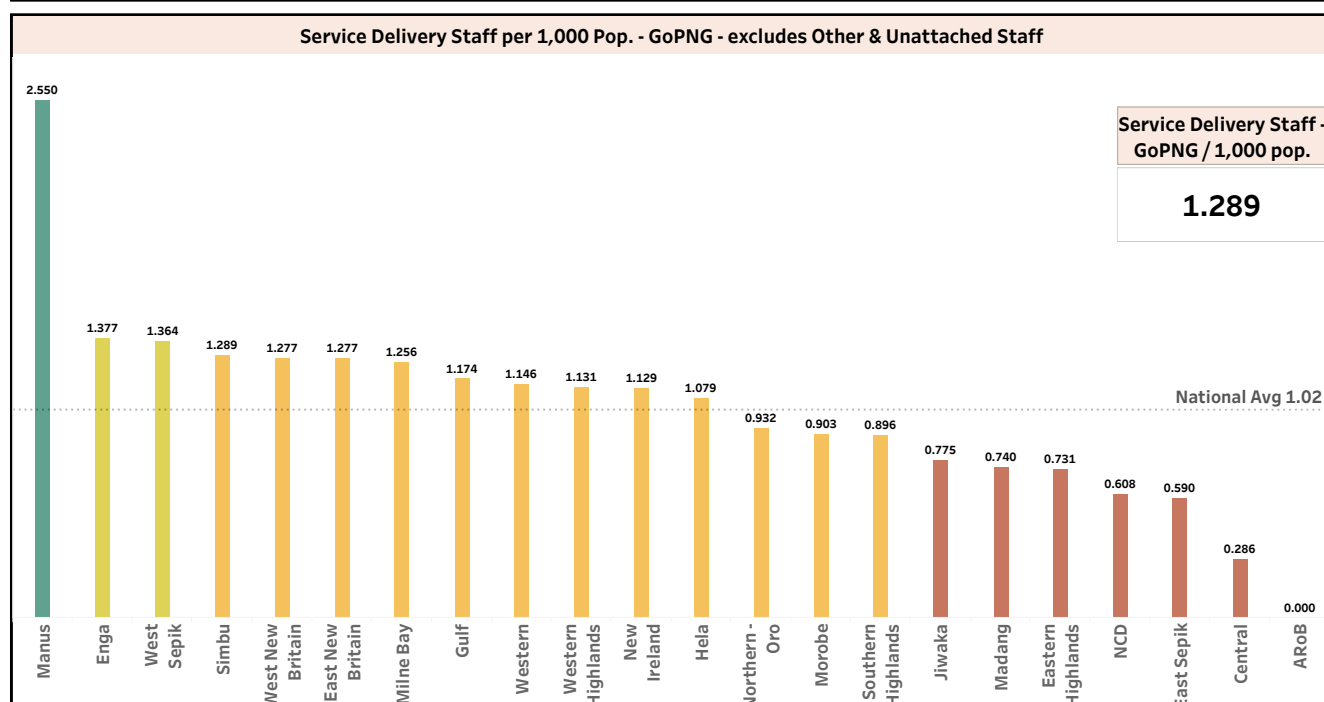
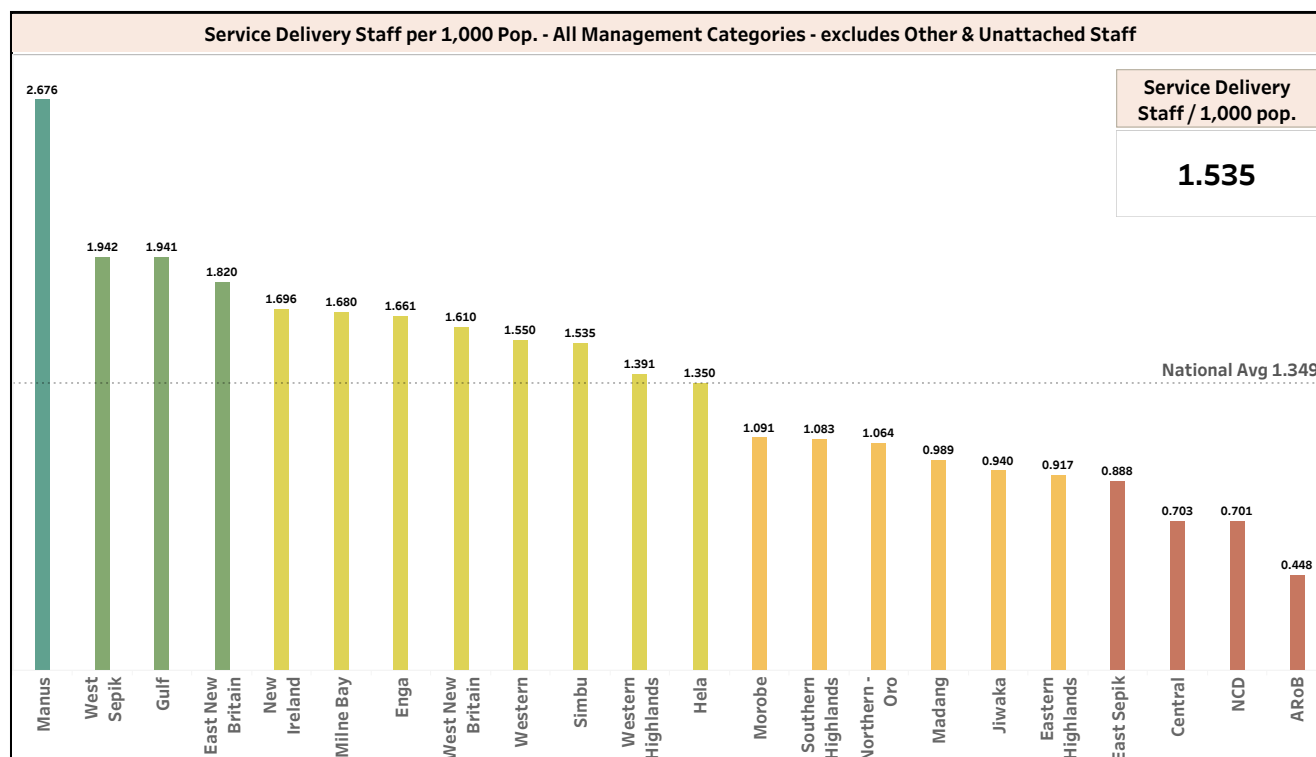
Monthly Reports Submitted - Health Centres (HC) and Urban Clinics (UC)

Districts.	Facility.	Management	Inpatients	Outpatients	Deaths	
Chuave	Chuave HC	GoPNG	12	12	12	
Gumine	Gumine HC	GoPNG	12	12	12	
Karimui - Nomane	Sigimaru - Karimui HC	CHS - Lutheran	12	12	12	
	Kilau HC	GoPNG	12	12	12	
Kerowagi	Mingende HC	Catholic Church Health Services	12	12	12	
	Kerowagi HC	GoPNG	12	12	12	
Kundiawa - Gembogl	Gembogl HC	GoPNG	11	11	11	
	Kundiawa UC	GoPNG	12	12	12	
Sina Sina - Yonggomugl	Koge HC	GoPNG	12	12	12	

Monthly Reports Submitted - Community Health Posts (CHP) and Health Sub Centres (SC)

Districts.	Facility.	Management	Inpatients	Outpatients	Deaths	
Chuave	Keperu SC	GoPNG	6	6	6	
	Monono SC	CHS - Lutheran	12	12	12	
	Movi SC	CHS - Anglican	12	12	12	
	Wangoi SC	GoPNG	12	12	12	
	Yandime SC	GoPNG	12	12	12	
Gumine	Gomgale SC	GoPNG	12	12	12	
	Karilmarigl SC	GoPNG	12	12	12	
Karimui - Nomane	Bomai SC	GoPNG	12	12	12	
	Haia SC	GoPNG	9	9	9	
	Negabo SC	GoPNG	6	6	6	
	Nomane SC	GoPNG	12	12	12	
Kerowagi	Bogo SC	Catholic Church Health Services	12	12	12	
	Demange SC	GoPNG	12	12	12	
	Kendine SC	Catholic Church Health Services	12	12	12	
	Kup SC	GoPNG	12	12	12	
	Magi SC	GoPNG	12	12	12	
	Miunde SC	GoPNG	12	12	12	
	Neragaima SC	Catholic Church Health Services	12	12		
						
	Gaglmbuno SC	GoPNG	12	12	12	
	Goglme SC	Catholic Church Health Services	12	12	12	
	Kangir SC	GoPNG	12	12	12	
	Pari SC	GoPNG	12	12	12	
Sina Sina - Yonggomugl	Wandi SC	GoPNG	12	12	12	
	Mai SC	Catholic Church Health Services	12	12	12	
	Nilguma SC	GoPNG	12	12	12	
	Segima SC	GoPNG	12	12	12	

Staffing Profile											Total Health Staff / 1,000 pop.
Management Category	Allied Health	CHW's	HEO's	Medical	Nursing	Other	Unattac..	Total Staff	M	F	
1 GoPNG	48	244	16	37	168	90	91	694	338	356	
2 Catholic Health Services	3	40	2	0	41	12	21	119	40	79	
3 Christian Health Services	0	10	0	0	2	11	0	23	12	11	
4 Other Non Govt Entities											
Grand Total	51	294	18	37	211	113	112	836	390	446	2.100



PHA - Board Membership			
Board Position	Member	Appointment Related Section	Expiry Date
Chair	David Herman Nime	Sec. 17 (2) (c) - Business Rep	27/07/2026
Deputy Chair	Ian Gore	Sec. 17 (2) (c) - Business Rep	27/07/2026
Members	Elva Lionel	Sec. 17 (2) (a) - NDoH Rep	27/07/2026
	Yoba Dame	Sec. 17 (2) (b) - District Health Rep	27/07/2026
Date of Most Recent	Joseph Kamarn Baiyer	Sec. 17 (2) (c) - Business Rep	27/07/2026
Accreditation Survey	Ps. James Kianuga	Sec. 17 (2) (d) - Religious Denomination	27/07/2026
	Pauline Mawe	Sec. 17 (2) (e) - Women in Community	27/07/2026
External Financial Audit	Kerry Wemin Peter	Sec. 17 (2) (f) - Community Rep	27/07/2026
	Willie Umba	Sec. 17 (2) (f) - Community Rep	27/07/2026
	John Punde	Sec. 17 (5) Ex - Officio	27/07/2026

PHA - Senior Management Team				
S..	Senior Position	Officer	Contact Nums	Email
1	Chief Executive Officer	Wandi, Francis Dr	72682246	wandi.francis@gmail.com
2	Director - Public Health	Aure, Tonzi	70101124	tonziaure08@gmail.com
3	Director - Corporate Services	Anuma, Yasi	73101472	anumayasi@gmail.com
4	Legal Officer	Siki, Jeffery	73008406	jeffsiki17@gmail.com
5	Manager - HR	Samuel, Aron Kambe	74574549	samkambe69@gmail.com
6	Hospital Nursing Head	Dinbi, Joyce	71758324	jodion06@gmail.com
7	Administrator - Nursing	Yangi, Steven	72234822	yangis1@hotmail.com

Catholic Church Health Services - Senior Management Team			
CCHS Role	Officer	Contact Nums	Email
Bishop	Paul Sundu	5351245	paulsundu06@gmail.com
Health Manager	Sr Josita Savari	71109862	jositafelicie@gmail.com
Accountant	Lucy Ire	79418802	simbucatholichealth@gmail.com
M & E Officer	Francisca Agula	71949985	simbucatholichealth@gmail.com

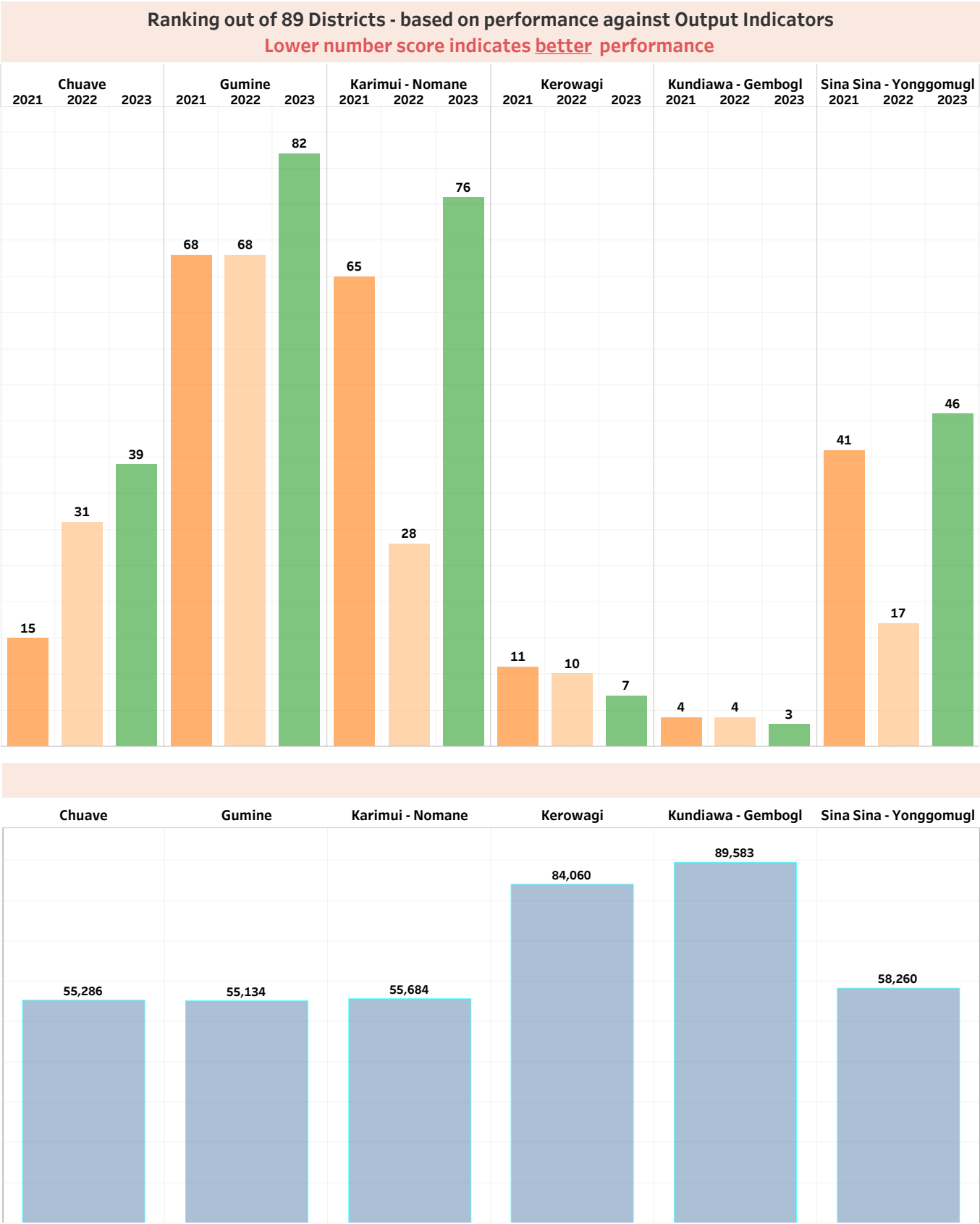
Health Facility Profile - Government and Non Government				
Type	L2 - CHP / HSC.	L3 - HC / UC.	L4 - Dist Hosp	L5 - Prov Hosp
Major Hospital				1
Urban Clinic		1		
Health Centre		8		
Community Health ..	27			
Grand Total	27	9		1

Capital Investment & Asset Management Initiatives									
.	Facility/District	Project	Plan	Design	Contract	Progress	Funding	Budget - Total	Spend in 2023
1	23944 Simbu	Prov Hospital Redevelop - Kundiawa HO-P	Yes	-	-	-	GoPNG - PIP	4,000,000	4,000,000

Recurrent Budget Report - Kina - (Data Source - Treasury) - **data not available for Drugs and Medical Supplies & Utilities**

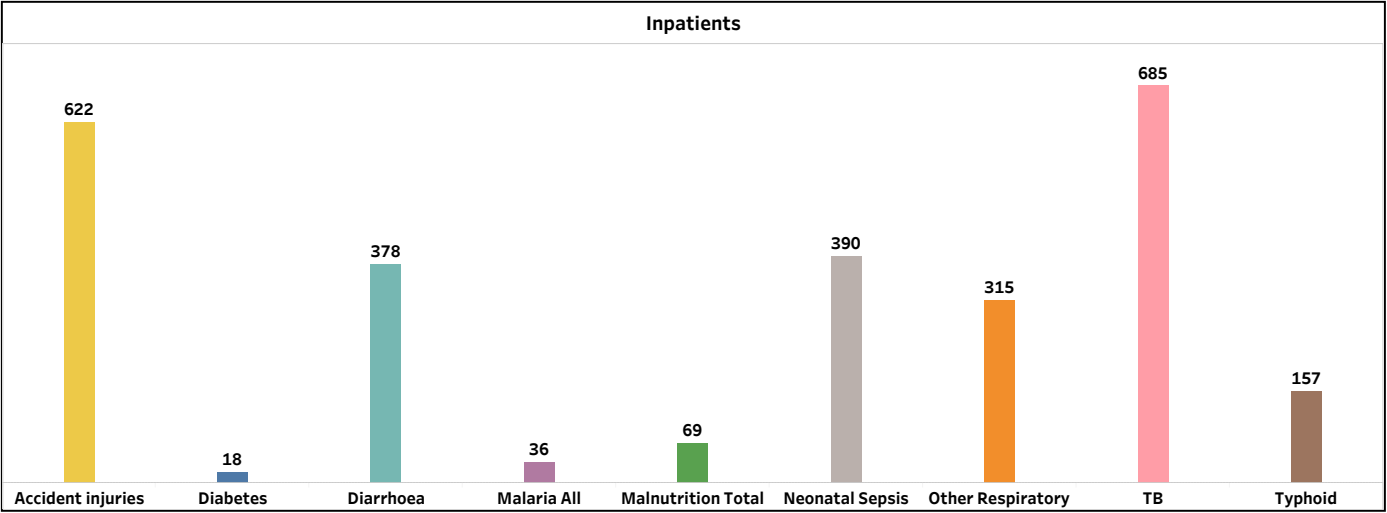
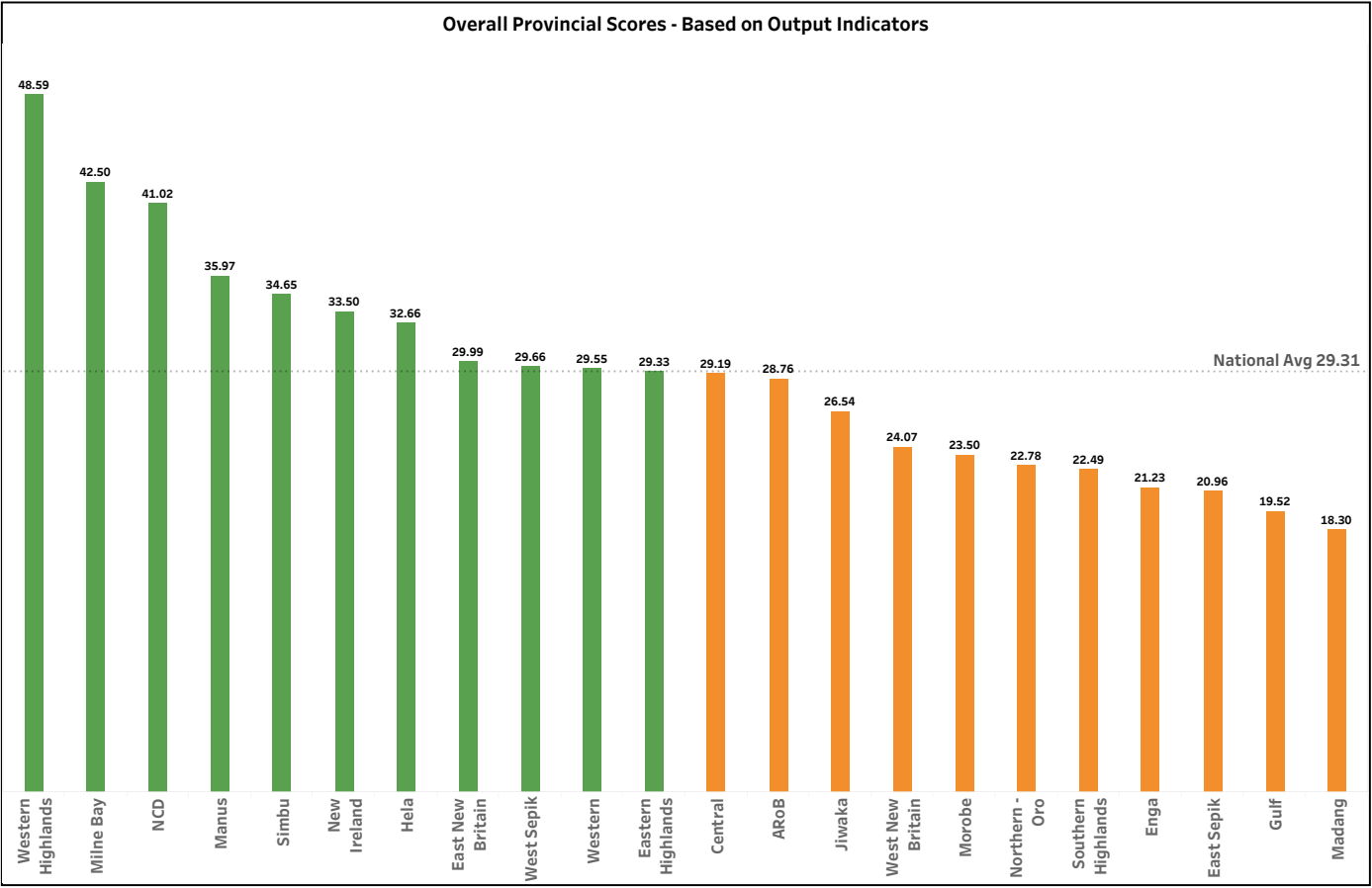
Management Category.	2023 - Budget	2023 - CFC	2023 - Expenditure	Expenditure per Capita	Discretionary Expenditure per Capita
GoPNG	43,404,092	43,404,087	59,746,589	87.46	28.47
Catholic Church Health Services	7,611,743	-	4,457,727		
Christian Health Services	3,042,326	-	1,687,487		
Total	54,058,161	43,404,087	65,891,803		

Overview Pane - GoPNG Budget Only					
Num	Activity Code	Description.	2023 - Budget.	2023 - CFC.	2023 - Expenditure.
1	21	T - Personnel Emoluments	28,872,708	28,872,707	45,215,209
2	211000	Salaries Allowances	27,334,815	27,334,814	42,697,050
3	212000	Wages	-	-	-
4	213000	Overtime	-	-	600,289
5	214000	Leave Fares	359,000	359,000	359,000
6	215000	Retirement Benefits, Pensions, Gratuities	1,178,893	1,178,893	1,558,870
7	217000	Contract Officers Education Benefits	-	-	-
8	22	T - Goods and Services	6,410,665	6,410,661	6,410,661
9	221000	Domestic Travel - Subsistence	785,720	785,720	785,720
10	222000	Travel - Subsistence	7,500	7,500	7,500
11	223000	Office Materials - Supplies	642,143	642,143	642,143
12	224000	Operational Materials - Supplies	554,200	554,196	554,196
13	225000	Transport - Fuel	955,971	955,971	955,971
14	226000	Administrative Consultancy Fees	-	-	-
15	227000	Other Operational Expenses	2,695,131	2,695,131	2,695,131
16	228000	Training	770,000	770,000	770,000
17	229000	Other Category for Donor Funded Projects	-	-	-
18	23	T - Utilities, Rentals and Property Costs	3,550,719	3,550,719	3,550,719
19	231000	Utilities	550,000	550,000	550,000
20	232000	Rentals - Property	1,905,719	1,905,719	1,905,719
21	233000	Routine Maintenance	1,095,000	1,095,000	1,095,000
22	25	T - Grants Subsidies and Transfers	250,000	250,000	250,000
23	251000	Membership Fees, Subscriptions & Contribution	-	-	-
24	252000	Grants - Transfers - Public Authorities	250,000	250,000	250,000
25	26	T - Acquisition of Existing Assets	0	0	0
26	261000	Acquisition of Lands, Buildings & Structures	-	-	-
27	27	T - Capital Formation	4,320,000	4,320,000	4,320,000
28	271000	Office Equipment, Furniture - Fittings	180,000	180,000	180,000
29	272000	Information & Communication Technology	300,000	300,000	300,000
30	273000	Motor Vehicles	-	-	-
31	274000	Feasibility Studies & Project Preparation	340,000	340,000	340,000
32	275000	Plant, Equipment - Machinery	1,000,000	1,000,000	1,000,000
33	276000	Construction, Renovation - Improvements	2,500,000	2,500,000	2,500,000
34	-	Grand Total	43,404,092	43,404,087	59,746,589

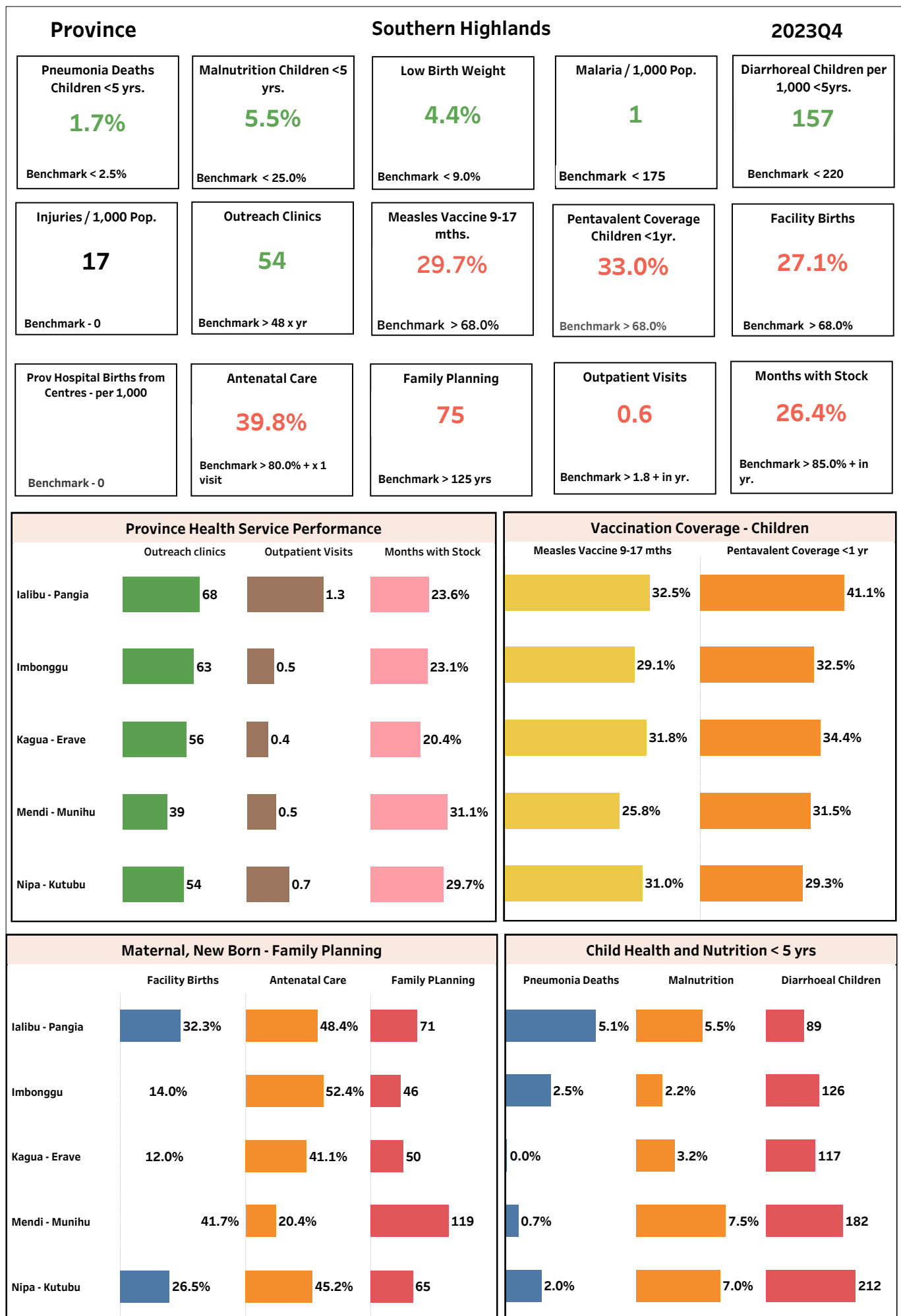


Southern Highlands PHA

Province	Southern Highlands				2023Q4
Population Growth	Population	Ranking Change - 2020 to 2023			
3.20%	707,230	21	17	17	18
					Southern Highlands Score
					22.49



Outpatient Attendances					
Provincial Hospital	District Hospital	Urban Clinic	Health Centre	Community Health Post	Health Sub Centre
54,126	90,336	6,809	102,044	19,824	165,890



Performance Indicators and Ranking are 'Impacted' by timeliness and completeness of eNHIS Reporting

Monthly Reports Submitted - Hospitals (HO-R - Regional) (HO-P - Provincial) (HO-D - District)

Districts.	Facility.	Management	Inpatients	Outpatients	Deaths	
Ialibu - Pangia	Ialibu HO-D	GoPNG	12	12	12	■
Mendi - Munihu	Mendi HO-P	GoPNG	12	12	12	■

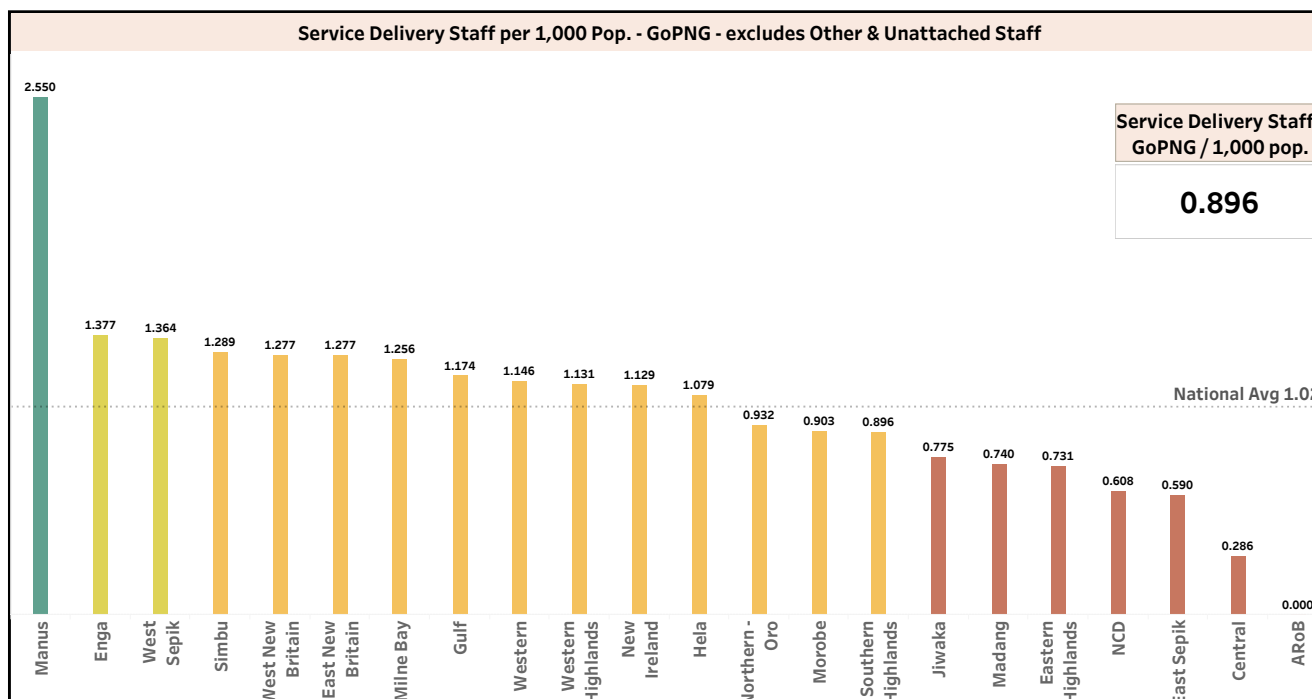
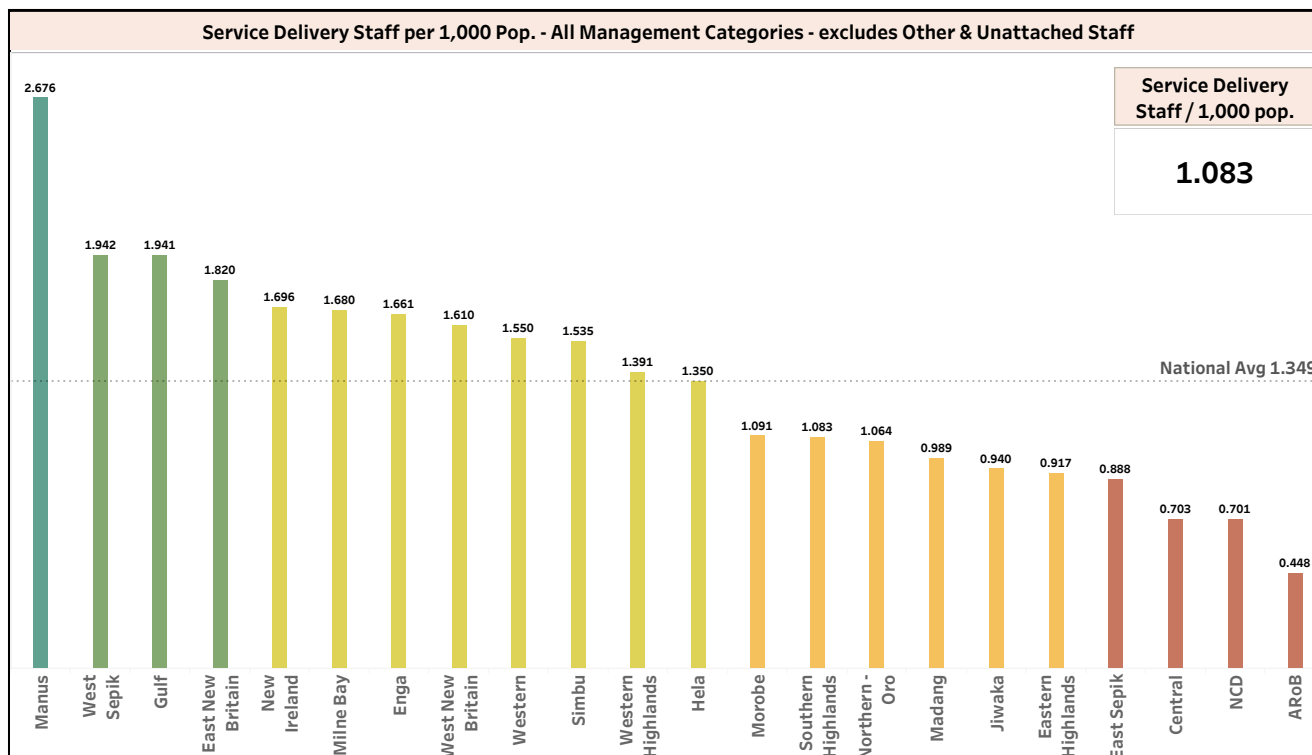
Monthly Reports Submitted - Health Centres (HC) and Urban Clinics (UC)

Districts.	Facility.	Management	Inpatients	Outpatients	Deaths	
Ialibu - Pangia	Pangia HC	GoPNG	12	12	12	■
Imbonggu	Epeanda UC	Catholic Church Health Services	12	12	12	■
	Kaupena HC	CHS - PNG Bible Church	12	12	12	■
Kagua - Erave	Erave HC	CHS - Evangelical Church of PNG	12	12	12	■
	Kagua HC	GoPNG	12	12	12	■
Mendi - Munihu	Munihu HC	CHS - United	12	12	12	■
	Mendi UC	GoPNG	10	10	10	■
Nipa - Kutubu	Det HC	Catholic Church Health Services	12	12	12	■
	Nipa HC	GoPNG	12	12	12	■
	Pimaga HC	GoPNG	12	12	12	■

Monthly Reports Submitted - Community Health Posts (CHP) and Health Sub Centres (SC)

Districts.	Facility.	Management	Inpatients	Outpatients	Deaths	
Ialibu - Pangia	Mele SC	CHS - PNG Bible Church	12	12	12	■
	Muli SC	GoPNG	12	12	12	■
	Willame SC	Catholic Church Health Services	12	12	12	■
	Wire SC	GoPNG	12	12	12	■
Imbonggu	Imbongu SC	GoPNG	12	12	12	■
	Komoli CHP	GoPNG	12	12	12	■
	Omai CHP	GoPNG	12	12	12	■
	Pakule SC	GoPNG	12	12	12	■
	Tugipangi SC	GoPNG	12	12	12	■
	Yaria SC	GoPNG	12	12	12	■
	Kuare SC	GoPNG	11	11	11	■
	Marorogo SC	CHS - Evangelical Church of PNG	12	12	12	■
Kagua - Erave	Sambergi SC	CHS - Evangelical Church of PNG	11	11	11	■
	Sumbura SC	GoPNG	0	0	0	■
	Uma SC	GoPNG	12	12	12	■
	Waposale SC	CHS - Wesleyan	11	11	11	■
	Yakisu SC	GoPNG	12	12	12	■
	Kip SC	CHS - United	12	12	12	■
Mendi - Munihu	Marara CHP	GoPNG	9	9	9	■
	Mogol SC	GoPNG	12	12	12	■
	Pingirip SC	GoPNG	12	12	12	■
	Topa SC	CHS - United	12	12	12	■
	Was SC	GoPNG	12	12	12	■
Nipa - Kutubu	Aiyo CHP	GoPNG	12	12	12	■
	Baguale SC	GoPNG	11	11	11	■
	Bosavi SC	CHS - Evangelical Church of PNG	7	7	7	■
	Inu SC	CHS - Evangelical Church of PNG	12	12	12	■
	Kaipu SC	GoPNG	12	12	12	■
	Kantobo SC	GoPNG	11	11	11	■
	Kar SC	CHS - Christian Union Mission	12	12	12	■
	Kwaima HS	GoPNG	12	12	12	■
	Pomboreal SC	CHS - Christian Union Mission	12	12	12	■
	Sisibia CHP	GoPNG	12	12	12	■
	Tamenda SC	Catholic Church Health Services	12	12	12	■
	Tegibo SC	CHS - Christian Union Mission	12	12	12	■
	Waro SC	GoPNG	12	12	12	■
	Yomasi CHP	GoPNG	7	7	7	■

Staffing Profile											Total Health Staff / 1,000 pop.
Management Category	Allied Health	CHW's	HEO's	Medical	Nursing	Other	Unattac..	Total Staff	M	F	
1 GoPNG	48	258	25	21	282	248	41	923	486	437	
2 Catholic Health Services	0	39	1	0	15	2	7	64	32	32	
3 Christian Health Services	0	48	1	0	28	47	0	124	77	47	
4 Other Non Govt Entities											
Grand Total	48	345	27	21	325	297	48	1,111	595	516	1.571



PHA - Board Membership			
Board Position	Member	Appointment Related Section	Expiry Date
Members	Dr Hoxson Okti Poki	Sec. 17 (2) (a) - NDoH Rep	24/05/2025
	Kenneth Kelei	Sec. 17 (2) (b) - District Health Rep	24/05/2025
	Rev. Wane Ninjipa	Sec. 17 (2) (d) - Religious Denomination	24/05/2025
	James Embia	Sec. 17 (2) (f) - Community Rep	24/05/2025
	Jerry David Sonk	Sec. 17 (5) Ex - Officio	24/05/2025
Date of Most Recent			
Accreditation Survey			
Mendi Hosp planned - Nov 2024			
External Financial Audit			
2019 - 2022 Fin Statements submitted to AGO			

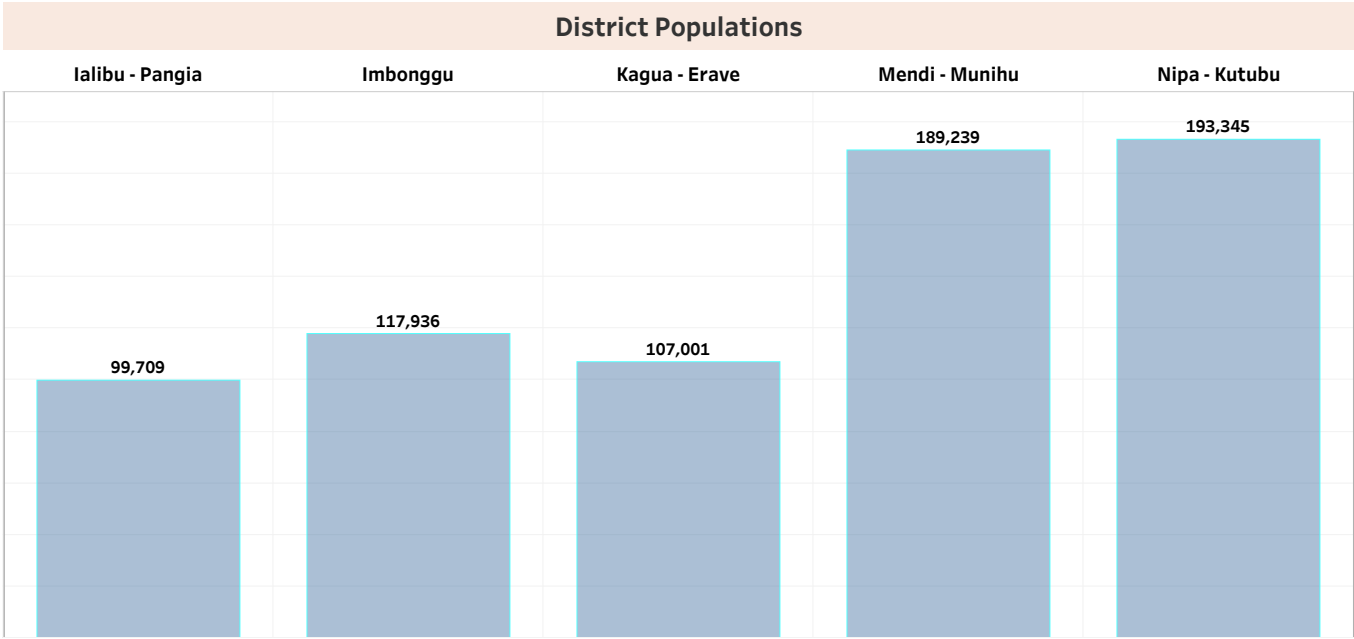
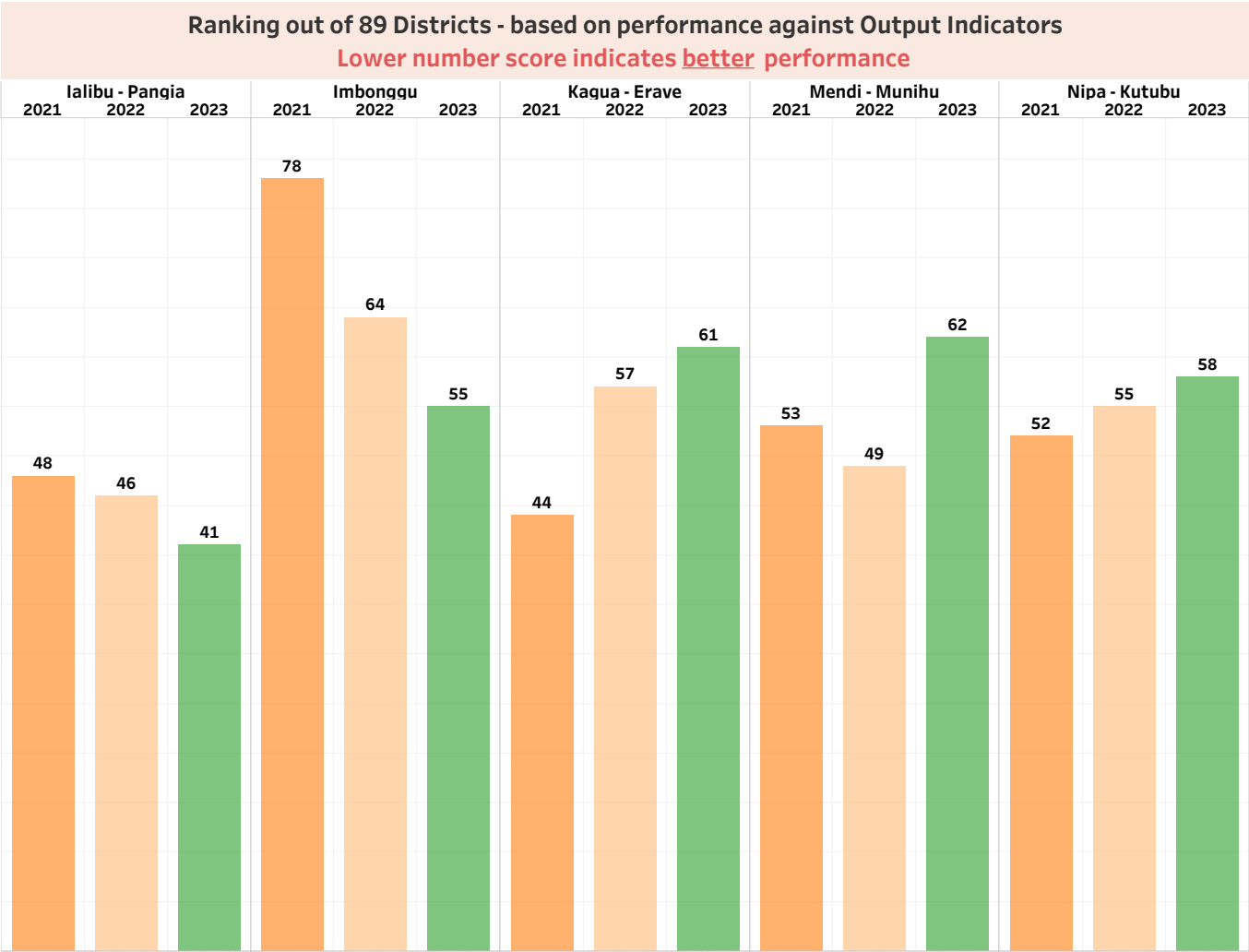
PHA - Senior Management Team				
S..	Senior Position	Officer	Contact Nums	Email
1	Chief Executive Officer	Birisi, Joseph Dr	72161646 - 72352510	jtbirisi@gmail.com
2	Director - Curative Health Services	Sa'avu, Martin Dr	70250634	msaavu64@gmail.com
3	Director - Public Health	Epei, George Mosip	71703344	epeigeorge@gmail.com
4	Deputy Director - Medical Services	Sanangkeo, Satia Dr	70000565	ssanangkeo@gmail.com
5	Deputy Director - Public Health	Mombu, Michael	79184747	mmombu21@gmail.com
6	Manager - Hospital	Oswald, Anna	70967079	annaosy73oswald@gmail.com
7	Deputy Director - Nursing	Anda, Anna	72916719	shirlet2288@gmail.com
8	Deputy Director - HR	Ipia, Rhoda	72138693	ripia4566@gmail.com
9	Deputy Director - Finance & Admin	Yopia, Margeret	71703281	my2518845@gmail.com
10	Manager - District Health	Ipis, Nisa	73132138	nisaipis@gmail.com
11	Deputy Director - Assistant - Nursing - Clinical	John, Joan	73132509	joan62jmarr@gmail.com
12	Deputy Director - Assistant - Nursing - Admin	Sondpi, Stella	79064807	ssondpi@yahoo.com.au
13	Deputy Director - Nursing - Rural	Kanea, Beverlyn	71580191	beverlynkanea3@gmail.com
14	Manager - Personnel & Payroll	Kange, Ruth	72302660	ruth123kange@gmail.com

Catholic Church Health Services - Senior Management Team			
CCHS Role	Officer	Contact Nums	Email
Bishop	Donald Lippert, OFM Cap	7279 1212	dlippert.mendi@gmail.com
Health Manager	Winnie William	71035335	catholichealthmendi@gmail.com
Accountant	Bill Brett	71520477	catholichealthmendi@gmail.com
M & E Officer	Isabella Koke	71109339	isabellakoke06@gmail.com

Recurrent Budget Report - Kina - (Data Source - Treasury) - **data not available for Drugs and Medical Supplies & Utilities**

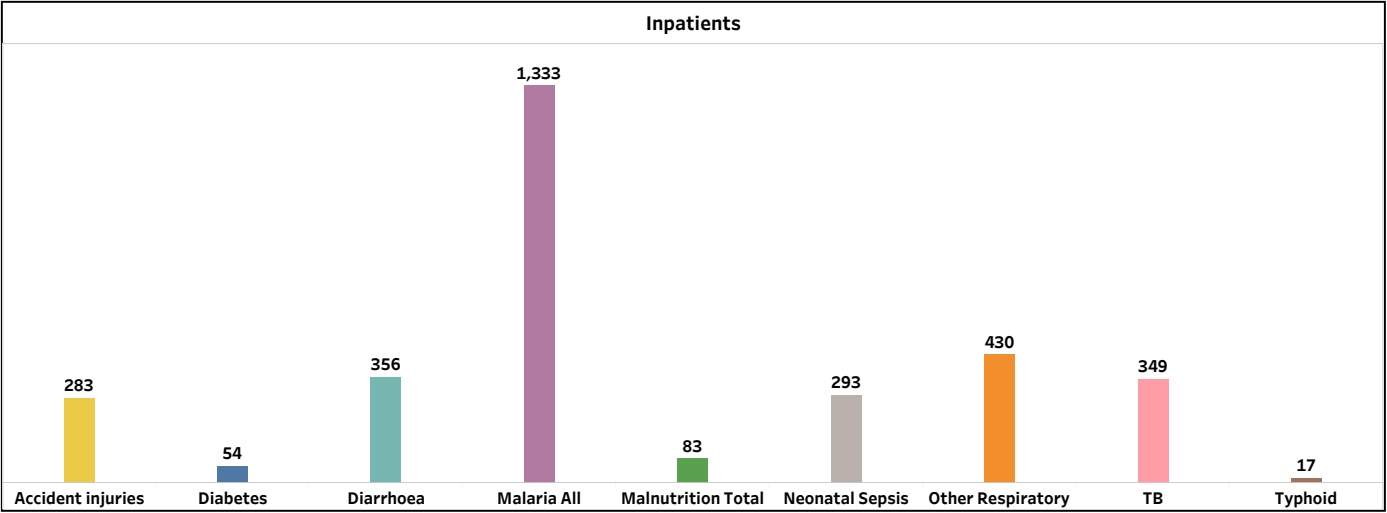
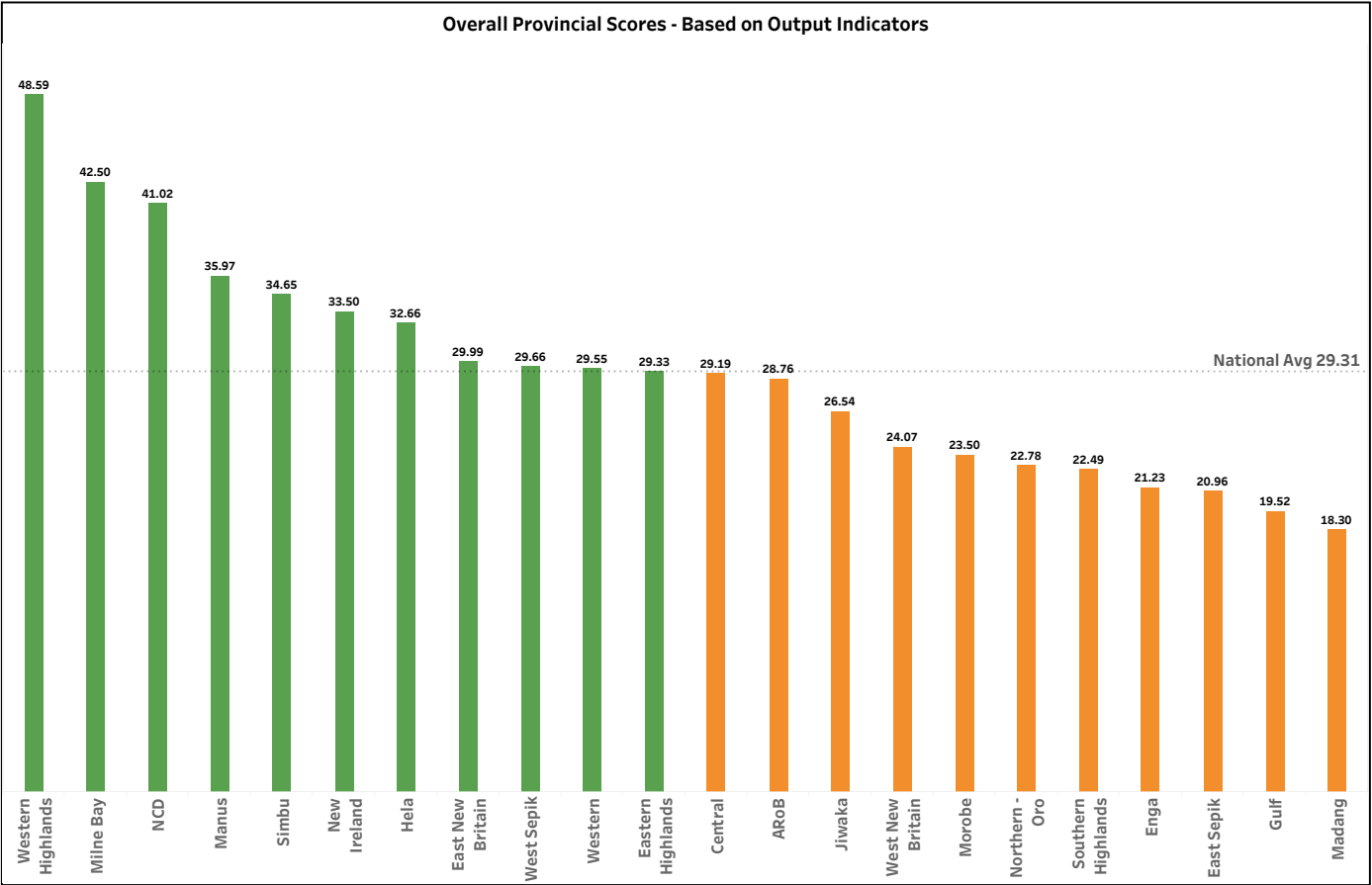
Management Category.	2023 - Budget	2023 - CFC	2023 - Expenditure	Expenditure per Capita	Discretionary Expenditure per Capita
GoPNG	67,092,182	67,092,182	68,981,556	81.32	9.50
Catholic Church Health Services	3,453,794	-	1,975,157		
Christian Health Services	9,997,324	-	6,235,110		
Total	80,543,300	67,111,382	77,191,823		

Overview Pane - GoPNG Budget Only					
Num	Activity Code	Description.	2023 - Budget.	2023 - CFC.	2023 - Expenditure.
1	21	T - Personnel Emoluments	53,377,412	53,377,412	55,266,786
2	211000	Salaries Allowances	47,668,598	47,668,598	49,667,217
3	212000	Wages	3,410,000	3,410,000	3,410,000
4	213000	Overtime	-	-	58,711
5	214000	Leave Fares	1,412,217	1,412,217	1,422,217
6	215000	Retirement Benefits, Pensions, Gratuities	886,597	886,597	708,641
7	217000	Contract Officers Education Benefits	-	-	-
8	22	T - Goods and Services	4,010,908	4,010,908	4,010,908
9	221000	Domestic Travel - Subsistence	-	-	-
10	222000	Travel - Subsistence	204,562	204,562	204,562
11	223000	Office Materials - Supplies	365,497	365,497	365,497
12	224000	Operational Materials - Supplies	998,520	998,520	998,520
13	225000	Transport - Fuel	242,533	242,533	242,533
14	226000	Administrative Consultancy Fees	9,600	9,600	9,600
15	227000	Other Operational Expenses	2,148,497	2,148,497	2,148,497
16	228000	Training	41,699	41,699	41,699
17	229000	Other Category for Donor Funded Projects	-	-	-
18	23	T - Utilities, Rentals and Property Costs	627,777	627,777	627,777
19	231000	Utilities	-	-	-
20	232000	Rentals - Property	542,559	542,559	542,559
21	233000	Routine Maintenance	85,218	85,218	85,218
22	25	T - Grants Subsidies and Transfers	5,442,800	5,442,800	5,442,800
23	251000	Membership Fees, Subscriptions & Contribution	-	-	-
24	252000	Grants - Transfers - Public Authorities	5,442,800	5,442,800	5,442,800
25	26	T - Acquisition of Existing Assets	10,561	10,561	10,561
26	261000	Acquisition of Lands, Buildings & Structures	10,561	10,561	10,561
27	27	T - Capital Formation	3,622,724	3,622,724	3,622,724
28	271000	Office Equipment, Furniture - Fittings	46,130	46,130	46,130
29	272000	Information & Communication Technology	-	-	-
30	273000	Motor Vehicles	-	-	-
31	274000	Feasibility Studies & Project Preparation	9,600	9,600	9,600
32	275000	Plant, Equipment - Machinery	66,994	66,994	66,994
33	276000	Construction, Renovation - Improvements	3,500,000	3,500,000	3,500,000
34	-	Grand Total	67,092,182	67,092,182	68,981,556



West New Britain PHA

Province	West New Britain				2023Q4
Population Growth	Population	Ranking Change - 2020 to 2023			
3.30%	381,253	14	13	10	15
					West New Britain Score
					24.07




Outpatient Attendances				
Provincial Hospital	Urban Clinic	Health Centre	Community Health Post	Health Sub Centre
21,225	193,182	66,229	13,214	118,102



















Performance Indicators and Ranking are 'Impacted' by timeliness and completeness of eNHIS Reporting






















Monthly Reports Submitted - Hospitals (HO-R - Regional) (HO-P - Provincial) (HO-D - District)

Districts.	Facility.	Management	Inpatients	Outpatients	Deaths	
Talasea	Kimbe HO-P	GoPNG	6	6	6	

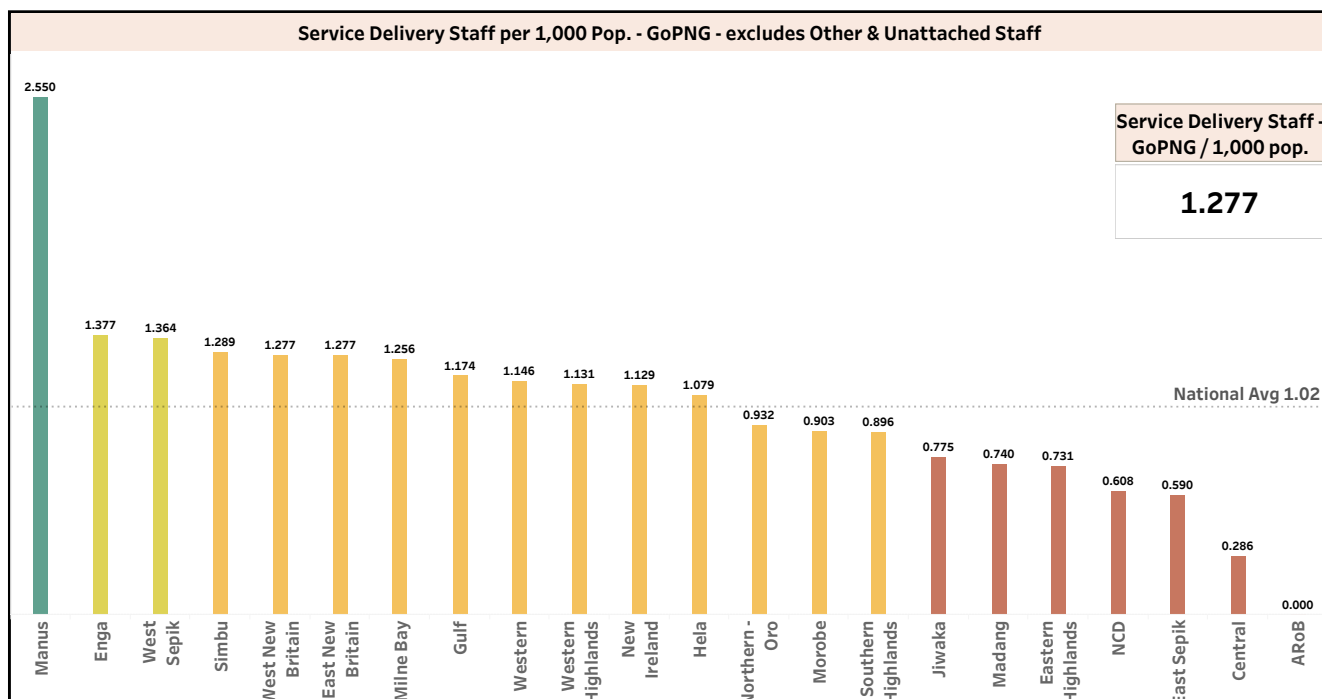
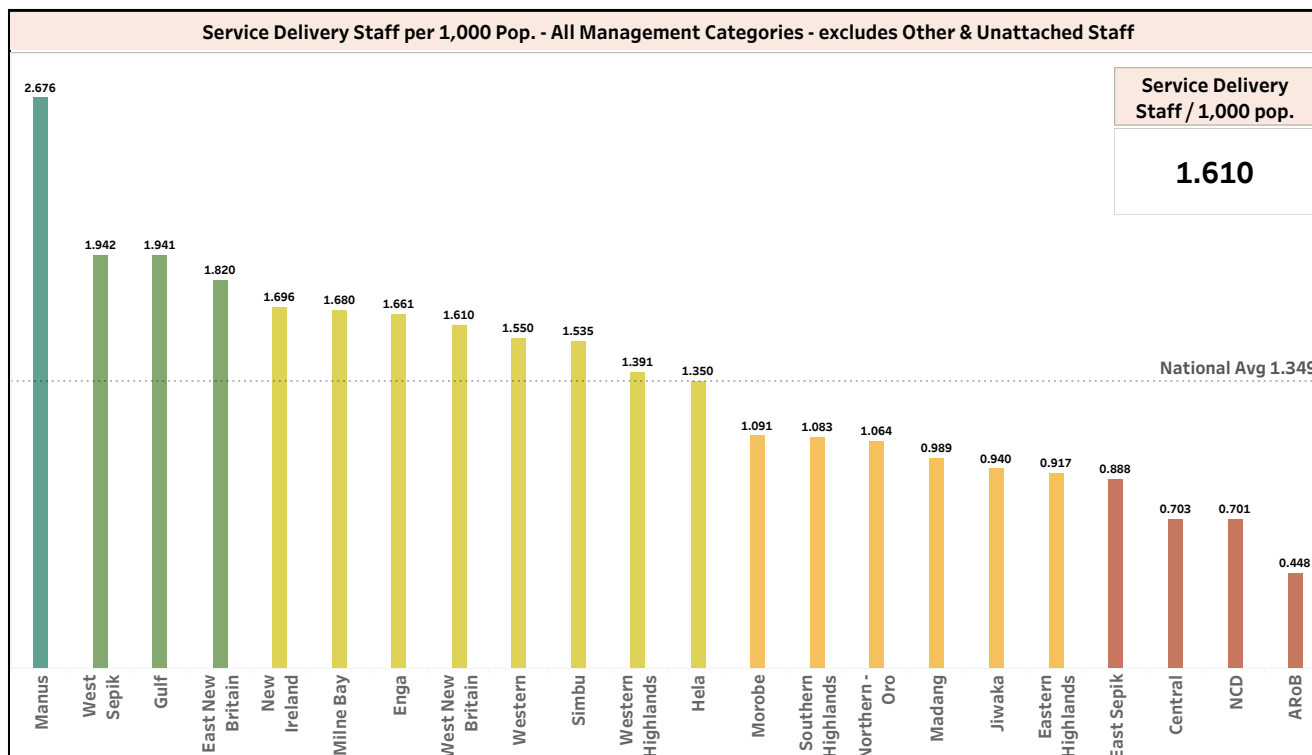
Monthly Reports Submitted - Health Centres (HC) and Urban Clinics (UC)

Districts.	Facility.	Management	Inpatients	Outpatients	Deaths	
Kandrian - Gloucester	Aka HC	GoPNG	12	12	12	
	Gasmata HC	GoPNG	11	11	11	
	Gloucester HC	GoPNG	7	7	7	
	Kandrian HC	GoPNG	12	12	12	
	Silovuti HC	GoPNG	12	12	12	
Talasea	Bitokara HC	Catholic Church Health Ser..	12	12	12	
	Unea HC	Catholic Church Health Ser..	12	12	12	
	Valoka HC	Catholic Church Health Ser..	12	12	12	
	Bialla HC	GoPNG	12	12	12	
	Buvussi HC	GoPNG	12	12	12	
	Kimbe UC	GoPNG	12	12	12	
	Hargy UC	NGO - Hargy Oil Palm Co	12	12	12	
	Navo UC	NGO - Hargy Oil Palm Co	10	10	10	
	Haella UC	NGO - NBPOL	12	12	12	
	Kapiura UC	NGO - NBPOL	12	12	12	
	Mosa - NBPOL UC	NGO - NBPOL	12	12		

Monthly Reports Submitted - Community Health Posts (CHP) and Health Sub Centres (SC)

Districts.	Facility.	Management	Inpatients	Outpatients	Deaths	
Kandrian - Gloucester	Akonga CHP	GoPNG	12	12	12	
	Amio SC	GoPNG	12	12	12	
	Eslei SC	GoPNG	12	12	12	
	Kaliai SC	Catholic Church Health Services	12	12	12	
	Kilenge SC	Catholic Church Health Services	12	12	12	
	Melenglo SC	GoPNG	11	11	11	
	Millmata SC	GoPNG	12	12	12	
	Pililo SC	Catholic Church Health Services	12	12	12	
	Sagsag SC	CHS - Anglican	12	12	12	
	Sassavoru SC	Catholic Church Health Services	12	12	12	
	Sauren SC	GoPNG	12	12	12	
	Turuk SC	Catholic Church Health Services	12	12	12	
	Wako CHP	GoPNG	12	12	12	
Talasea	Baea CHP	GoPNG	12	12	12	
	Bola SC	GoPNG	12	12	12	
	Lalopo SC	GoPNG	12	12	12	
	Malalia SC	CHS - United	12	12	12	
	Silanga SC	Catholic Church Health Services	12	12	12	
	Ulamona SC	Catholic Church Health Services	12	12	12	
	Vatukele CHP	GoPNG	12	12	12	
	Vitu - Paruru - SC	Catholic Church Health Services	12	12	12	

Staffing Profile											Total Health Staff / 1,000 pop.
Management Category	Allied Health	CHW's	HEO's	Medical	Nursing	Other	Unattac..	Total Staff	M	F	
1 GoPNG	62	194	51	11	169	94	95	676	256	420	
2 Catholic Health Services	0	65	0	0	46	4	1	116	32	84	
3 Christian Health Services	0	10	0	0	6	12	0	28	16	12	
4 Other Non Govt Entities											
Grand Total	62	269	51	11	221	110	96	820	304	516	2.151



PHA - Board Membership			
Board Position	Member	Appointment Related Section	Expiry Date
Chair	Dr Mathias Sapuri	Sec. 17 (2) (f) - Community Rep	06/10/2024
Deputy Chair	Teup Goledu	Sec. 17 (2) (c) - Business Rep	06/10/2024
Members	Mrs Cecilie Reimann Benjamin	Sec. 17 (2) (c) - Business Rep	06/10/2024
	Mrs Ramona Southon	Sec. 17 (2) (c) - Business Rep	06/10/2024
Date of Most Recent	Alice Mathias	Sec. 17 (2) (e) - Women in Community	06/10/2024
Accreditation Survey	Williamson Hosea	Sec. 17 (5) Ex - Officio	06/10/2024
External Financial Audit			

PHA - Senior Management Team				
S..	Senior Position	Officer	Contact Nums	Email
1	Chief Executive Officer	Tao, Stanislaw	72940847	stanistao.tao@gmail.com
2	Director - Curative Health Services	Malagisa, Alfred Dr	79296868	alfredvmalagisa@yahoo.com
3	Director - Public Health	Nale, Joseph Dr	71295303	jnalejr@gmail.com
4	Director - Corporate Services	Mota, Voghi	9835267-72207900	voghi.mota@gmail.com
5	Director - Planning, Information & Coordination	Tokavai, Paul	73567997	tokavaippee@gmail.com
6	Deputy Director - Medical Services	Uluk, Tarcisius	-	-
7	Deputy Director - Nursing	Baiwan, Scholastica	71259693	baiwanscholly@gmail.com
8	Deputy Director - Public Health Standards	Houinei, Wendy	71247511	whouinei7@gmail.com
9	Deputy Director - HRM	Daungak, Bundu G	71325558	daungakb@gmail.com
10	Deputy Director - Finance & Admin	Mitiel, Julie	71170618	Mitieljulie1@gmail.com
11	Manager - GESI	Nambasai, Josepha	71944237	jnambasai@gmail.com
12	Manager - HR	Kapet, James	9834604-71789954	kapetjames@gmail.com
13	Manager - Finance	Apamumu, Brian	73493078	bapamumu@gmail.com
14	Internal Auditor	Nake, Barbra	-	-

Catholic Church Health Services - Senior Management Team			
CCHS Role	Officer	Contact Nums	Email
Bishop	John Bosco Auram	73817546	jfkbaoram@gmail.com
Health Manager	Theckla Nohowan	73711373	nohotheckla1@gmail.com
Accountant	Alfred Luange	79855826	alfredluange@gmail.com
M & E Officer	Rosewitha Walkap	74734931	rwalkapcchs@gmail.com

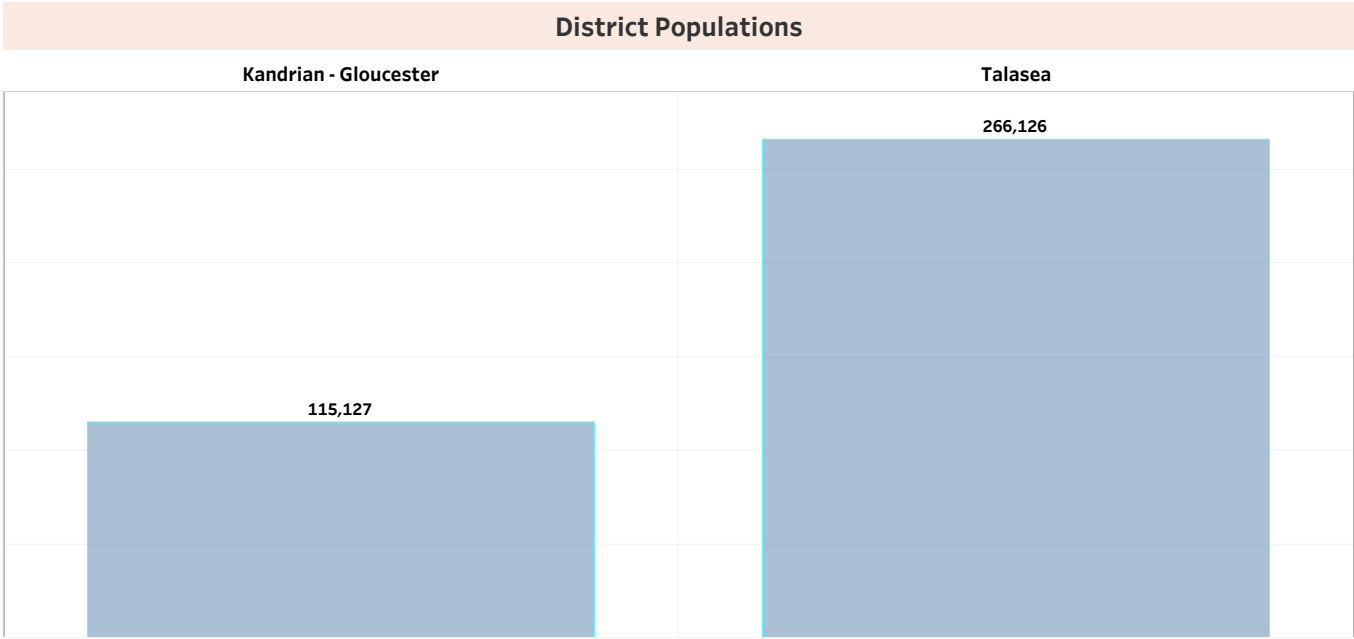
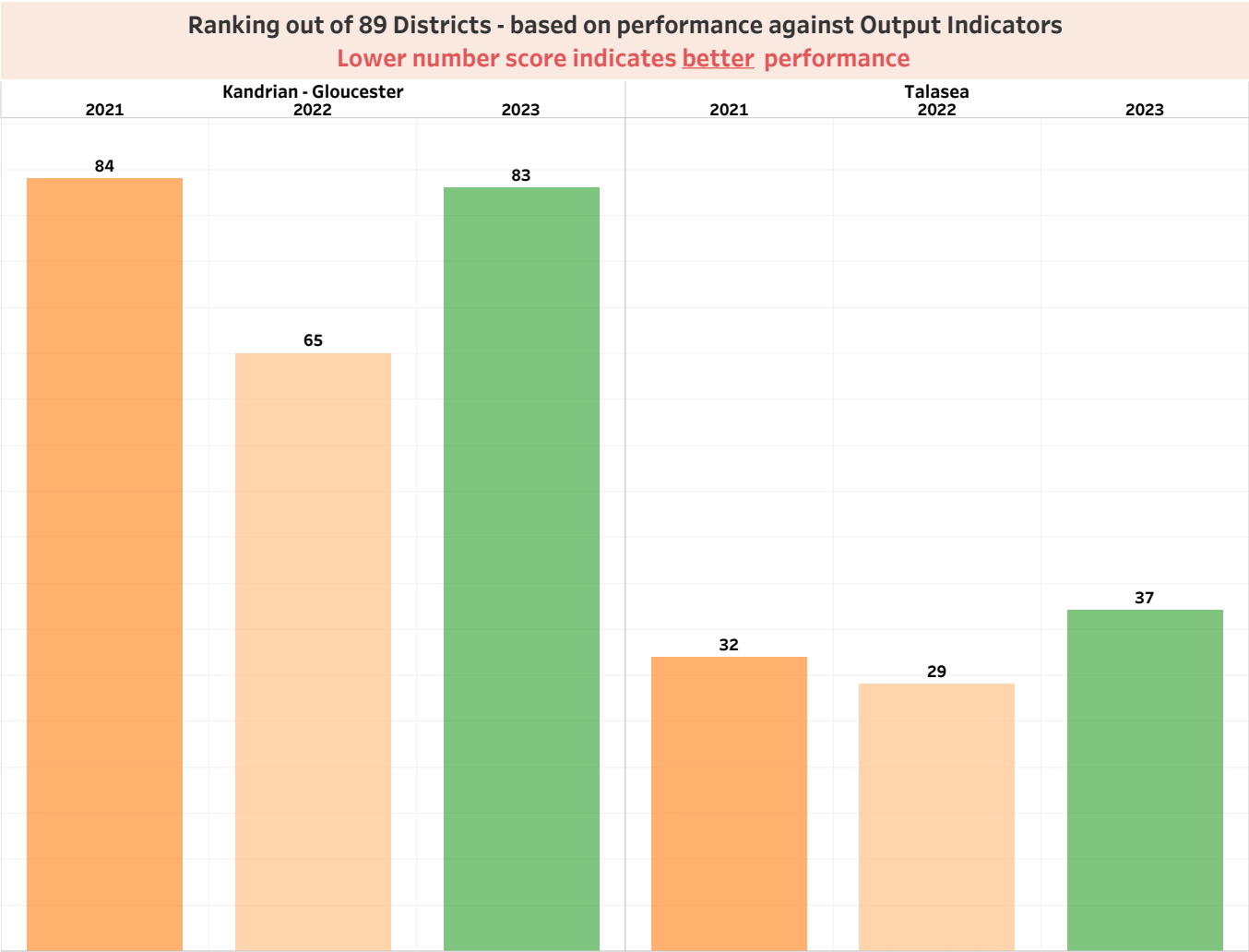
Health Facility Profile - Government and Non Government				
Type	L2 - CHP / HSC.	L3 - HC / UC.	L4 - Dist Hosp	L5 - Prov Hosp
Major Hospital				1
Urban Clinic		6		
Health Centre		9		
Community Health ..	21			
Grand Total	21	15		1

Capital Investment & Asset Management Initiatives									
.	Facility/District	Project	Plan	Design	Contract	Progress	Funding	Budget - Total	Spend in 2023
1	23930 WNB	Provincial Hospital Redevelop - Kimbe HO-P	-	-	-	-	GoPNG - PIP	4,000,000	4,000,000
2	Kimbe HO-P	Isolation Facility - COVID	Yes	Yes	Yes	-	PSIP - DSIP (2.5) & HSIP (1.5)	4,000,000	-
3	Bitokara HC	Refurb HSC and Staff Accommm via ADB - Handed over - 8.03.2023	Yes	Yes	Yes	100%	1) Catholic Church - 2.5m: 2) DFAT Grant - 2.5m	5,000,000	595,361
4	Gloucester HC	Development - Greenfield site - via ADB - Contract Award - Dec 22	Yes	Yes	Yes	65%	ADB Loan	25,000,000	8,704,436

Recurrent Budget Report - Kina - (Data Source - Treasury) - **data not available for Drugs and Medical Supplies & Utilities**

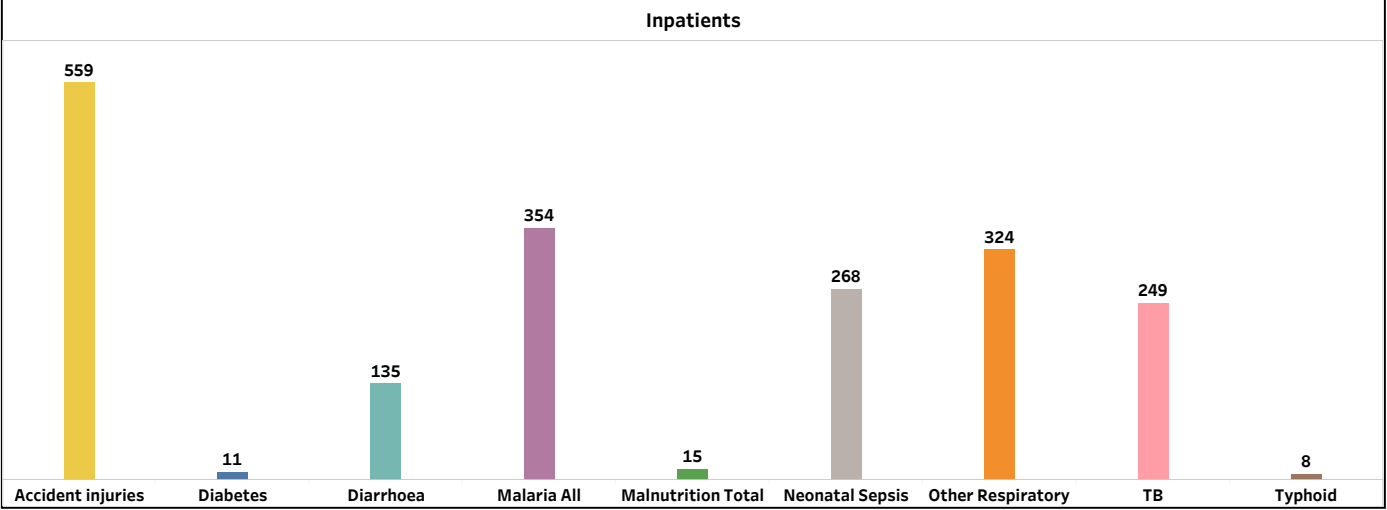
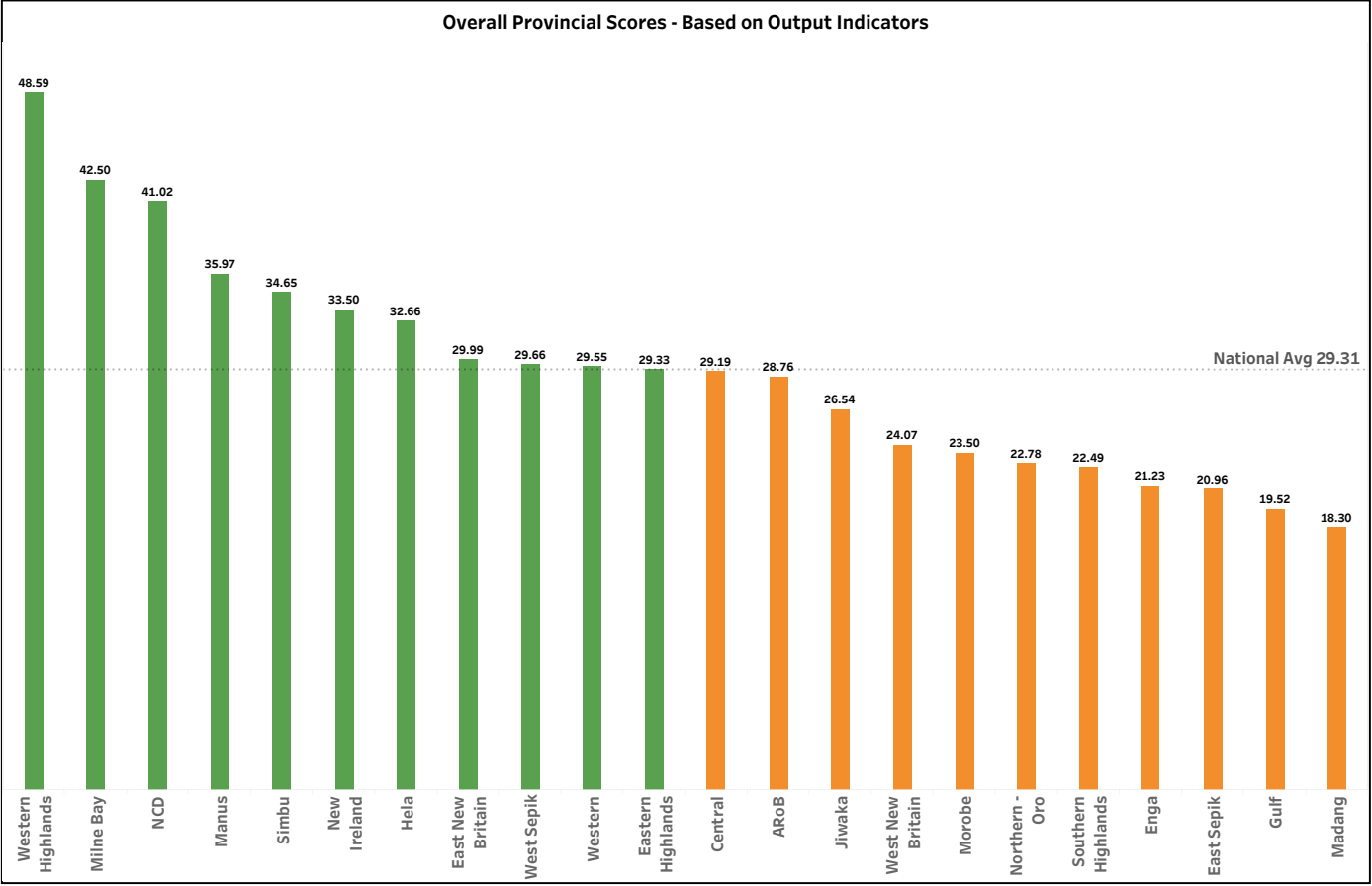
Management Category.	2023 - Budget	2023 - CFC	2023 - Expenditure	Expenditure per Capita	Discretionary Expenditure per Capita
GoPNG	61,735,349	61,768,383	63,703,094	136.19	26.44
Catholic Church Health Services	6,253,029	-	4,300,398		
Christian Health Services	2,670,580	-	1,500,402		
Total	70,658,958	61,768,383	69,503,894		

Overview Pane - GoPNG Budget Only					
Num	Activity Code	Description.	2023 - Budget.	2023 - CFC.	2023 - Expenditure.
1	21	T - Personnel Emoluments	43,225,880	43,258,914	45,193,625
2	211000	Salaries Allowances	38,494,279	38,494,279	40,838,886
3	212000	Wages	2,270,290	2,296,657	2,334,015
4	213000	Overtime	142,500	142,500	12,078
5	214000	Leave Fares	1,174,000	1,180,667	1,180,667
6	215000	Retirement Benefits, Pensions, Gratuities	1,144,811	1,144,811	827,979
7	217000	Contract Officers Education Benefits	-	-	-
8	22	T - Goods and Services	7,109,922	7,109,922	7,109,922
9	221000	Domestic Travel - Subsistence	737,059	737,059	737,059
10	222000	Travel - Subsistence	-	-	-
11	223000	Office Materials - Supplies	716,618	716,618	716,618
12	224000	Operational Materials - Supplies	1,805,008	1,805,008	1,805,008
13	225000	Transport - Fuel	328,309	328,309	328,309
14	226000	Administrative Consultancy Fees	100,000	100,000	100,000
15	227000	Other Operational Expenses	3,196,825	3,196,825	3,196,825
16	228000	Training	226,103	226,103	226,103
17	229000	Other Category for Donor Funded Projects	-	-	-
18	23	T - Utilities, Rentals and Property Costs	1,748,025	1,748,025	1,748,025
19	231000	Utilities	-	-	-
20	232000	Rentals - Property	1,688,812	1,688,812	1,688,812
21	233000	Routine Maintenance	59,213	59,213	59,213
22	25	T - Grants Subsidies and Transfers	5,972,522	5,972,522	5,972,522
23	251000	Membership Fees, Subscriptions & Contribution	-	-	-
24	252000	Grants - Transfers - Public Authorities	5,972,522	5,972,522	5,972,522
25	26	T - Acquisition of Existing Assets	0	0	0
26	261000	Acquisition of Lands, Buildings & Structures	-	-	-
27	27	T - Capital Formation	3,679,000	3,679,000	3,679,000
28	271000	Office Equipment, Furniture - Fittings	179,000	179,000	179,000
29	272000	Information & Communication Technology	-	-	-
30	273000	Motor Vehicles	-	-	-
31	274000	Feasibility Studies & Project Preparation	-	-	-
32	275000	Plant, Equipment - Machinery	-	-	-
33	276000	Construction, Renovation - Improvements	3,500,000	3,500,000	3,500,000
34	-	Grand Total	61,735,349	61,768,383	63,703,094

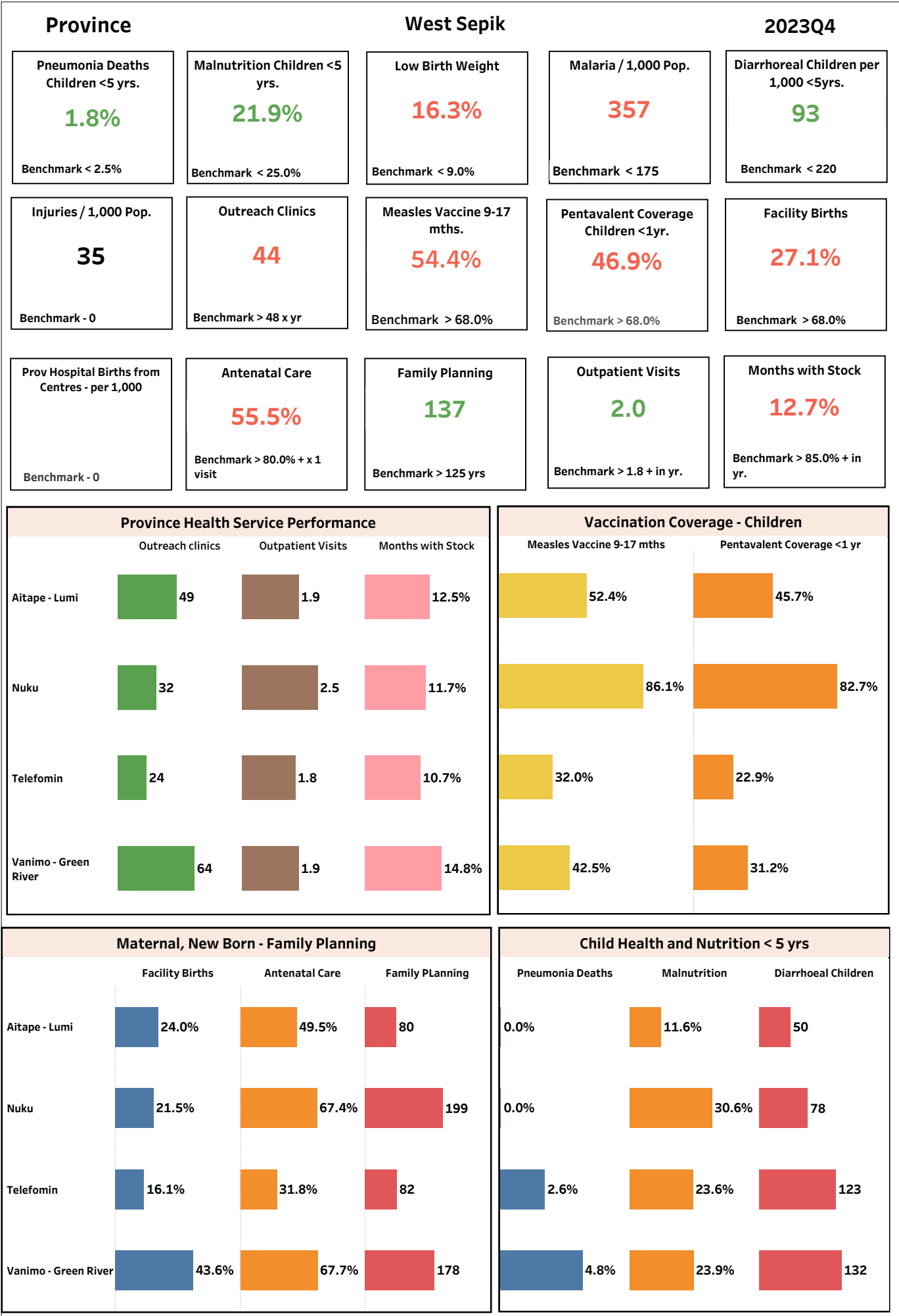


West Sepik PHA

Province	West Sepik				2023Q4
Population Growth	Population	Ranking Change - 2020 to 2023			
2.60%	340,870	9	10	4	9
					West Sepik Score
					29.66




Outpatient Attendances				
Provincial Hospital	Urban Clinic	Health Centre	Community Health Post	Health Sub Centre
32,479	34,904	137,156	9,908	462,735



Performance Indicators and Ranking are 'Impacted' by timeliness and completeness of eNHIS Reporting

























Monthly Reports Submitted - Hospitals (HO-R - Regional) (HO-P - Provincial) (HO-D - District)

Districts.	Facility.	Management	Inpatients	Outpatients	Deaths	
Vanimo - Green River	Vanimo HO-P	GoPNG	12	12	12	

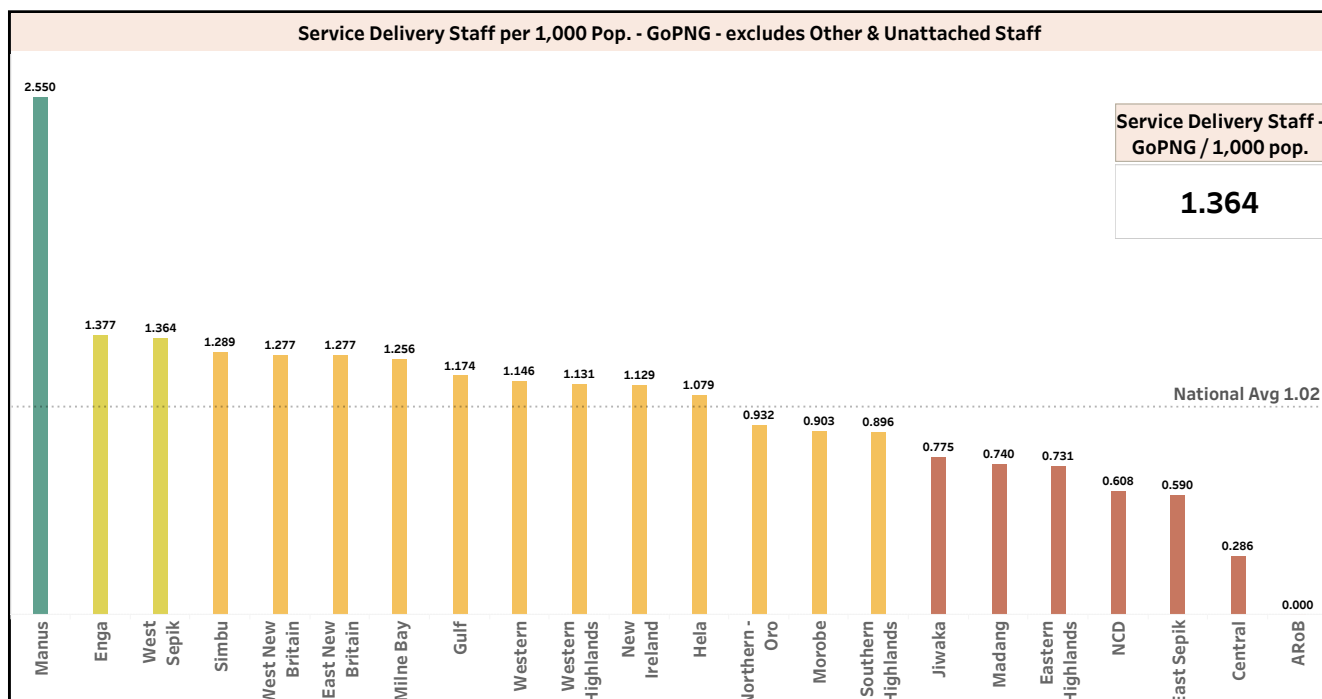
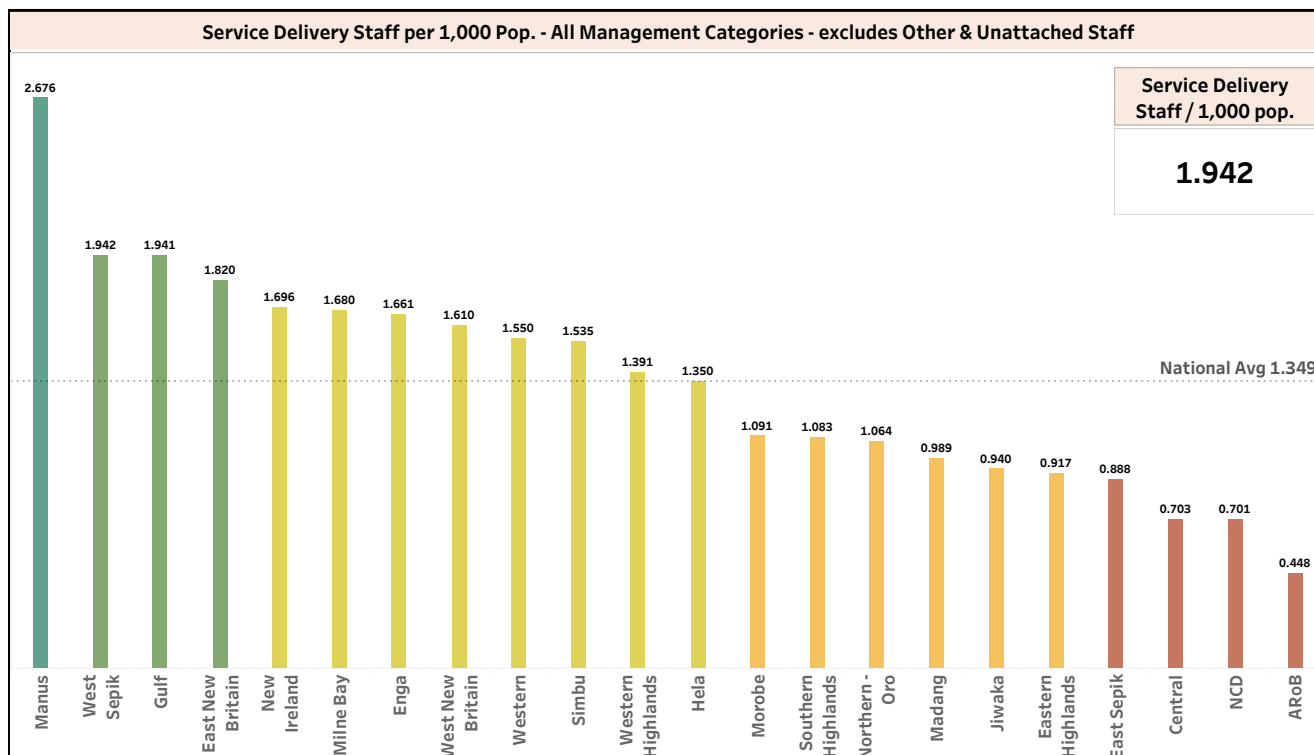
Monthly Reports Submitted - Health Centres (HC) and Urban Clinics (UC)

Districts.	Facility.	Management	Inpatients	Outpatients	Deaths	
Aitape - Lumi	Lumi HC	GoPNG	12	12	12	
Nuku	Anguganak HC	CHS - Christian Brethren Church	12	12	12	
	Nuku HC	GoPNG	12	12	12	
Telefomin	Telefomin HC	CHS - Baptist	12	12	12	
	Oksapmin HC	GoPNG	12	12	12	
Vanimo - Green River	Amanab HC	GoPNG	12	12	12	
	Bewani HC	GoPNG	12	12	12	
	Green River HC	GoPNG	12	12	12	
	Imonda HC	GoPNG	12	12	12	
	Vanimo - Dapu UC	GoPNG	12	12	12	

Monthly Reports Submitted - Community Health Posts (CHP) and Health Sub Centres (SC)

Districts.	Facility.	Management	Inpatients	Outpatients	Deaths	
Aitape - Lumi	Aitape - Raihu SC	Catholic Church Health Services	12	12	12	
		Catholic Church Health Services	12	12	12	
	Karaitem SC	GoPNG	12	12	12	
	Pes SC	Catholic Church Health Services	12	12	12	
	Pokamo SC	Catholic Church Health Services	12	12	12	
	Sissano - Olbrum SC	Catholic Church Health Services	12	12	12	
	Ulau SC	Catholic Church Health Services	12	12	12	
Nuku	Kaflei SC	Catholic Church Health Services	12	12	12	
	Mukili SC	Catholic Church Health Services	12	12	12	
	Ningil SC	Catholic Church Health Services	12	12	12	
	Puang SC	CHS - Christian Brethren Church	12	12	12	
	Seim SC	Catholic Church Health Services	12	12	12	
	Sibilanga SC	CHS - Christian Brethren Church	12	12	12	
	Wassisi SC	Catholic Church Health Services	12	12	12	
	Wati SC	Catholic Church Health Services	12	12	12	
Telefomin	Edwarki Yellow River SC	CHS - Christian Brethren Church	12	12	12	
	Magleri SC	CHS - Christian Brotherhood Chu..	12	12	12	
	Tekin SC	CHS - Baptist	12	12	12	
	Tumobil SC	CHS - Seventh-Day Adventist	12	12	12	
	Yapsi SC	CHS - Baptist	12	12	12	
Vanimo - Green River	Baro CHP	GoPNG	12	12	12	
	Kamberatoro SC	Catholic Church Health Services	10	10	10	
	Laitre SC	Catholic Church Health Services	11	11	11	
	Lote SC	Catholic Church Health Services	12	12	12	
	Ossima SC	Catholic Church Health Services	12	12	12	
	Utai SC	Catholic Church Health Services	8	8	8	
	Wassengla SC	Catholic Church Health Services	12	12	12	

Staffing Profile											Total Health Staff / 1,000 pop.
Management Category	Allied Health	CHW's	HEO's	Medical	Nursing	Other	Unattac..	Total Staff	M	F	
1 GoPNG	66	243	29	7	120	134	0	599	340	259	
2 Catholic Health Services	8	102	3	1	31	11	38	194	91	103	
3 Christian Health Services	0	40	1	1	10	27	0	79	52	27	
4 Other Non Govt Entities											
Grand Total	74	385	33	9	161	172	38	872	483	389	2.558



PHA - Board Membership			
Board Position	Member	Appointment Related Section	Expiry Date
-	Board Exceeded Expiry Date	-	29/11/2021
<div>Date of Most Recent</div> <div>Accreditation Survey</div> <div>External Financial Audit</div> <div>Completed in 2023 - AGO report awaited</div>			

PHA - Senior Management Team				
S..	Senior Position	Officer	Contact Nums	Email
1	Chief Executive Officer	Lohumbo, Adrian	7012 9540	aalohumbo@gmail.com
2	Director - Curative Health Services	Bitu, Stanley Stanislaus Dr	-	bitastanley213@gmail.com
3	Director - Public Health	Kelebi, Trevor Dr	70518902	trevorkelebi@gmail.com
4	Director - Corporate Services	Neinen, Kelly	7376228	kneinen@gmail.com
5	Deputy Director - Medical Services	Morea, Geita Dr	-	geitamorea@gmail.com
6	Deputy Director - Corporate Services	Min, Domi	77206900	Domi.min376@gmail.com
7	Deputy Director - Public Health	Sumun, Symphorian	71371881	sumun.sumph@gmail.com
8	Manager - Policy Planning & Monitoring	Nauwa, Stewart Krorai	74865989	snauwa158@gmail.com
9	Manager - GESI	Petos, Francis	71247829	francispetos@gmail.com
10	Manager - HR	Kaingi, Monica	73965838	kaingimonica@gmail.com
11	Manager - Finance - Admin	Kanawo Jikaisha, Salome	-	salomekanawo@gmail.com

Catholic Church Health Services - Senior Management Team			
CCHS Role	Officer	Contact Nums	Email
Accountant - Aitape	Samantha Passingan	74348814	scpvokorul@gmail.com
Accountant - Vanimo	Debrah Russell	71474343	drussell.dovfinance@gmail.com
Bishop - Aitape	Siby Mathew Peedikayil,	71816233/70816033	frsibyghn@gmail.com
Bishop - Vanimo	Francis Meli	71816233/70816033	fmfrancismeli@gmail.com
Health Manager - Aitape	Fr Patrick Iwu	7387 7206	doahs.healthmanager@gmail.com
Health Manager - Vanimo	Amanda Sombu	73285286/79853338	aniweke@gmail.com
M & E Officer - Aitape	Scholly Killk	7387 7206	doahs.healthmanager@gmail.com

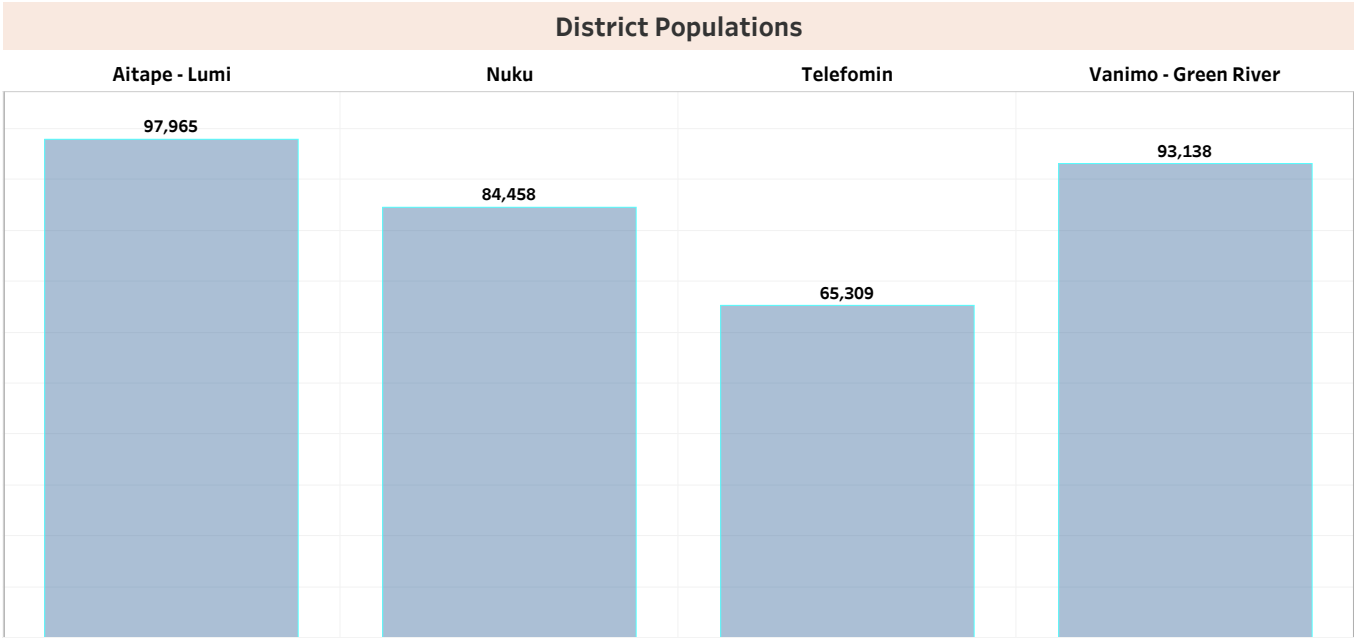
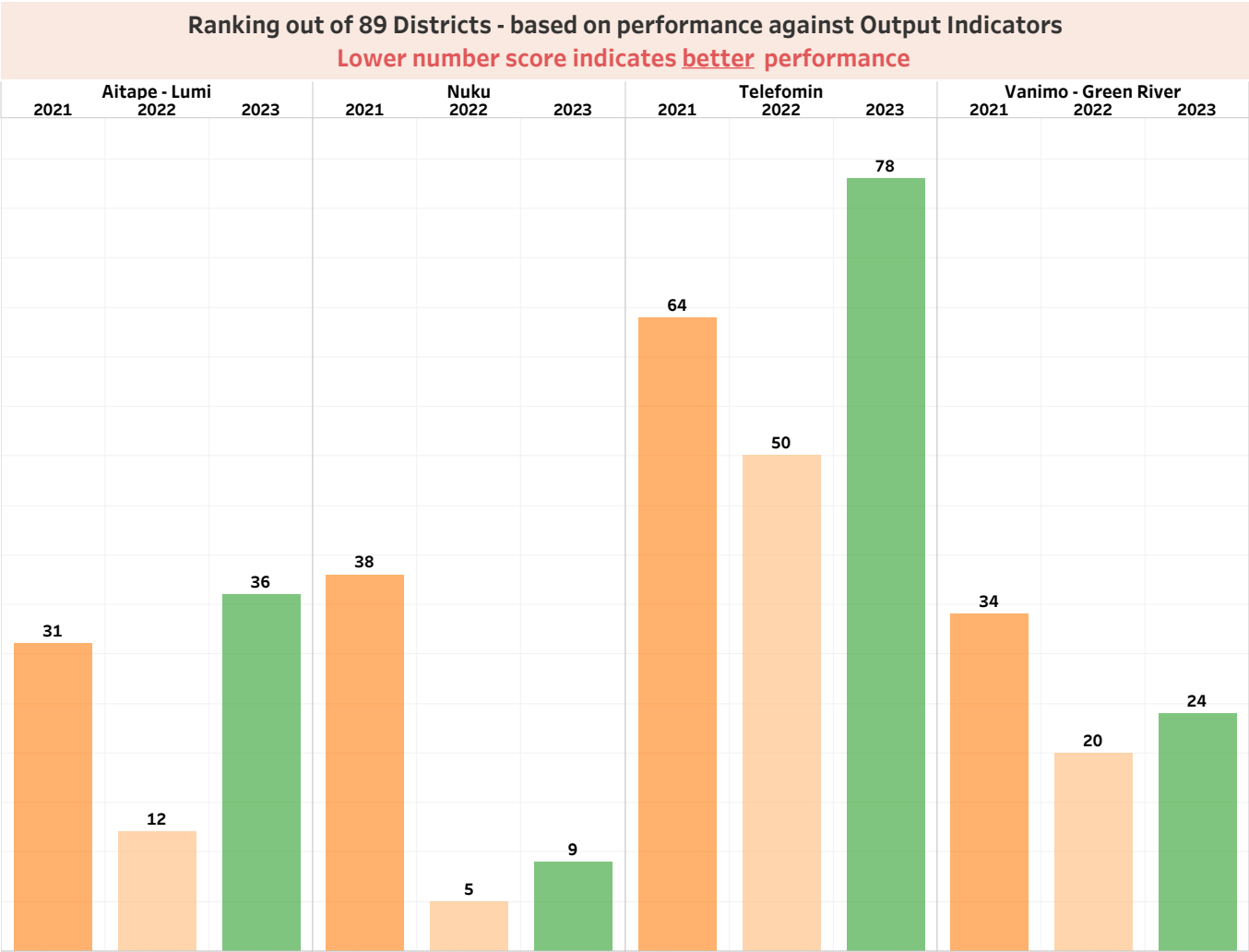
Health Facility Profile - Government and Non Government				
Type	L2 - CHP / HSC.	L3 - HC / UC.	L4 - Dist Hosp	L5 - Prov Hosp
Major Hospital				1
Urban Clinic		1		
Health Centre		9		
Community Health ..	28			
Grand Total	28	10		1

Capital Investment & Asset Management Initiatives									
.	Facility/District	Project	Plan	Design	Contract	Progress	Funding	Budget - Total	Spend in 2023
1	23932 West Sepik	Prov Hospital Redevelop - Vanimo HO-P	-	-	-	-	GoPNG - PIP	4,000,000	4,000,000
2	Nuku HC	Develop as District Hospital	Yes	Yes	Yes	-	GoPNG - PIP	0	-
3	Warasikau CHP	Development - Greenfield - Site - via ADB - Tender Award Stage	Yes	Yes	Yes	40%	DFAT Grant	4,670,000	1,000,573

Recurrent Budget Report - Kina - (Data Source - Treasury) - **data not available for Drugs and Medical Supplies & Utilities**

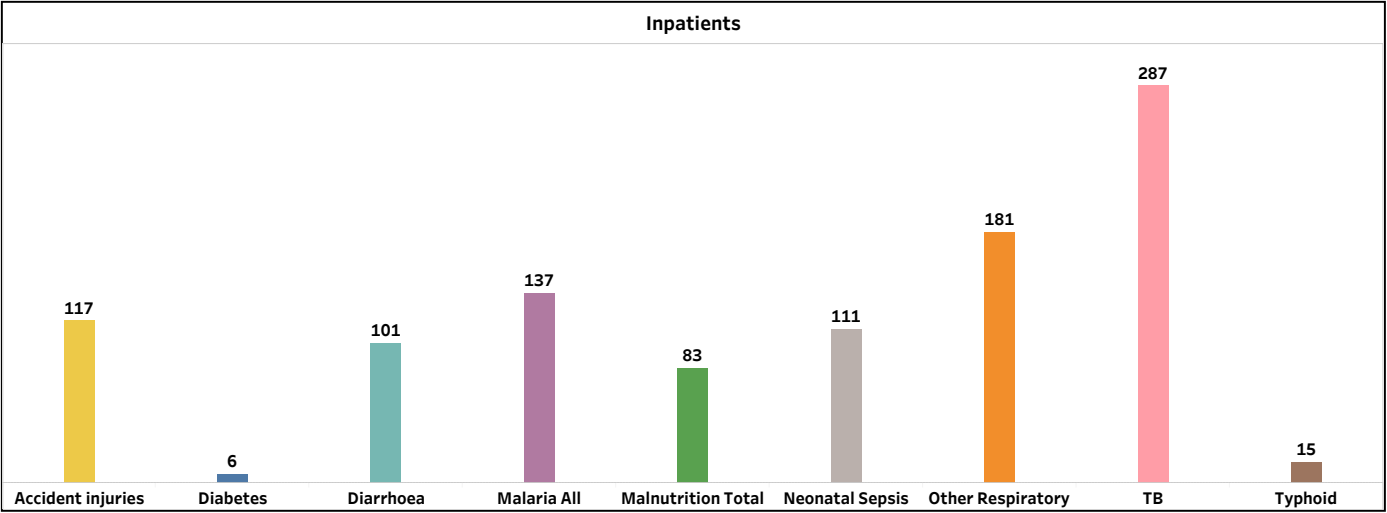
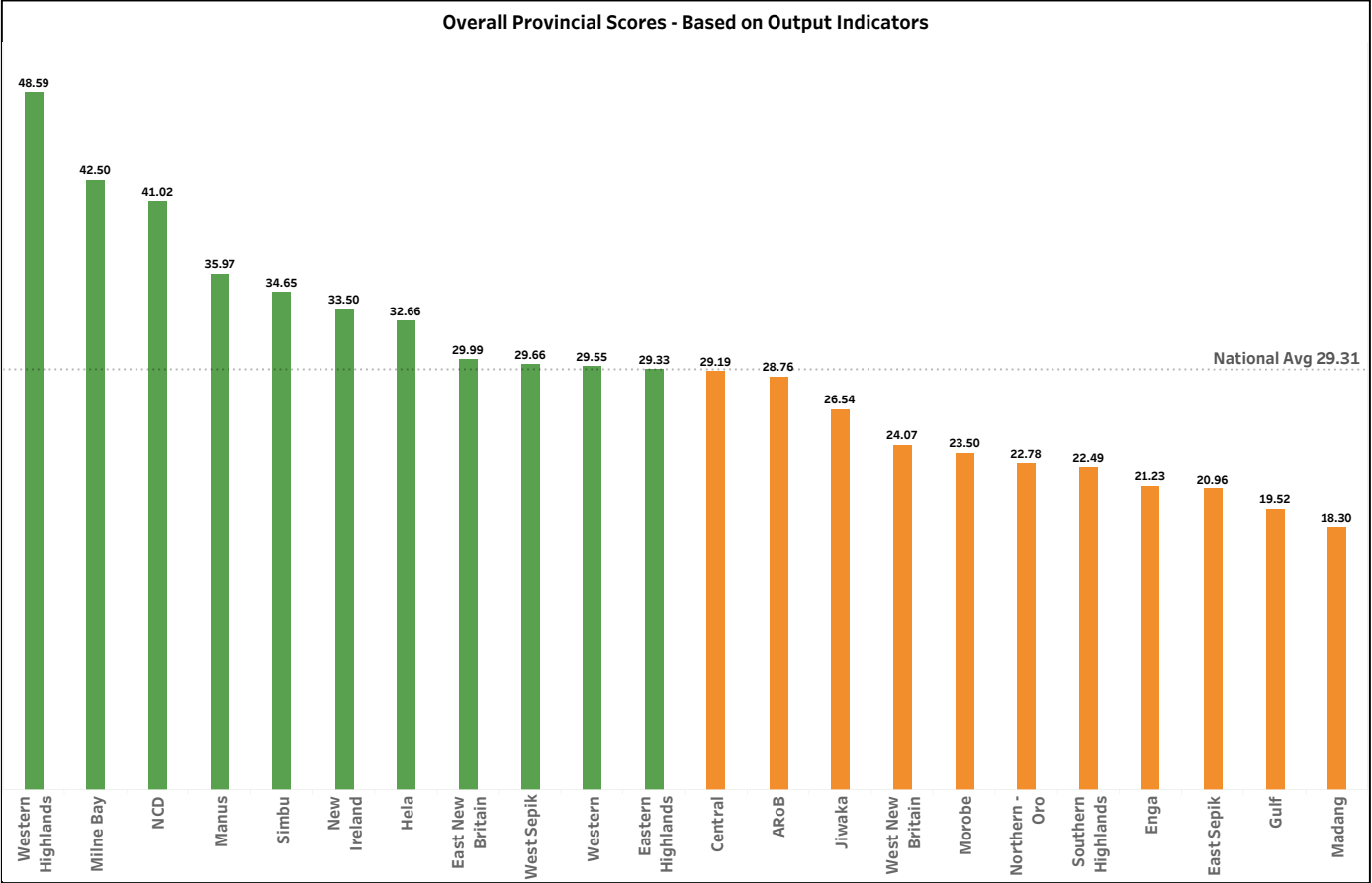
Management Category.	2023 - Budget	2023 - CFC	2023 - Expenditure	Expenditure per Capita	Discretionary Expenditure per Capita
GoPNG	52,665,411	52,665,410	52,487,604	119.53	26.48
Catholic Church Health Services	11,610,802	-	6,306,124		
Christian Health Services	9,537,532	-	3,235,170		
Total	73,813,745	52,665,410	62,028,898		

Overview Pane - GoPNG Budget Only					
Num	Activity Code	Description.	2023 - Budget.	2023 - CFC.	2023 - Expenditure.
1	21	T - Personnel Emoluments	31,576,690	31,576,689	31,398,883
2	211000	Salaries Allowances	29,927,526	29,927,525	29,945,404
3	212000	Wages	-	-	-
4	213000	Overtime	-	-	-
5	214000	Leave Fares	1,394,500	1,394,500	1,394,500
6	215000	Retirement Benefits, Pensions, Gratuities	254,664	254,664	58,979
7	217000	Contract Officers Education Benefits	-	-	-
8	22	T - Goods and Services	6,829,385	6,829,385	6,829,385
9	221000	Domestic Travel - Subsistence	868,850	868,850	868,850
10	222000	Travel - Subsistence	-	-	-
11	223000	Office Materials - Supplies	258,430	258,430	258,430
12	224000	Operational Materials - Supplies	1,539,000	1,539,000	1,539,000
13	225000	Transport - Fuel	346,500	346,500	346,500
14	226000	Administrative Consultancy Fees	1,090,115	1,090,115	1,090,115
15	227000	Other Operational Expenses	2,603,810	2,603,810	2,603,810
16	228000	Training	122,680	122,680	122,680
17	229000	Other Category for Donor Funded Projects	-	-	-
18	23	T - Utilities, Rentals and Property Costs	889,194	889,194	889,194
19	231000	Utilities	-	-	-
20	232000	Rentals - Property	595,313	595,313	595,313
21	233000	Routine Maintenance	293,881	293,881	293,881
22	25	T - Grants Subsidies and Transfers	10,650,142	10,650,142	10,650,142
23	251000	Membership Fees, Subscriptions & Contribution	-	-	-
24	252000	Grants - Transfers - Public Authorities	10,650,142	10,650,142	10,650,142
25	26	T - Acquisition of Existing Assets	0	0	0
26	261000	Acquisition of Lands, Buildings & Structures	-	-	-
27	27	T - Capital Formation	2,720,000	2,720,000	2,720,000
28	271000	Office Equipment, Furniture - Fittings	50,000	50,000	50,000
29	272000	Information & Communication Technology	-	-	-
30	273000	Motor Vehicles	80,000	80,000	80,000
31	274000	Feasibility Studies & Project Preparation	-	-	-
32	275000	Plant, Equipment - Machinery	50,000	50,000	50,000
33	276000	Construction, Renovation - Improvements	2,540,000	2,540,000	2,540,000
34	-	Grand Total	52,665,411	52,665,410	52,487,604

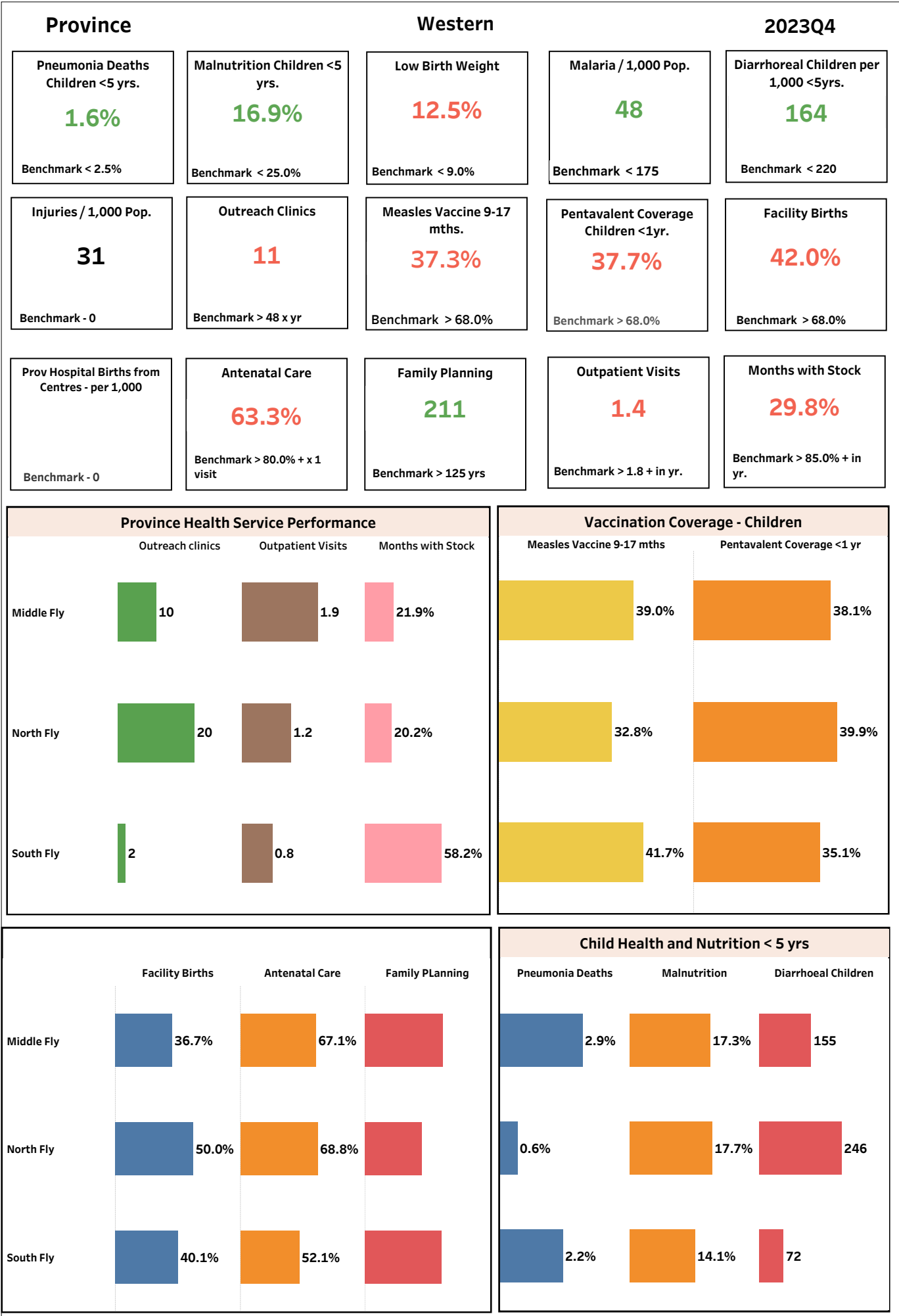


Western PHA

Province	Western				2023Q4
Population Growth	Population	Ranking Change - 2020 to 2023			
2.50%	329,018	18	19	13	10
					Western Score
					29.55



Outpatient Attendances				
Provincial Hospital	District Hospital	Urban Clinic	Health Centre	Health Sub Centre
18,918	25,454	57,637	149,247	158,743



Performance Indicators and Ranking are 'Impacted' by timeliness and completeness of eNHIS Reporting

Monthly Reports Submitted - Hospitals (HO-R - Regional) (HO-P - Provincial) (HO-D - District)

Districts.	Facility.	Management	Inpatients	Outpatients	Deaths	
North Fly	Kiunga HO-D	GoPNG	12	12	12	■
South Fly	Daru HO-P	GoPNG	12	12	12	■

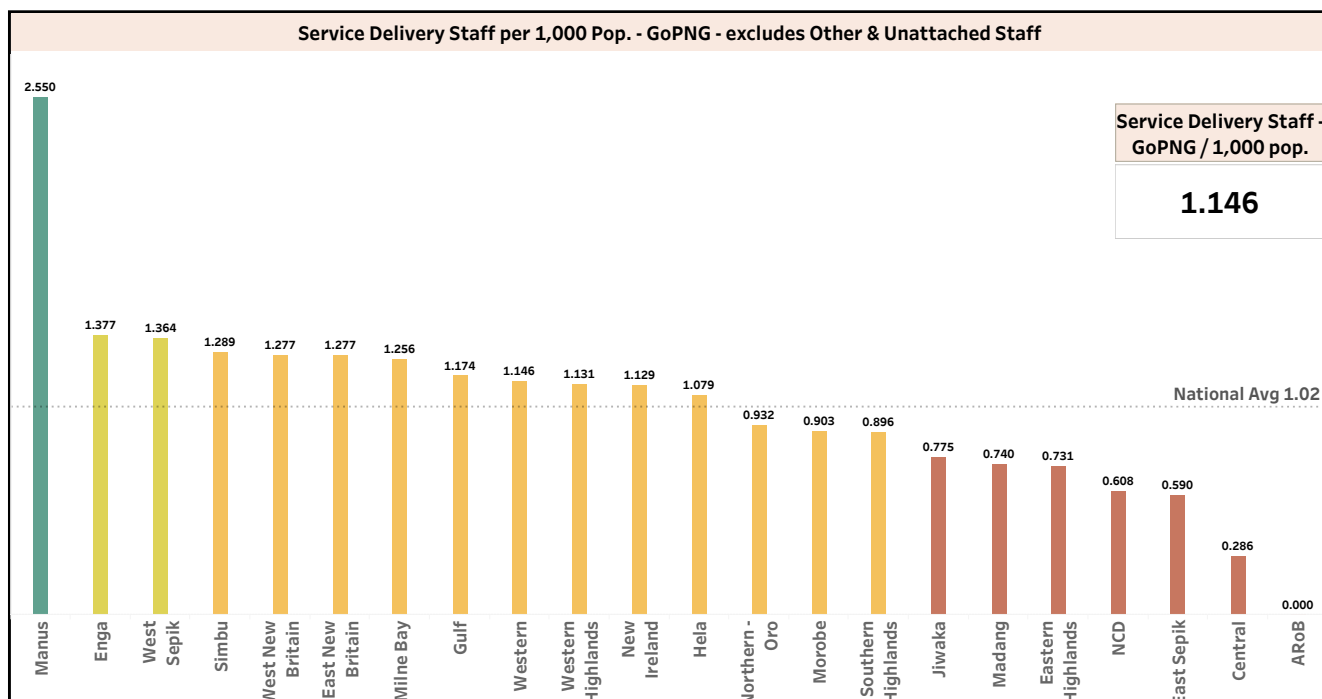
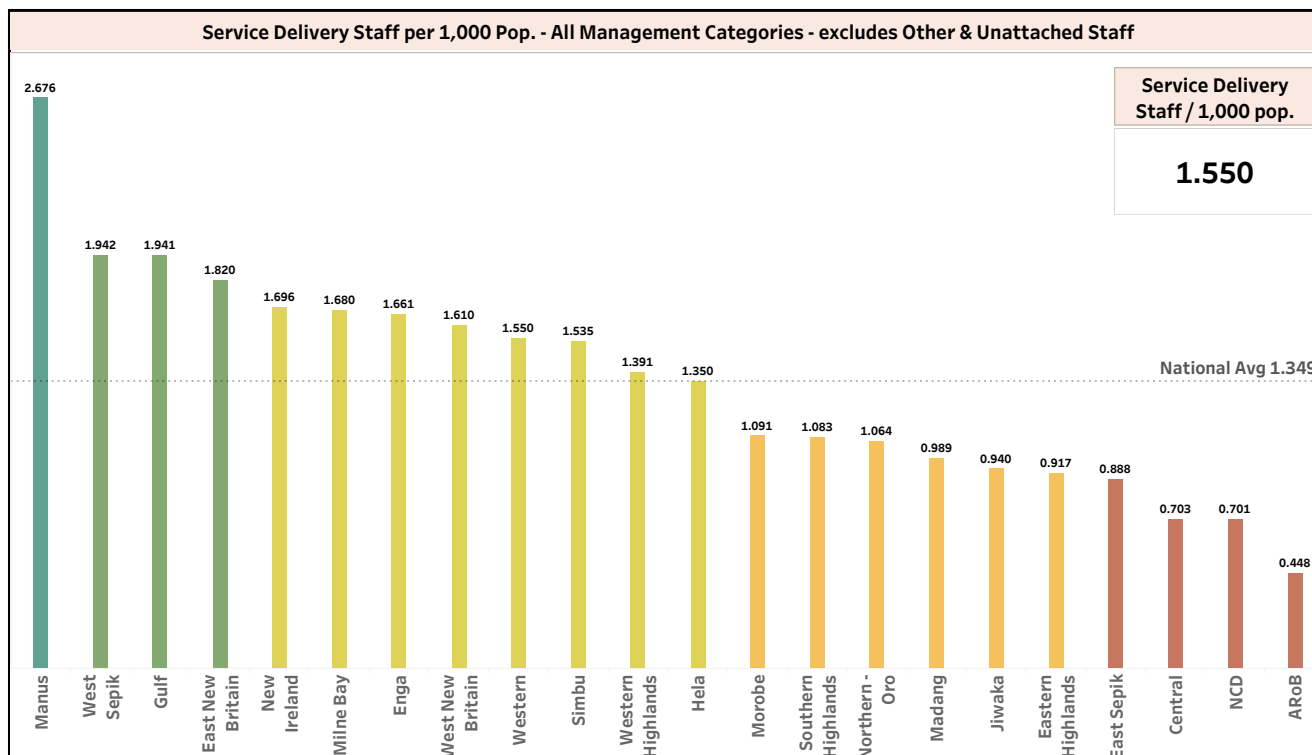
Monthly Reports Submitted - Health Centres (HC) and Urban Clinics (UC)

Districts.	Facility.	Management	Inpatients	Outpatients	Deaths	
Middle Fly	Balimo HC	CHS - Evangelical Church o..	12	12	12	■
	Balimo UC	GoPNG	12	12	12	■
	Boboa Lake Murray HC	GoPNG	12	12	12	■
	Emeti HC	GoPNG	12	12	12	■
	Kamusi UC	GoPNG	12	12	12	■
	Nomad HC	GoPNG	12	12	12	■
North Fly	Kiunga Catholic UC	Catholic Church Health Ser..	12	12	12	■
	Rumginae HC	CHS - Evangelical Church o..	12	12	12	■
	Ningerum HC	GoPNG	12	12	12	■
	Olsobip HC	GoPNG	12	12	12	■
	Tabubil HC	GoPNG	12	12	12	■
	Tabubil UC	GoPNG	0	0	0	■
South Fly	Daru UC	GoPNG	12	12	12	■
	Mabudawan HC	GoPNG	12	12	12	■
	Morehead HC	GoPNG	12	12	12	■
	Teapopo HC	GoPNG	2	2	2	■
	Wipim HC	GoPNG	12	12	12	■

Monthly Reports Submitted - Community Health Posts (CHP) and Health Sub Centres (SC)

Districts.	Facility.	Management	Inpatients	Outpatients	Deaths	
Middle Fly	Adiba SC	CHS - Evangelical Church of PNG	12	12	12	■
	Awaba SC	CHS - Evangelical Church of PNG	12	12	12	■
	Bosset SC	Catholic Church Health Services	12	12	12	■
	Debepari SC	CHS - Evangelical Church of PNG	12	12	12	■
	Mapoda SC	CHS - Evangelical Church of PNG	12	12	12	■
	Mougulu SC	CHS - Evangelical Church of PNG	12	12	12	■
	Obo SC	CHS - Evangelical Church of PNG	12	12	12	■
	Tapila SC	GoPNG	12	12	12	■
	Wasua SC	CHS - Evangelical Church of PNG	12	12	12	■
	Wawoi Falls SC	CHS - Evangelical Church of PNG	12	12	12	■
North Fly	Dome SC	CHS - Evangelical Church of PNG	12	12	12	■
	Golgobip SC	Catholic Church Health Services	12	12	12	■
	Haewenae SC	CHS - Evangelical Church of PNG	12	12	12	■
	Iowara SC	Catholic Church Health Services	12	12	12	■
	Kungim SC	Catholic Church Health Services	12	12	12	■
	Matkomnai SC	Catholic Church Health Services	12	12	12	■
	Membok SC	Catholic Church Health Services	12	12	12	■
	Tarakbits SC	Catholic Church Health Services	12	12	12	■
South Fly	Kibuli SC	GoPNG	11	11	11	■
	Kunini SC	GoPNG	12	12	12	■
	Samari SC	GoPNG	1	1	1	■
	Suki - Giwa SC	CHS - Evangelical Church of PNG	12	12	12	■
	Upiara SC	CHS - Evangelical Church of PNG	12	12	12	■

Staffing Profile											Total Health Staff / 1,000 pop.
Management Category	Allied Health	CHW's	HEO's	Medical	Nursing	Other	Unattac..	Total Staff	M	F	
1 GoPNG	31	225	17	13	91	145	17	539	307	232	
2 Catholic Health Services	0	44	0	0	18	7	5	74	33	41	
3 Christian Health Services	0	47	2	1	21	52	0	123	64	59	
4 Other Non Govt Entities											
Grand Total	31	316	19	14	130	204	22	736	404	332	2.237



PHA - Board Membership			
Board Position	Member	Appointment Related Section	Expiry Date
-	Board Exceeded Expiry Date	-	01/08/2022
<div>Date of Most Recent</div> <div>Accreditation Survey</div> <div>External Financial Audit</div> <div>2017, 2018, 2019</div>			

PHA - Senior Management Team				
S..	Senior Position	Officer	Contact Nums	Email
1	Chief Executive Officer	Wuatai, Niko Dr	71105897	nwuatai@gmail.com
2	Executive Manager - Daru Provincial Hospital	Tugo, G-Orpah	71956944	orpahtugo@gmail.com
3	Director - Public Health	Bauri, Mathias Dr	70056293	mathiasbauri@gmail.com
4	Director - Curative Health	Boga, Miriam Dr	74728044	boga.miriam22@gmail.com
5	Director - Corporate Services	Arthur, Amot	73346762	arthur.amot@gmail.com
6	Manager - Health Programs	Morris, Lucy	79026927	lucymorrisdaru@gmail.com
7	Director - Nursing	Bamoro, Lilly	74096337	lillybamoro@gmail.com
8	Deputy Director - Corporate Services	Tauleva, Galeva	79275071	dgh@gmail.com
9	Manager - GESI	Peary, Dore	71383438	dorepeary@gmail.com

Catholic Church Health Services - Senior Management Team			
CCHS Role	Officer	Contact Nums	Email
Bishop	Joseph Durero, SVD	70583015	jdurero38@gmail.com
Health Manager	Sr Philomene Sanduku	73002661	mdiocesanhealth@gmail.com
Accountant	Alphonse Yangtem	79413426	health.dkd@gmail.com
M & E Officer	Orora Sangu	70634869	health.dkd@gmail.com

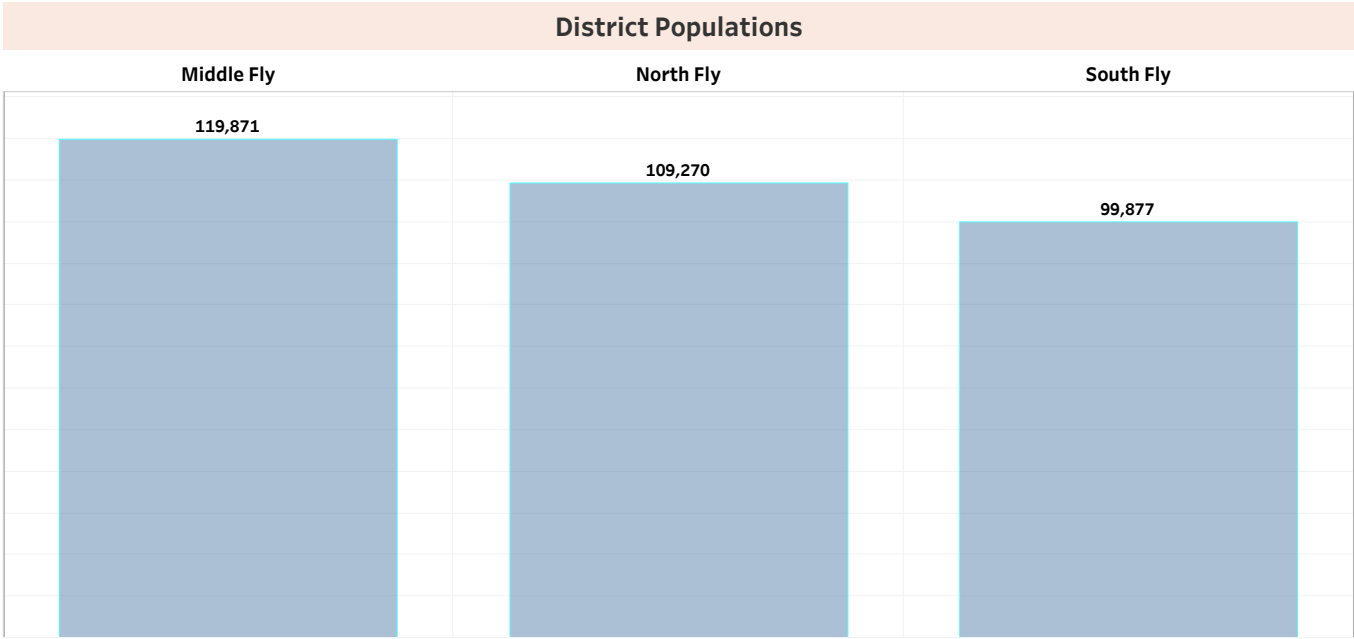
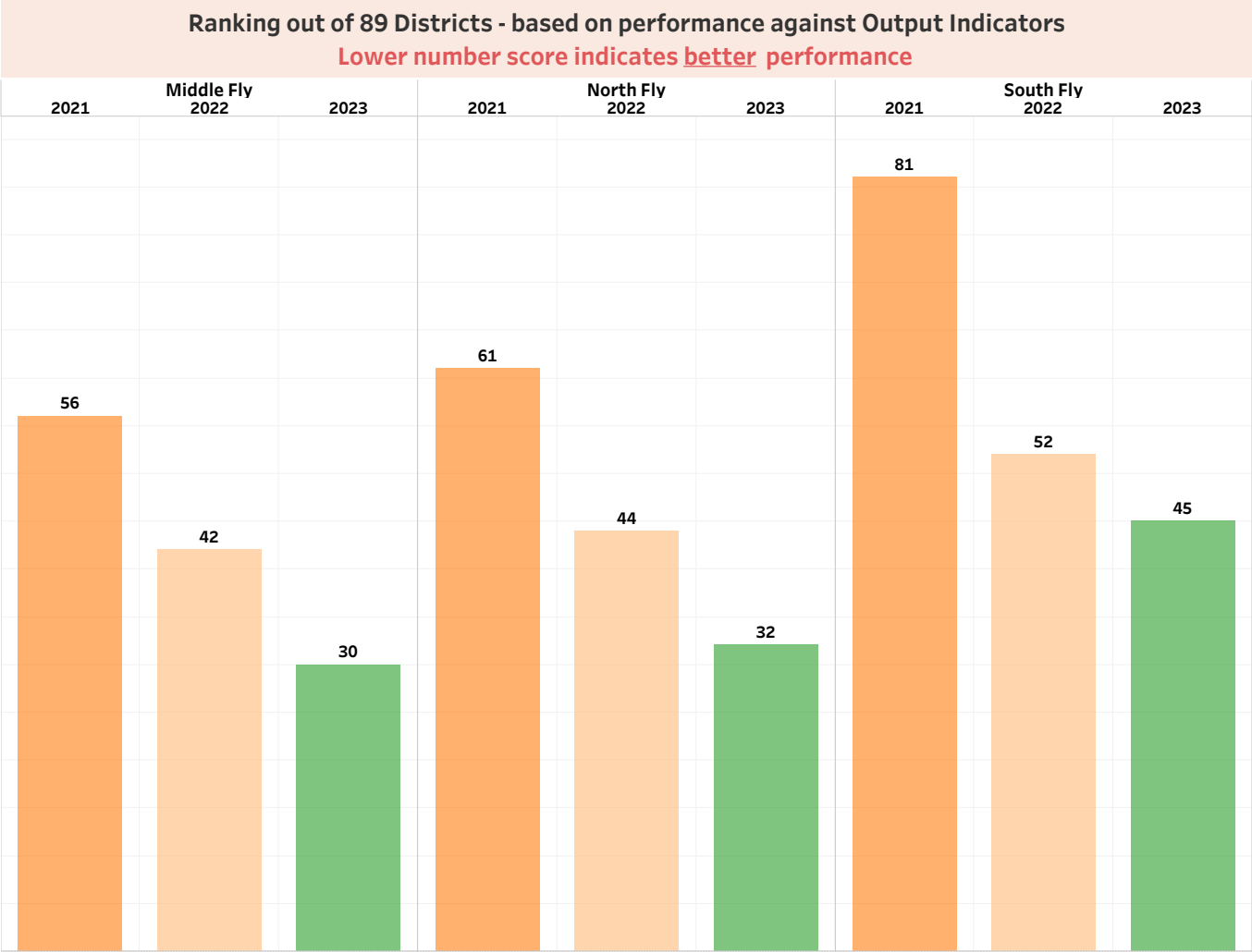
Health Facility Profile - Government and Non Government				
Type	L2 - CHP / HSC.	L3 - HC / UC.	L4 - Dist Hosp	L5 - Prov Hosp
Major Hospital				1
District Hospital			1	
Urban Clinic		5		
Health Centre		12		
Community Health ..	13			
Health Sub Centre	10			
Grand Total	23	17	1	1

Capital Investment & Asset Management Initiatives									
.	Facility/District	Project	Plan	Design	Contract	Progress	Funding	Budget - Total	Spend in 2023
1	23931 Western	Prov Hospital Redevelop - Daru HO-P	Yes	Yes	-	-	GoPNG - PIP & DFAT Grant	4,000,000	4,000,000
2	South Fly	PHA Head Office	Yes	Yes	-	-	GoPNG - PIP	0	-
3	Daru HO-P	Staff Housing - Greenfield Site	Yes	Yes	-	-	DFAT Grant	0	-
4	South Fly	Daru Workshop Construction	Yes	Yes	-	-	-	0	-
5	South Fly	Daru Warehouse Refurb.	Yes	Yes	-	-	-	0	-
6	Bosset - CHP	New Facility	Yes	Yes	Yes	85%	PNG IF	0	7,121,162

Recurrent Budget Report - Kina - (Data Source - Treasury) - **data not available for Drugs and Medical Supplies & Utilities**

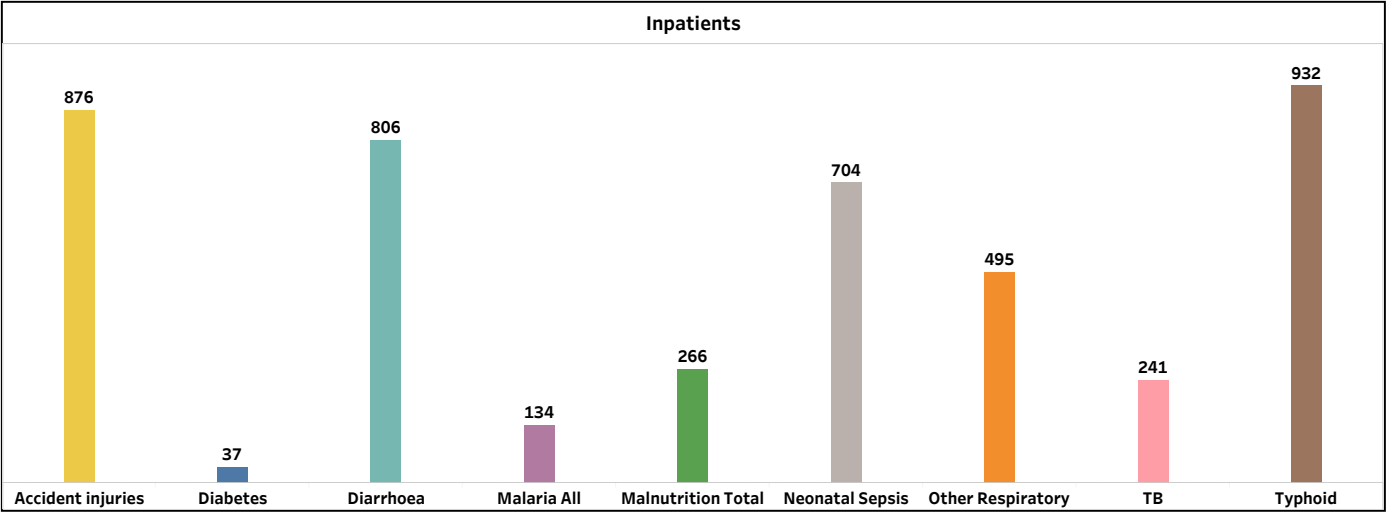
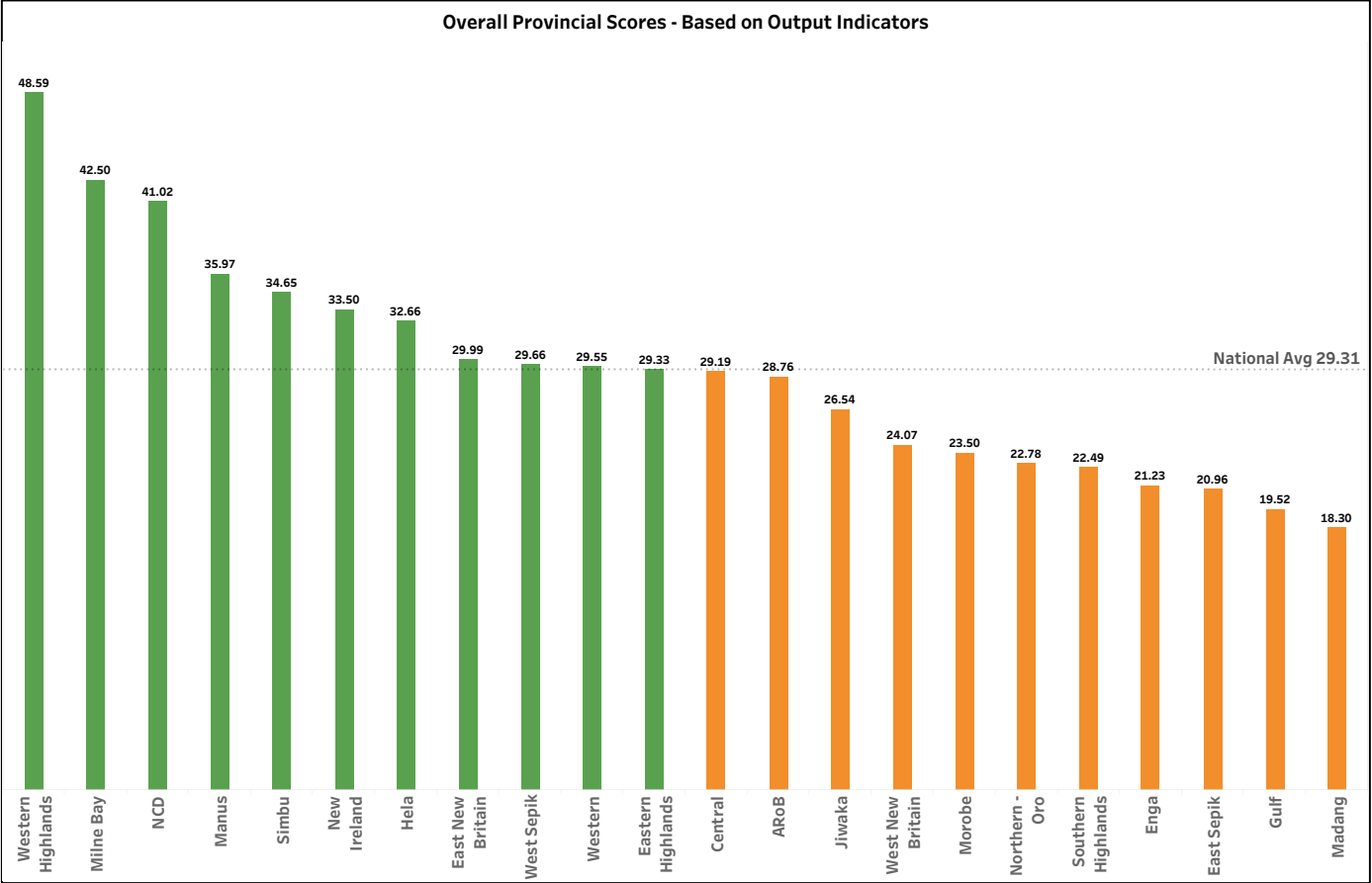
Management Category.	2023 - Budget	2023 - CFC	2023 - Expenditure	Expenditure per Capita	Discretionary Expenditure per Capita
GoPNG	34,656,443	34,656,442	39,210,375	105.33	32.18
Catholic Church Health Services	3,724,901	-	2,386,961		
Christian Health Services	19,926,368	-	9,700,433		
Total	58,307,712	34,656,442	51,297,769		

Overview Pane - GoPNG Budget Only					
Num	Activity Code	Description.	2023 - Budget.	2023 - CFC.	2023 - Expenditure.
1	21	T - Personnel Emoluments	18,940,000	18,940,000	23,493,933
2	211000	Salaries Allowances	18,689,633	18,689,633	23,449,530
3	212000	Wages	-	-	-
4	213000	Overtime	-	-	11,389
5	214000	Leave Fares	-	-	-
6	215000	Retirement Benefits, Pensions, Gratuities	250,367	250,367	33,014
7	217000	Contract Officers Education Benefits	-	-	-
8	22	T - Goods and Services	6,526,132	6,526,131	6,526,131
9	221000	Domestic Travel - Subsistence	58,051	58,051	58,051
10	222000	Travel - Subsistence	301,925	301,924	301,924
11	223000	Office Materials - Supplies	209,111	209,111	209,111
12	224000	Operational Materials - Supplies	3,479,139	3,479,139	3,479,139
13	225000	Transport - Fuel	302,210	302,210	302,210
14	226000	Administrative Consultancy Fees	67,313	67,313	67,313
15	227000	Other Operational Expenses	2,079,357	2,079,357	2,079,357
16	228000	Training	29,026	29,026	29,026
17	229000	Other Category for Donor Funded Projects	-	-	-
18	23	T - Utilities, Rentals and Property Costs	606,429	606,429	606,429
19	231000	Utilities	-	-	-
20	232000	Rentals - Property	544,153	544,153	544,153
21	233000	Routine Maintenance	62,276	62,276	62,276
22	25	T - Grants Subsidies and Transfers	4,837,441	4,837,441	4,837,441
23	251000	Membership Fees, Subscriptions & Contribution	-	-	-
24	252000	Grants - Transfers - Public Authorities	4,837,441	4,837,441	4,837,441
25	26	T - Acquisition of Existing Assets	0	0	0
26	261000	Acquisition of Lands, Buildings & Structures	-	-	-
27	27	T - Capital Formation	3,746,441	3,746,441	3,746,441
28	271000	Office Equipment, Furniture - Fittings	17,415	17,415	17,415
29	272000	Information & Communication Technology	-	-	-
30	273000	Motor Vehicles	-	-	-
31	274000	Feasibility Studies & Project Preparation	-	-	-
32	275000	Plant, Equipment - Machinery	29,026	29,026	29,026
33	276000	Construction, Renovation - Improvements	3,700,000	3,700,000	3,700,000
34	-	Grand Total	34,656,443	34,656,442	39,210,375

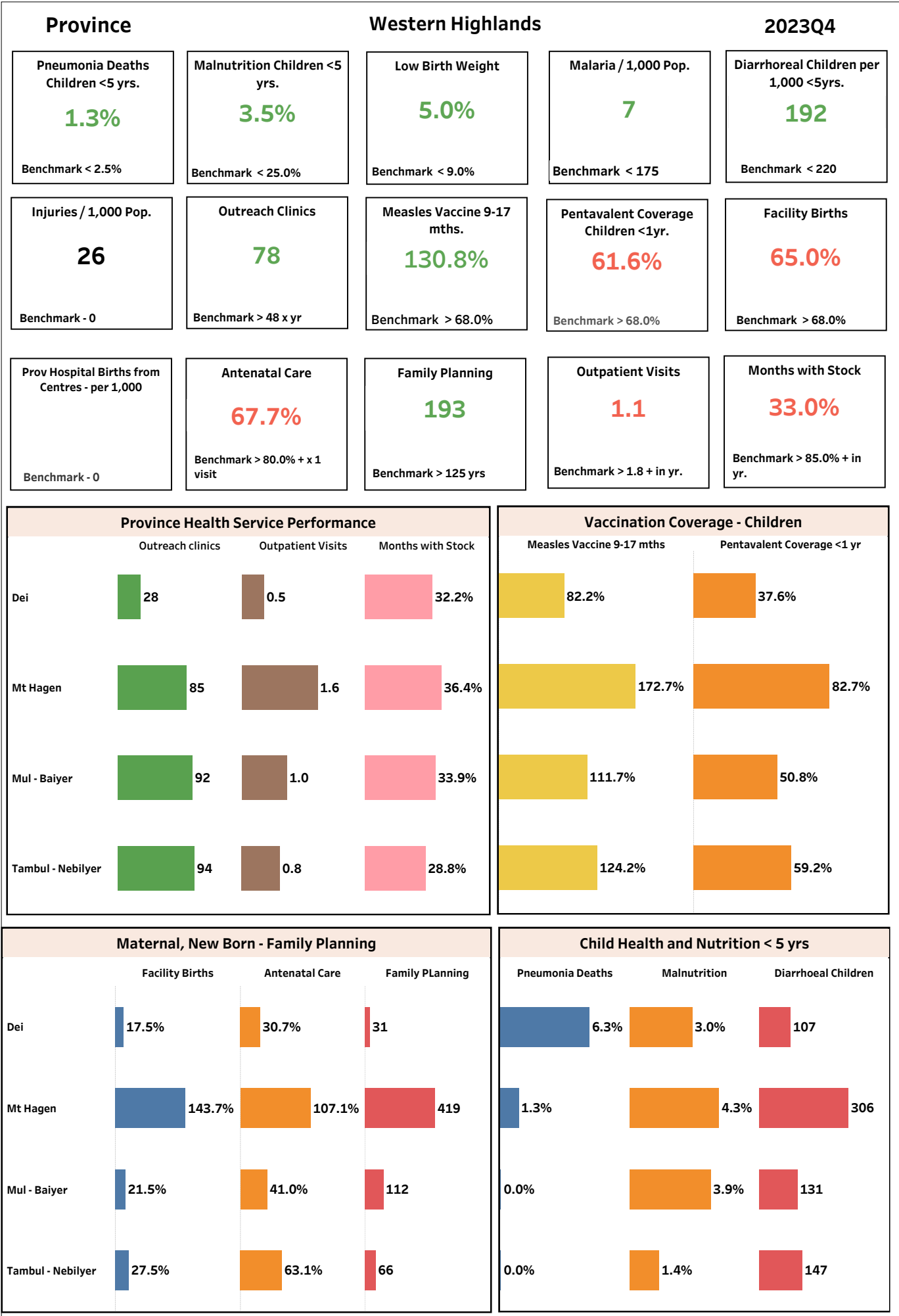


Western Highlands PHA

Province	Western Highlands				2023Q4
Population Growth	Population	Ranking Change - 2020 to 2023			Western Highlands Score
3.20%	478,208	6	5	8	48.59




Outpatient Attendances				
Provincial Hospital	Urban Clinic	Health Centre	Community Health Post	Health Sub Centre
158,869	59,672	61,557	89,994	131,975



Performance Indicators and Ranking are 'Impacted' by timeliness and completeness of eNHIS Reporting






























Monthly Reports Submitted - Hospitals (HO-R - Regional) (HO-P - Provincial) (HO-D - District)

Districts.	Facility.	Management	Inpatients	Outpatients	Deaths	
Mt Hagen	Mt Hagen HO-P	GoPNG	12	12	12	

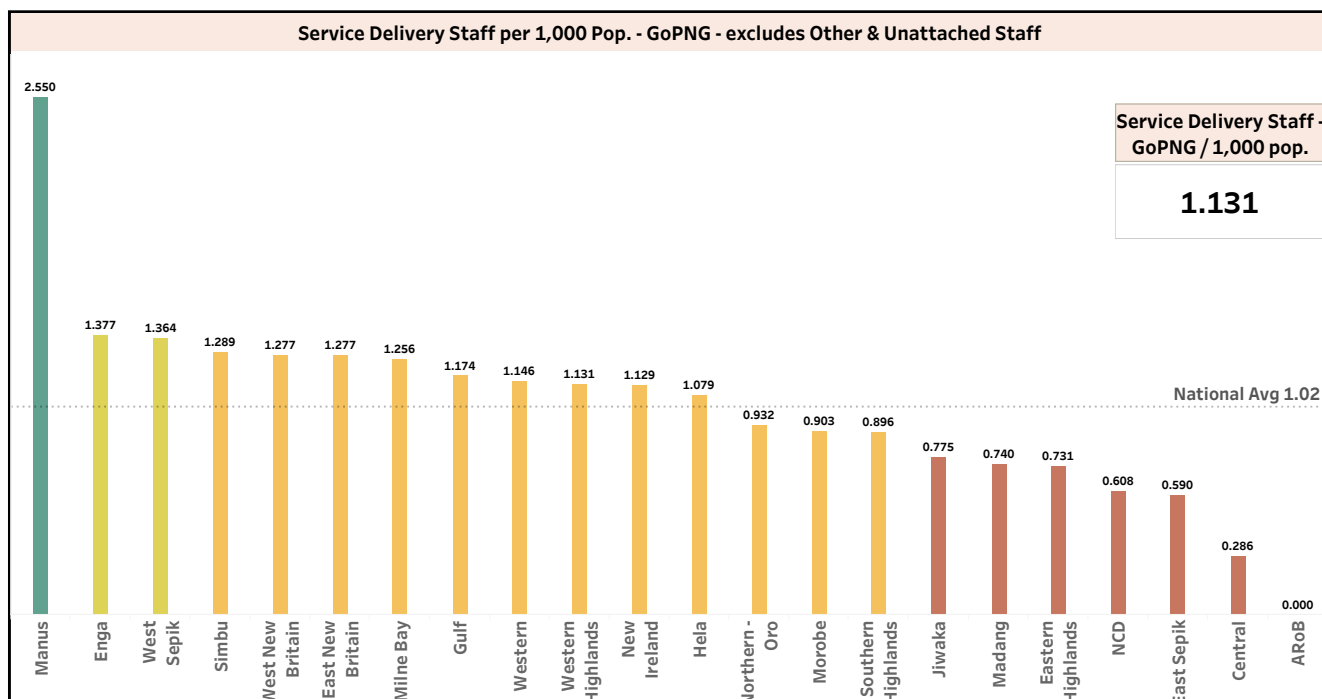
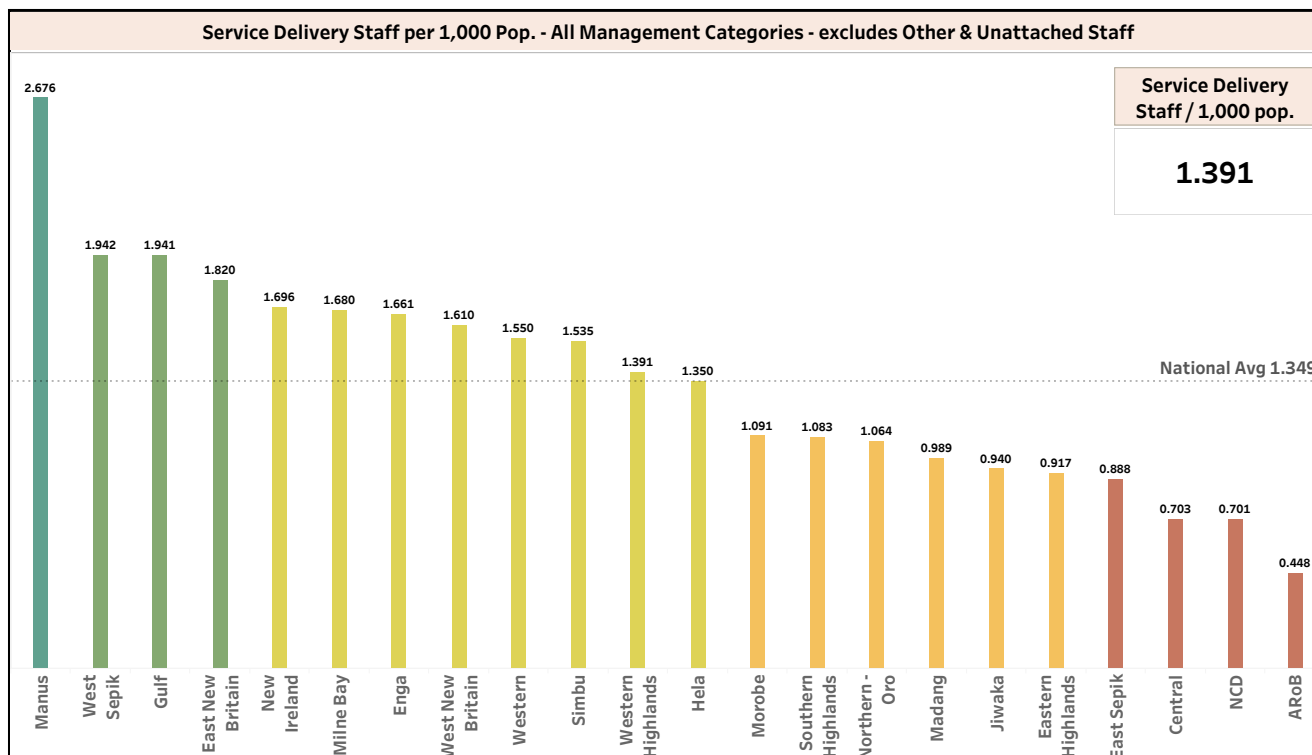
Monthly Reports Submitted - Health Centres (HC) and Urban Clinics (UC)

Districts.	Facility.	Management	Inpatients	Outpatients	Deaths	
Mt Hagen	Rebiamul UC	Catholic Church Health Services	12	12	12	
	Baisu UC	GoPNG	12	12	12	
	Kagamuga UC	GoPNG	11	11	11	
	Mt Hagen UC	GoPNG	12	12	12	
	Newtown UC	GoPNG	12	12	12	
	Tengtenga HC	GoPNG	12	12	12	
	Susu Mama UC	NGO - Susu Mamas	12	12	12	
Mul - Baiyer	Tinsley HC	CHS - Baptist	12	12	12	
	Bukapena HC	GoPNG	12	12	12	
Tambul - Nebilyer	Togoba HC	CHS - Seventh-Day Adventist	12	12	12	
	Tambul HC	GoPNG	12	12	12	

Monthly Reports Submitted - Community Health Posts (CHP) and Health Sub Centres (SC)

Districts.	Facility.	Management	Inpatients	Outpatients	Deaths	
Dei	Kotna SC	CHS - Lutheran	12	12	12	
	Mitiku SC	CHS - Seventh-Day Adventist	12	12	12	
	Mukapeng CHP	CHS - Lutheran	12	12	12	
	Mun SC	Catholic Church Health Services	4	4	4	
	Nunga SC	GoPNG	11	11	11	
	Pagli CHP	GoPNG	12	12	12	
	Rulna SC	Catholic Church Health Services	12	12	12	
	Tiki SC	CHS - Lutheran	12	12	12	
Mt Hagen	Balg SC	CHS - Holy Spirit Ministry	12	12	12	
	Oglebeng SC	GoPNG	12	12	12	
	Tipulga Pung Memorial C..	GoPNG	12	12	12	
	Wagbel CHP	GoPNG	12	12	12	
Mul - Baiyer	Atenga CHP	GoPNG	12	12	12	
	Kanimareta CHP	GoPNG	12	12	12	
	Kumdi SC	Catholic Church Health Services	12	12	12	
	Kuruk SC	Catholic Church Health Services	12	12	12	
	Kwinga CHP	GoPNG	6	6	6	
	Laprambo CHP	CHS - Baptist	12	12	12	
	Nengil CHP	GoPNG	12	12	12	
	Paglum SC	CHS - Seventh-Day Adventist	12	12	12	
	Poi CHP	GoPNG	12	12	12	
	Sanap CHP	GoPNG	12	12	12	
	Simbimali SC	CHS - Christian Revival Fellowship	12	12	12	
	Trolga SC	GoPNG	12	12	12	
	Wakanom CHP	GoPNG	12	12	12	
Tambul - Nebilyer	Alkena SC	GoPNG	12	12	12	
	Gia SC	CHS - Lutheran	12	12	12	
	Kiripia SC	Catholic Church Health Services	12	12	12	
	Koibuga SC	Catholic Church Health Services	12	12	12	
	Kombo CHP	GoPNG	12	12	12	
	Pabarabuk SC	CHS - PNG Bible Church	12	12	12	
	Paiacona SC	GoPNG	12	12	12	
	Tomba SC	CHS - Seventh-Day Adventist	12	12	12	
	Tsinspai CHP	GoPNG	12	12	12	

Staffing Profile											Total Health Staff / 1,000 pop.
Management Category	Allied Health	CHW's	HEO's	Medical	Nursing	Other	Unattac..	Total Staff	M	F	
1 GoPNG	54	235	24	28	200	268	2	811	377	434	
2 Catholic Health Services	1	29	0	0	14	8	3	55	25	30	
3 Christian Health Services	0	48	2	0	30	65	0	145	78	67	
4 Other Non Govt Entities											
Grand Total	55	312	26	28	244	341	5	1,011	480	531	2.114



PHA - Board Membership			
Board Position	Member	Appointment Related Section	Expiry Date
Chair	Sam Koim	Sec. 17 (2) (c) - Business Rep	09/06/2026
Members	Martina Suve Hohora	Sec. 17 (2) (a) - NDoH Rep	09/06/2026
	Jim Pena	Sec. 17 (2) (b) - District Health Rep	09/06/2026
	Gerd Linhardt	Sec. 17 (2) (c) - Business Rep	09/06/2026
	Wesley Korua	Sec. 17 (2) (c) - Business Rep	09/06/2026
	Dr. Pendene Taiya	Sec. 17 (2) (d) - Religious Denomination	09/06/2026
	Agnes Mek	Sec. 17 (2) (e) - Women in Community	09/06/2026
	Dot Kawalga	Sec. 17 (2) (f) - Community Rep	09/06/2026
	Leo Kuringi	Sec. 17 (2) (f) - Community Rep	09/06/2026
	Joseph Mangbil	Sec. 17 (5) Ex - Officio	09/06/2026

Date of Most Recent

Accreditation Survey

June 2023

External Financial Audit

2021

PHA - Senior Management Team				
S..	Senior Position	Officer	Contact Nums	Email
1	Chief Executive Officer	Holden, Jane Elizabeth	72469117	jane.holden@whhs.gov.pg
2	Director - Curative Health Services	Ripa, Paulus Dr	70685962	paul.ripa@whhs.gov.pg
3	Director - Public Health	Kupamu, Dannax	70406690	dannex.kupamu@whhs.gov.pg
4	Director - Corporate Services	Bengi, Julie	70315195	Julie.bengi@whhs.gov.pg
5	Deputy Director - Curative Health - Districts	Dat, Madison Dr	72528538	maddison.dat@whhs.gov.pg
6	Deputy Director - Medical Services	Kurubi, Jonah	71104267	Jonah.kurubi@whhs.gov.pg
7	Deputy Director - Finance - Admin	Damieng, Jokeybeth	70215388	Jokeybeth.damieng@whhs.gov.pg
8	Deputy Director - Promotion & Prevention	Pyanyo, Freda	72997679	fredah.pyanyo@whhs.gov.pg
9	Manager - HR	Urae, Lillian Posanau	73999171	Lillian.Urae@whhs.gov.pg
10	Director - Nursing	Yamu, Janet	74837698	janet.yamu@whhs.gov.pg
11	Deputy Director - Nursing	Namba, Edith	73791422	edith.namba@whhs.gov.pg
12	Manager - Finance	Richard Wak	7335 8793	richard.wak@whhs.gov.pg

Catholic Church Health Services - Senior Management Team			
CCHS Role	Officer	Contact Nums	Email
Archbishop	Douglas Young, SVD	7531 4157	dwyoung.hagen@gmail.com
Health Manager	Fr. Peter Ripa - SOLT	73679098	kcpadrepitasolt@gmail.com
Accountant	Charlie Kulda	72258890	Charlie Kulda <charliekulda1@gmail.com>
M & E Officer	Sharon Geru	71615622	shageru0@gmail.com

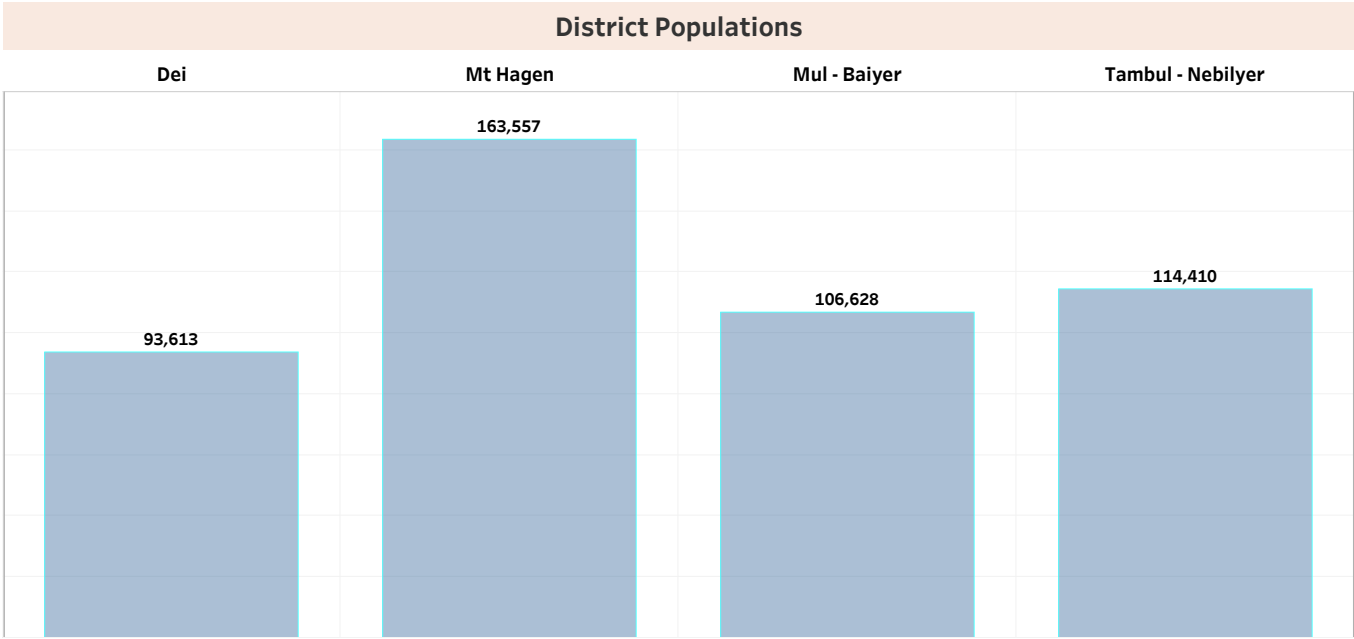
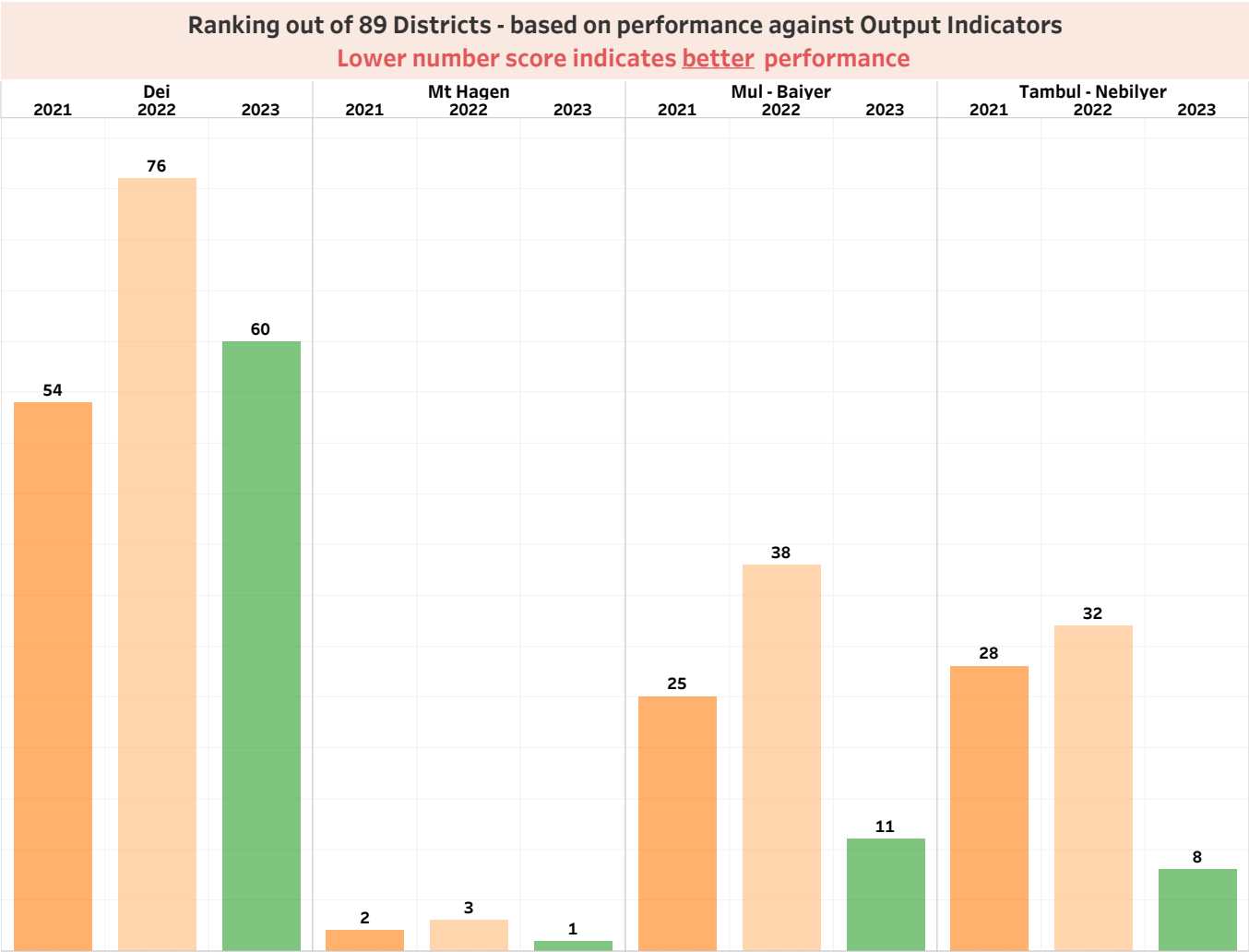
Health Facility Profile - Government and Non Government				
Type	L2 - CHP / HSC.	L3 - HC / UC.	L4 - Dist Hosp	L5 - Prov Hosp
Major Hospital				1
Urban Clinic		6		
Health Centre		5		
Community Health ..	34			
Grand Total	34	11		1

Capital Investment & Asset Management Initiatives									
.	Facility/District	Project	Plan	Design	Contract	Progress	Funding	Budget - Total	Spend in 2023
1	23938 Western H'lands	Prov Hospital Redevelop - Mt Hagen HO-P	-	-	-	-	GoPNG - PIP	4,000,000	4,000,000
2	Kinjibi CHP	Development - Land acquired via ADB	Yes	Yes	-	-	DFAT Grant	4,500,000	-
3	Province wide	Clean Water & Sanitation Project	Yes	Yes	-	-	GoPNG - PIP	200,000	161,130
4	HPV Project/ECCWP	Expansion of screening for cervical cancer	Yes	Yes	-	-	GoPNG - PIP	370,000	-
5	TB Clinic Expansion	Upgrade	Yes	Yes	-	-	GoPNG - PIP	370,000	-
6	Medical Equip Replace	Equip Replace Prog	Yes	Yes	-	-	GoPNG - PIP	1,000,000	1,097,950
7	System wide	IT Server Hardware	Yes	Yes	-	-	GoPNG - PIP	450,000	427,680
8	Project administration & logistic support	Operational costs - PSC meetings, Quarterly reviews	Yes	Yes	-	-	GoPNG - PIP	1,000,000	344,079
9	Mt Hagen - Labour Ward extension & refurb	Additional SCN ward space	Yes	Yes	-	-	GoPNG - PIP	0	61,668
10	David Guinn Bld - Refurb	Construct - new Operating Theatres	Yes	Yes	-	-	GoPNG - PIP	0	34,420
11	Mt Hagen Hospital	Security Lighting	Yes	Yes	-	-	GoPNG - PIP	0	353,456
12	Tambul HC	Upgrade - patient ablutions area	Yes	Yes	-	-	GoPNG - PIP	0	101,083
13	Mt Hagen Hospital	Reserve Genset	Yes	Yes	-	-	GoPNG - PIP	500,000	488,950
14	Mt Hagen Hospital	Fencing - fuel tank	Yes	Yes	-	-	GoPNG - PIP	0	47,178

Recurrent Budget Report - Kina - (Data Source - Treasury) - **data not available for Drugs and Medical Supplies & Utilities**

Management Category.	2023 - Budget	2023 - CFC	2023 - Expenditure	Expenditure per Capita	Discretionary Expenditure per Capita
GoPNG	53,696,710	53,696,710	62,471,936	91.71	16.21
Catholic Church Health Services	3,470,712	-	2,083,471		
Christian Health Services	12,400,232	-	6,337,937		
Total	69,567,654	53,696,710	70,893,344		

Overview Pane - GoPNG Budget Only					
Num	Activity Code	Description.	2023 - Budget.	2023 - CFC.	2023 - Expenditure.
1	21	T - Personnel Emoluments	40,570,218	40,570,218	49,345,444
2	211000	Salaries Allowances	38,156,218	38,156,218	45,496,517
3	212000	Wages	1,333,000	1,333,000	1,333,000
4	213000	Overtime	-	-	769,846
5	214000	Leave Fares	143,000	143,000	143,000
6	215000	Retirement Benefits, Pensions, Gratuities	788,000	788,000	1,453,081
7	217000	Contract Officers Education Benefits	150,000	150,000	150,000
8	22	T - Goods and Services	4,789,588	4,789,588	4,789,588
9	221000	Domestic Travel - Subsistence	155,027	155,027	155,027
10	222000	Travel - Subsistence	-	-	-
11	223000	Office Materials - Supplies	180,627	180,627	180,627
12	224000	Operational Materials - Supplies	1,923,873	1,923,873	1,923,873
13	225000	Transport - Fuel	376,605	376,605	376,605
14	226000	Administrative Consultancy Fees	59,927	59,927	59,927
15	227000	Other Operational Expenses	2,053,007	2,053,007	2,053,007
16	228000	Training	40,522	40,522	40,522
17	229000	Other Category for Donor Funded Projects	-	-	-
18	23	T - Utilities, Rentals and Property Costs	1,646,943	1,646,943	1,646,943
19	231000	Utilities	-	-	-
20	232000	Rentals - Property	1,568,326	1,568,326	1,568,326
21	233000	Routine Maintenance	78,617	78,617	78,617
22	25	T - Grants Subsidies and Transfers	2,807,367	2,807,367	2,807,367
23	251000	Membership Fees, Subscriptions & Contribution	14,777	14,777	14,777
24	252000	Grants - Transfers - Public Authorities	2,792,590	2,792,590	2,792,590
25	26	T - Acquisition of Existing Assets	0	0	0
26	261000	Acquisition of Lands, Buildings & Structures	-	-	-
27	27	T - Capital Formation	3,882,594	3,882,594	3,882,594
28	271000	Office Equipment, Furniture - Fittings	82,194	82,194	82,194
29	272000	Information & Communication Technology	-	-	-
30	273000	Motor Vehicles	-	-	-
31	274000	Feasibility Studies & Project Preparation	-	-	-
32	275000	Plant, Equipment - Machinery	200,400	200,400	200,400
33	276000	Construction, Renovation - Improvements	3,600,000	3,600,000	3,600,000
34	-	Grand Total	53,696,710	53,696,710	62,471,936



Spar Indicators	Explanation
Antenatal Care	% of pregnant women attending at least one antenatal visit to health facility / outreach clinic during pregnancy.
Diarrhoeal Children per 1,000 < 5yrs.	Incidence of diarrhoeal disease in children under 5 yrs. per 1,000 children under 5 yrs.
Facility Births	% of births attended by skilled personnel at health facilities.
Family Planning	The amount of contraception necessary to protect one couple per year.
Injuries / 1,000 Pop.	Total presentations of injuries to health centres and hospital outpatients for every 1,000 population.
Low Birth Weight	% of live births in health facilities that weigh less than 2,500 grams.
Malaria / 1,000 pop.	Rate of confirmed cases of malaria per 1,000 head of population.
Malnutrition Children < 5 yrs.	% of children under 5 yrs. who attend a health facility that are moderately or severely malnourished.
Measles Vaccine 9 - 17 mths.	% of children under one year who have received the 9 - 17 month dose of measles vaccine.
Months with Stock	% of months that facilities have appropriate supplies of selected drugs and medical supplies.
Outpatient Visits	The average outpatient visits to a health facility per person per year.
Outreach Clinic	Ratio of rural outreach clinics to population under 5 yrs.
Pentavalent Coverage Children < 1yr.	% of children under one year who have received three doses of the DTP - Hep B - Hib pentavalent vaccine.
Pneumonia Deaths Children < 5 yrs.	% of children under 5 yrs. that are admitted to a health facility with pneumonia and die during that admission.
Referred Births	% of total Provincial hospital births referred from rural centres.

Staffing Profile	Explanation
CHW's	Community Health Workers
HEO's	Health Extension Officers
Unattached	Staff employed but not attached to approved positions

Asset Management Initiatives	Explanation
	<p>Involves a range of strategies and actions aimed at managing assets effectively by utilising funds from various sources.</p> <p>Key components are:</p> <ul style="list-style-type: none"> Regular evaluations of the condition, utilisation, and value of physical assets. Establishing and adhering to routine maintenance practices to extend the lifespan and functionality of assets. Regular maintenance helps prevent unexpected failures and costly emergency repairs. Allocating adequate budgets for maintenance. Leveraging technology to enhance asset tracking and decision making processes to improve the accuracy, efficiency, and effectiveness of asset management activities. <p>These initiatives are crucial for the Government of Papua New Guinea (GoPNG) to ensure that public assets are managed responsibly and sustainably. Effective asset management contributes to the overall economic and social development of the country by ensuring that public resources are utilised efficiently and that assets remain in optimal condition for as long as possible.</p>