



This Situation Report is jointly issued by PNG National Department of Health and World Health Organization once weekly. This Report is not comprehensive and covers information received as of reporting date.

### Situation Summary and Highlights

- ❑ As of 10 January 2021 (12:00 pm), there have been 815 COVID-19 cases and nine COVID-19 deaths reported in Papua New Guinea. From the period of 4 to 10 January, there have been 16 new cases: 9 from East New Britain, 3 from West New Britain, 3 from New Ireland, and 1 from National Capital District. The total number of provinces that have reported COVID-19 cases to date is sixteen.
- ❑ On 31<sup>st</sup> Dec 2020 the controller imposed 14-day restriction (lockdown) on West New Britain (WNB) following spike in COVID-19 cases and a curfew from 10pm to 5am daily;
- ❑ Flights into and out of WNB continued until 11 January 2021 to allow stranded passengers to return home;
- ❑ Antigen Rapid Diagnostic Test (AgRDT) validation has begun in WNB;
- ❑ The 13 pandemic measures are currently being reviewed and revised versions will be published in the coming week.

**Table 1. COVID-19 IN PAPUA NEW GUINEA<sup>1</sup>**

	New Cases (4 to 10 January 2021)	Cumulative Total
National Capital District	1	362
Western	0	212
West New Britain	3	143
East New Britain	9	30
New Ireland	3	16
Eastern Highlands	0	13
Central	0	10
Western Highlands	0	10
Morobe	0	6
East Sepik	0	3
Enga	0	3
Milne Bay	0	2
West Sepik	0	2
AROB	0	1
Hela	0	1
Southern Highlands	0	1
<b>TOTAL</b>	<b>16</b>	<b>815</b>

<sup>1</sup> As of 10/01/2021, 12:00 pm, PNG time

**Table 2. COVID-19 GLOBAL AND REGIONAL UPDATE<sup>2</sup>**

	Confirmed Cases	Deaths
Global	88 383 771	1 919 126
Western Pacific	1 184 664	21 119

<sup>2</sup> WHO COVID-19 Dashboard as of 10/01/2021, 3:42 pm CET

### Epi Update COVID-19

Tests	Cases	Deaths	ICU Admissions
<b>146</b>	<b>16</b>	<b>0</b>	<b>0</b>
NAT Tests past 7 days	New cases past 7 days	Deaths past 7 days	ICU Admissions past 7 days

<b>40068</b>	<b>815</b>	<b>9</b>	<b>9</b>
Cumulative NAT Tests	Cumulative Cases	Cumulative Deaths	Cumulative ICU Admissions

<b>0</b>	<b>16</b>	<b>unknown*</b>	<b>unknown*</b>
Imported Cases in past 28 days	Cases in past 7 days with no link	Active Clusters in the past 7 days	Active clusters with >3 generations

\*Case investigation ongoing

## Transmission Assessment

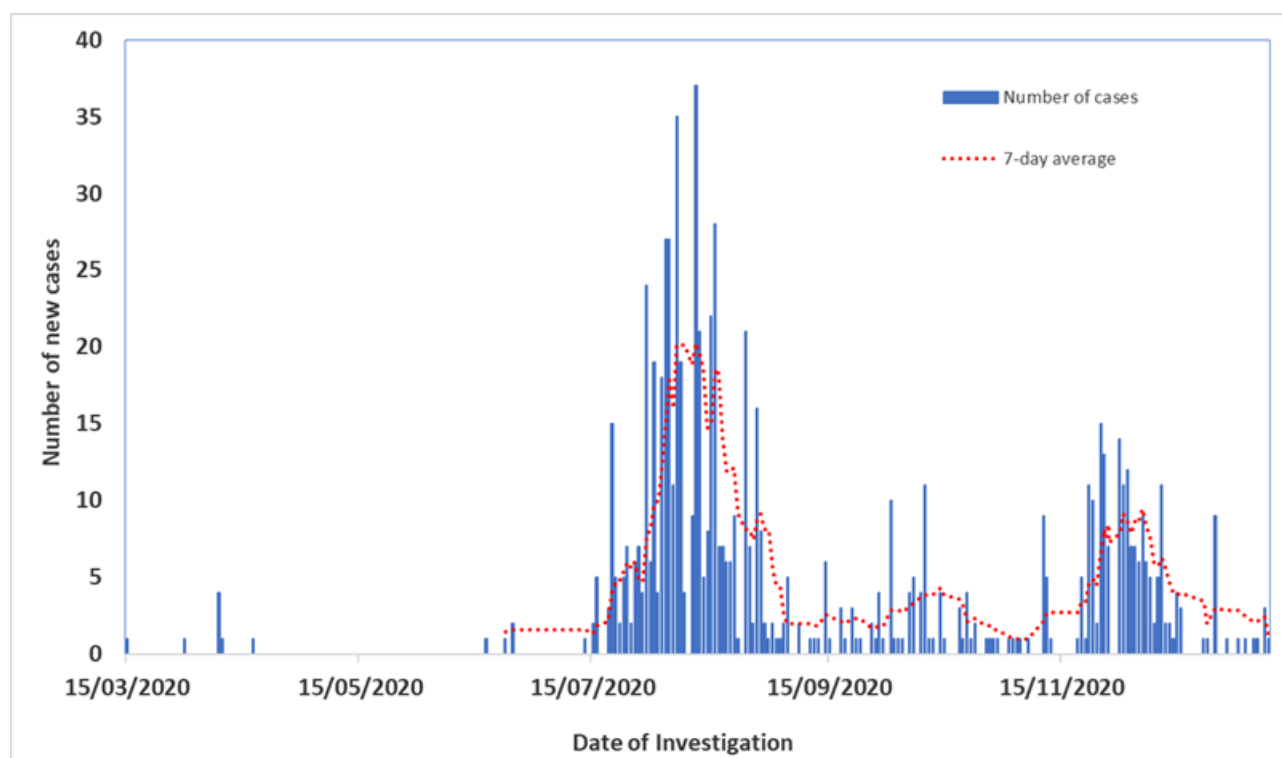
Given the low rates of testing nationally, it is difficult to assess the current level of transmission at a sub-national or provincial level with any degree of certainty. Provincial testing rates from March 2020 to January 2021 range from less than 4 tests per 100,000 population to over 3,700 tests per 100,000 population. The number of confirmed cases tends to be higher in provinces which report doing more testing. Provinces with higher testing rates tend to have tighter border controls (e.g. testing at airports or other points of entry) and often have increased presence of private companies such as mine sites which may require all incoming workers to be tested for COVID-19 through private testing facilities.

Currently West New Britain (WNB) and the National Capital District (NCD) are in Stage 3, large-scale community transmission, with almost all infections locally acquired and not linked to specific groups or locations. Despite reporting the highest number of cases of any province last week, East New Britain remains in Stage 2, localised community transmission, with most cases imported from neighbouring WNB. New Ireland Province also remains in Stage 2, localised community transmission. Sixteen out of 22 provinces, including the Autonomous Region of Bougainville, have at least one case since March 2020 but currently testing is inadequate to make a more detail sub-national assessment within these remaining areas.

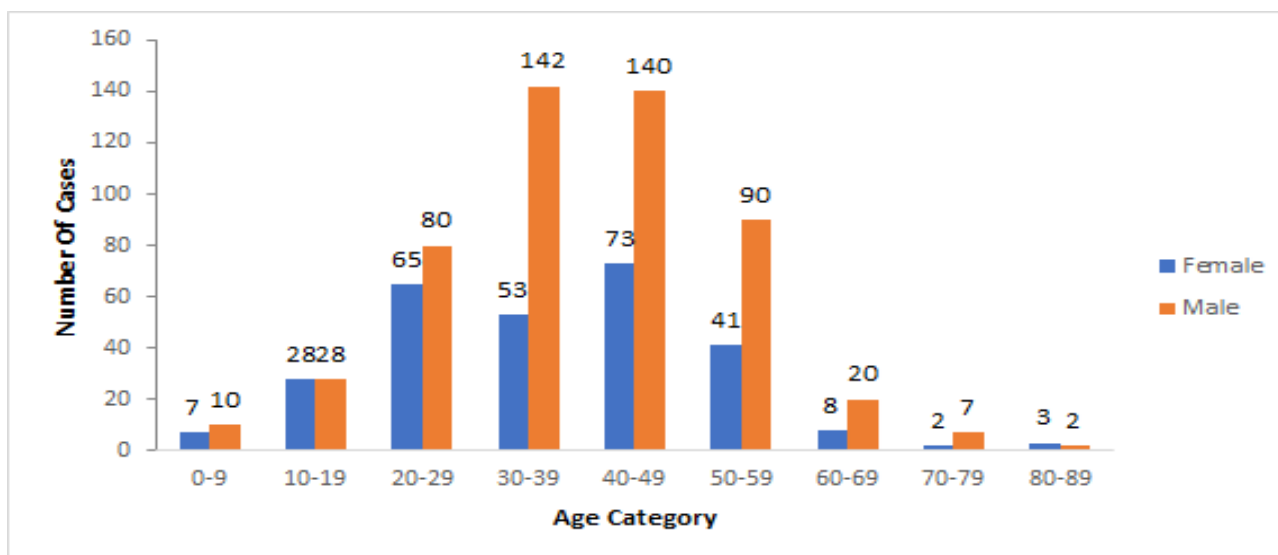
More information on the WHO Western Pacific Regional Office COVID-19 transmission stages can be found here: <https://who.maps.arcgis.com/apps/opsdashboard/index.html#/345dfdc82b5c4f6a815f1d54a05d18ec>

## Epidemiology

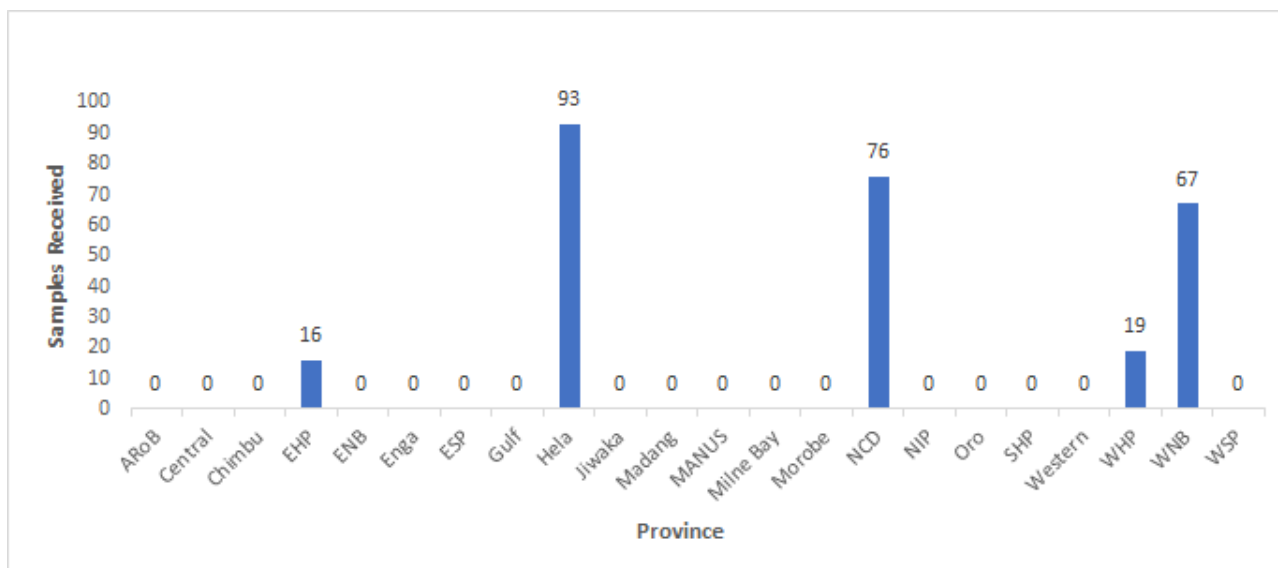
**Figure 1. Epidemiological curve of COVID-19 cases in Papua New Guinea, 15 March 2020 to 10 January 2021**



**Figure 2. COVID-19 cases by age-group and sex in Papua New Guinea, 15 March 2020 to 10 January 2021**



**Figure 3. COVID-19 samples received at CPHL and IMR laboratories for testing, by province, 4 to 10 January 2021**



Please note: Samples tested by GeneXpert or AgRDT are not included in Figure 3. Reporting province is the province where the swab was taken, not the province of origin of the individual being tested.

- For the period of 4 to 10 January, the COVID-19 National Hotline received 2,466 calls. Of these, 39 (about 1.6%) were health-related calls. Fourteen (14) of these were referred to Rapid Response Team/PHA. As of 10 January, the hotline had received a total of 151,953 calls. Of these, 4,923 (3.2%) were health-related calls. A total of 1,663 calls to date have been referred to Rapid Response Team/PHAs.
- Papua Province in Indonesia is continuously reporting COVID-19 cases in areas that border Sandaun and Western Provinces. While the border is officially closed, traditional border crossing continues, and the threat of case importation remains high. As of 3 January, Papua Province has reported a total of 6,118 confirmed cases and 134 deaths among people who confirmed to have COVID-19 by RT-PCR (data accessible at <https://dinkes.papuabaratprov.go.id/>).

**Table 3. Persons Screened by Point of Entry**

Total Number of Travelers Screened before SOE (until 22 March)	29,387	
Total Number of Travelers Screened during SOE (23 March – 16 June)	3,788	
Total Number of Travelers Screened after SOE (17 June – 19 December)	Air	12,113
	Sea	671
	Land	6
	<b>Total</b>	<b>12,780</b>

-----  
For more information about this Situation Report, contact:

**Dr Daoni Esorom**

A/Executive Manager, Public Health,  
National Department of Health

Email: daoniesorom@gmail.com; Mobile: +675-72313983

**Dr Stefanie Vaccher**

Surveillance and Epidemiology Pillar,  
World Health Organization

Email: vacchers@who.int